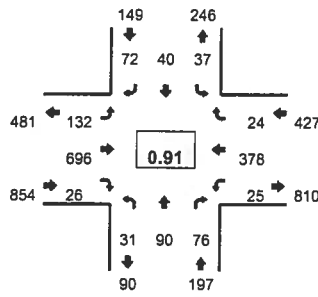


Type of peak hour being reported: Intersection Peak

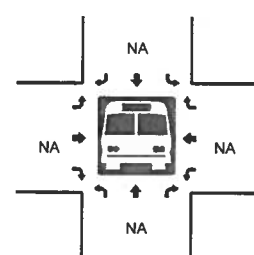
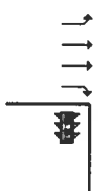
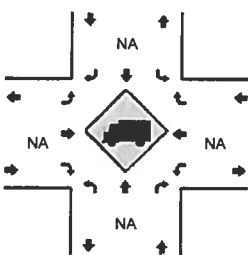
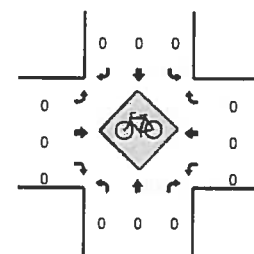
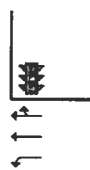
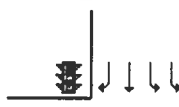
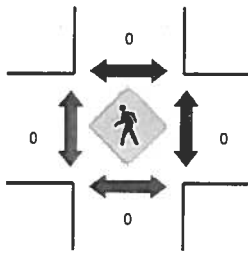
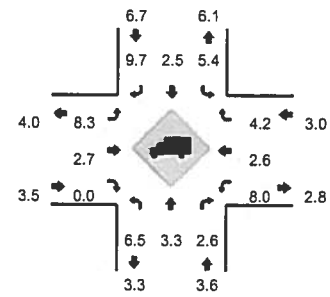
Method for determining peak hour: Total Entering Volume

LOCATION: NE 10th Ave -- NE 219th St  
 CITY/STATE: Duluth, WA

QC JOB #: 10900207  
 DATE: Wed, Feb 20 2013



Peak-Hour: 4:40 PM -- 5:40 PM  
 Peak 15-Min: 5:10 PM -- 5:25 PM



5-Min Count Period Beginning At	NE 10th Ave (Northbound)				NE 10th Ave (Southbound)				NE 219th St (Eastbound)				NE 219th St (Westbound)				Total	Hourly Totals
	Left	Thru	Right	U	Left	Thru	Right	U	Left	Thru	Right	U	Left	Thru	Right	U		
4:00 PM	2	4	5	0	2	9	11	0	10	46	0	0	1	18	2	0	110	
4:05 PM	0	8	8	0	6	1	14	0	10	61	5	0	0	24	4	0	141	
4:10 PM	7	7	3	0	6	5	10	0	17	54	3	0	1	38	4	0	155	
4:15 PM	1	5	3	0	7	1	4	0	9	70	3	0	3	22	8	1	137	
4:20 PM	2	10	6	0	4	6	6	0	14	53	0	0	2	33	7	0	143	
4:25 PM	3	3	2	0	6	4	13	0	6	41	3	0	4	44	3	0	132	
4:30 PM	3	6	3	0	6	6	6	0	15	44	1	0	5	37	2	0	134	
4:35 PM	1	2	4	0	4	3	7	0	12	51	3	0	4	29	1	0	121	
4:40 PM	7	3	3	0	4	5	7	0	7	56	2	0	1	47	2	0	144	
4:45 PM	5	14	6	0	3	1	5	0	15	45	1	0	1	23	0	0	119	
4:50 PM	2	9	5	0	3	6	3	0	11	69	5	0	3	24	1	0	141	
4:55 PM	1	8	6	0	2	4	3	0	14	62	3	0	1	32	3	0	139	1616
5:00 PM	2	6	7	0	3	5	12	0	9	48	1	0	1	21	1	0	116	1622
5:05 PM	2	11	12	0	5	4	6	0	13	43	2	0	2	22	3	1	126	1607
5:10 PM	3	4	6	0	5	5	8	0	15	60	2	0	2	37	1	0	148	1600
5:15 PM	4	5	6	0	2	3	7	0	9	68	2	0	4	34	2	0	146	1609
5:20 PM	1	6	5	0	2	0	6	0	9	70	5	0	3	42	4	0	153	1619
5:25 PM	2	9	9	0	3	5	5	0	9	58	0	0	2	21	1	0	124	1611
5:30 PM	1	7	5	0	3	1	6	0	7	56	0	0	3	42	1	0	132	1609
5:35 PM	1	8	6	0	2	1	4	0	14	61	3	0	1	33	5	0	139	1627
5:40 PM	3	7	3	0	0	2	6	0	9	58	2	0	3	34	2	0	129	1612
5:45 PM	2	2	2	0	4	2	9	0	11	44	2	0	2	29	3	0	112	1605
5:50 PM	1	4	3	0	4	3	3	0	12	38	2	0	3	24	2	0	99	1563
5:55 PM	0	8	6	0	4	3	7	0	9	46	2	0	1	41	1	0	128	1552
Peak 15-Min Flowrates	Northbound				Southbound				Eastbound				Westbound				Total	
	Left	Thru	Right	U	Left	Thru	Right	U	Left	Thru	Right	U	Left	Thru	Right	U		
All Vehicles	32	60	68	0	36	32	84	0	132	792	36	0	36	452	28	0	1788	
Heavy Trucks	4	0	0		8	0	4		12	24	0		8	12	0		72	
Pedestrians		0				0				0				0			0	
Bicycles	0	0	0		0	0	0		0	0	0		0	0	0		0	
Railroad																		
Stopped Buses																		

Comments: