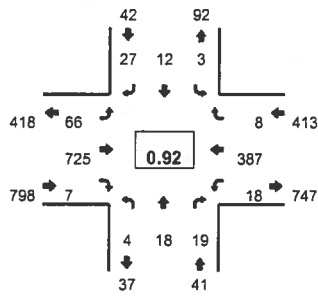
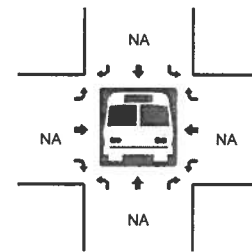
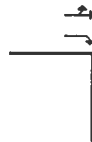
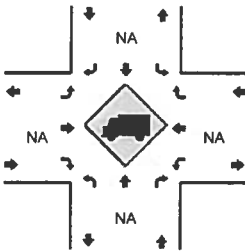
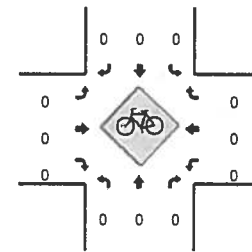
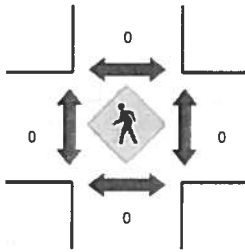
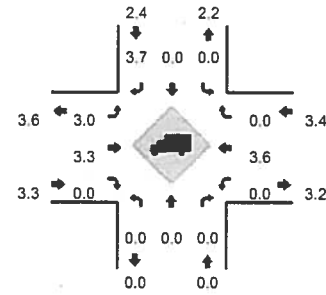


LOCATION: NE 29th Ave -- NE 219th St
 CITY/STATE: Duluth, WA

QC JOB #: 10900206
 DATE: Wed, Feb 20 2013



Peak-Hour: 4:50 PM -- 5:50 PM
 Peak 15-Min: 5:10 PM -- 5:25 PM



| 5-Min Count Period Beginning At | NE 29th Ave (Northbound) | | | | NE 29th Ave (Southbound) | | | | NE 219th St (Eastbound) | | | | NE 219th St (Westbound) | | | | Total | Hourly Totals |
|---------------------------------|--------------------------|------|-------|---|--------------------------|------|-------|---|-------------------------|------|-------|---|-------------------------|------|-------|---|-------|---------------|
| | Left | Thru | Right | U | Left | Thru | Right | U | Left | Thru | Right | U | Left | Thru | Right | U | | |
| 4:00 PM | 0 | 0 | 4 | 0 | 1 | 0 | 1 | 0 | 2 | 49 | 1 | 0 | 0 | 20 | 1 | 0 | 79 | |
| 4:05 PM | 0 | 1 | 0 | 0 | 0 | 0 | 1 | 0 | 4 | 62 | 1 | 0 | 2 | 31 | 0 | 0 | 102 | |
| 4:10 PM | 2 | 2 | 1 | 0 | 0 | 2 | 3 | 0 | 3 | 65 | 0 | 0 | 3 | 35 | 1 | 0 | 117 | |
| 4:15 PM | 0 | 1 | 1 | 0 | 1 | 1 | 3 | 0 | 8 | 69 | 0 | 0 | 4 | 34 | 0 | 0 | 122 | |
| 4:20 PM | 0 | 0 | 0 | 0 | 0 | 0 | 0 | 0 | 5 | 73 | 0 | 0 | 0 | 45 | 2 | 0 | 125 | |
| 4:25 PM | 0 | 2 | 0 | 0 | 0 | 1 | 3 | 0 | 0 | 42 | 1 | 0 | 3 | 50 | 0 | 0 | 102 | |
| 4:30 PM | 0 | 1 | 1 | 0 | 0 | 0 | 7 | 0 | 2 | 57 | 0 | 0 | 0 | 25 | 0 | 0 | 93 | |
| 4:35 PM | 0 | 1 | 6 | 0 | 0 | 0 | 0 | 0 | 4 | 43 | 1 | 0 | 1 | 42 | 3 | 0 | 101 | |
| 4:40 PM | 0 | 2 | 3 | 0 | 1 | 1 | 3 | 0 | 4 | 53 | 2 | 0 | 1 | 30 | 1 | 0 | 101 | |
| 4:45 PM | 0 | 0 | 0 | 0 | 1 | 0 | 5 | 0 | 4 | 50 | 0 | 0 | 0 | 25 | 1 | 0 | 86 | |
| 4:50 PM | 1 | 1 | 1 | 0 | 0 | 0 | 0 | 0 | 9 | 70 | 0 | 0 | 1 | 27 | 0 | 0 | 110 | |
| 4:55 PM | 1 | 1 | 2 | 0 | 1 | 0 | 1 | 0 | 8 | 55 | 0 | 0 | 2 | 23 | 1 | 0 | 95 | 1233 |
| 5:00 PM | 0 | 2 | 3 | 0 | 2 | 4 | 5 | 0 | 7 | 47 | 0 | 0 | 0 | 27 | 2 | 0 | 99 | 1253 |
| 5:05 PM | 0 | 0 | 1 | 0 | 0 | 1 | 4 | 0 | 1 | 62 | 1 | 0 | 2 | 30 | 0 | 0 | 102 | 1253 |
| 5:10 PM | 1 | 0 | 0 | 0 | 0 | 2 | 3 | 0 | 8 | 64 | 2 | 0 | 1 | 29 | 0 | 0 | 110 | 1246 |
| 5:15 PM | 0 | 1 | 1 | 0 | 0 | 0 | 0 | 0 | 2 | 70 | 0 | 0 | 1 | 38 | 0 | 0 | 113 | 1237 |
| 5:20 PM | 0 | 2 | 0 | 0 | 0 | 2 | 4 | 0 | 6 | 67 | 1 | 0 | 2 | 42 | 1 | 0 | 127 | 1239 |
| 5:25 PM | 0 | 1 | 1 | 0 | 0 | 0 | 1 | 0 | 6 | 64 | 1 | 0 | 1 | 30 | 1 | 0 | 106 | 1243 |
| 5:30 PM | 1 | 2 | 4 | 0 | 0 | 1 | 1 | 0 | 7 | 60 | 0 | 0 | 0 | 36 | 1 | 0 | 113 | 1263 |
| 5:35 PM | 0 | 1 | 0 | 0 | 0 | 0 | 2 | 0 | 7 | 68 | 1 | 0 | 2 | 35 | 1 | 0 | 117 | 1279 |
| 5:40 PM | 0 | 5 | 1 | 0 | 0 | 1 | 2 | 0 | 2 | 49 | 0 | 0 | 3 | 41 | 1 | 0 | 105 | 1283 |
| 5:45 PM | 0 | 2 | 5 | 0 | 0 | 1 | 4 | 0 | 3 | 49 | 1 | 0 | 3 | 29 | 0 | 0 | 97 | 1294 |
| 5:50 PM | 1 | 0 | 1 | 0 | 0 | 0 | 3 | 0 | 4 | 52 | 1 | 0 | 0 | 32 | 0 | 0 | 94 | 1278 |
| 5:55 PM | 0 | 1 | 2 | 0 | 1 | 0 | 2 | 0 | 0 | 45 | 0 | 0 | 1 | 33 | 0 | 0 | 85 | 1268 |
| Peak 15-Min Flowrates | Northbound | | | | Southbound | | | | Eastbound | | | | Westbound | | | | Total | |
| | Left | Thru | Right | U | Left | Thru | Right | U | Left | Thru | Right | U | Left | Thru | Right | U | | |
| All Vehicles | 4 | 12 | 4 | 0 | 0 | 16 | 28 | 0 | 64 | 804 | 12 | 0 | 16 | 436 | 4 | 0 | 1400 | |
| Heavy Trucks | 0 | 0 | 0 | | 0 | 0 | 4 | | 4 | 32 | 0 | | 0 | 16 | 0 | | 56 | |
| Pedestrians | | | | | | | | | | | | | | | | | 0 | |
| Bicycles | 0 | 0 | 0 | | 0 | 0 | 0 | | 0 | 0 | 0 | | 0 | 0 | 0 | | 0 | |
| Railroad | | | | | | | | | | | | | | | | | | |
| Stopped Buses | | | | | | | | | | | | | | | | | | |

Comments.