



Interval 60 min. 15 min.

Count(volume) Speed

Binned(CL/SP) Raw

Lane No 1 2

Direction Channel 1 _____

Direction Channel 2 _____

Data Hog # 3167

Counter No. 3594 - 12 Count ID 119115

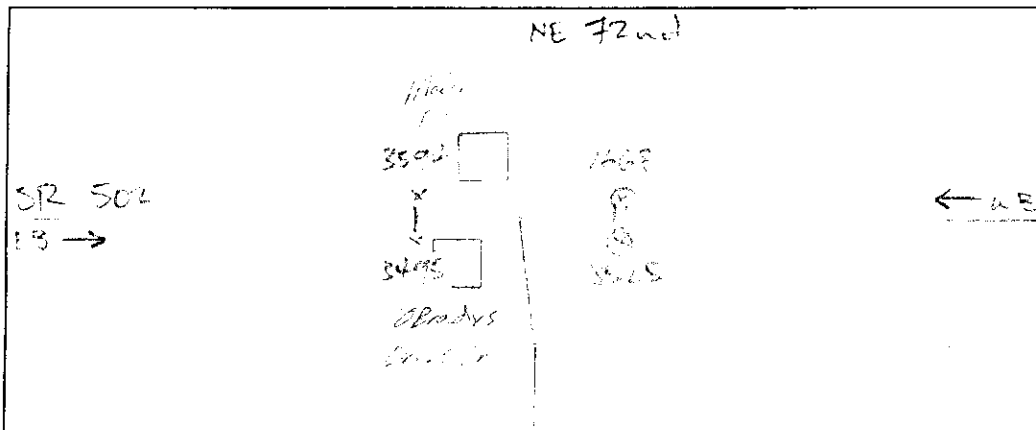
SR 502 RRT/RRQ _____ MP S. 03

Leg (1) Direction W OSID _____

Station Description _ ON SR 502 w/o NE 72nd Ave

Date	Day	Time	Comments
4/18/05	2	1057	Manual (1) <u>15</u> (2) _____ Counter (1) <u>15</u> (2) _____ <i>set ok JTM/JM 6.4</i>
4/19	3	1101	Manual (1) <u>26</u> (2) _____ Counter (1) <u>26</u> (2) _____ <i>check ok JTM/JM 6.4</i>
4/20	4	0924	Manual (1) <u>39</u> (2) _____ Counter (1) <u>39</u> (2) _____ <i>check ok JTM/JM 6.4</i>
4/21	5	1140	Manual (1) <u>21</u> (2) _____ Counter (1) <u>21</u> (2) _____ <i>taps broken / tube still in road & counting / fixed at 1141 check ok JTM/JM 6.4</i>
4/22	6	0927	Manual (1) <u>10</u> (2) _____ Counter (1) <u>10</u> (2) _____ <i>FM ok JTM/JM 6.4</i>

Sketch



JTM / JM
Field Person



Interval 60 min. 15 min.

Count(volume) Speed

Binned(CL/SP) Raw

Lane No 1 2

Direction Channel 1 _____

Direction Channel 2 _____

Data Hog # 3167

Counter No. 31/92-17 Count ID HPMS

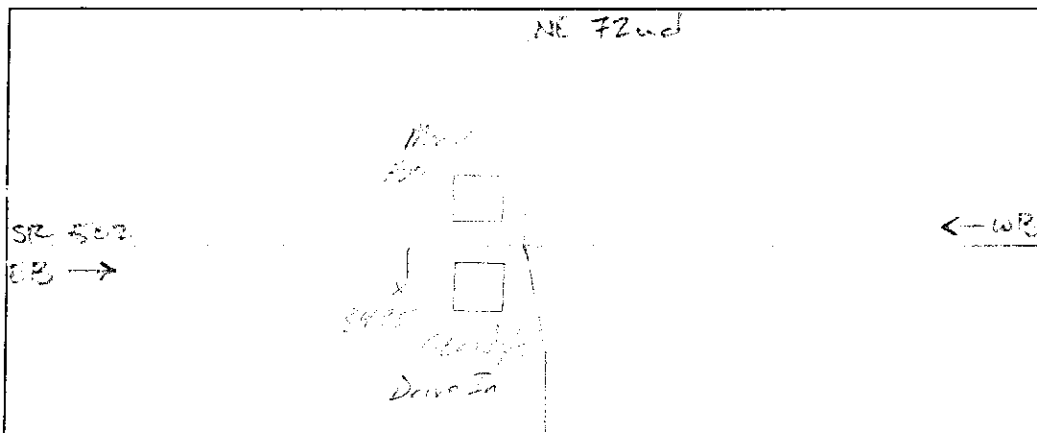
SR 502 RRT/RRQ _____ MP 5.03

Leg S Direction 115 OSID _____

Station Description - ON SR 502 W/E NE 72nd St. Ave

Date	Day	Time	Comments
1/18/05	2	1053	Manual (1) <u>6</u> (2) _____ Counter (1) <u>6</u> (2) _____ Set ok JTM/JM 6.5
2/1/05	3	1106	Manual (1) <u>3</u> (2) _____ Counter (1) <u>5</u> (2) _____ check ok JTM/JM 6.5
4/1/05	4	0823	Manual (1) <u>5</u> (2) _____ Counter (1) <u>5</u> (2) _____ check ok JTM/JM 6.5
1/1/05	5	1145	Manual (1) _____ (2) _____ Counter (1) <u>2</u> (2) _____ check ok JTM/JM 6.5
3/1/05	6	0928	Manual (1) <u>3</u> (2) _____ Counter (1) <u>3</u> (2) _____ PIN ok JTM/JM 6.4

Sketch



JTM/JM

Field Person

SR 502 MP 005.03 OFF SYSTEM ID. LEG 1 DIRECTION OF TRAFFIC EASTBOUND LANE ALL OF

COUNT IDENTIFIER HPMS COUNTER NUMBER 003495 DESCRIPTION: ON SR 502 W/O NE 72ND AVE

04/18/05 MONDAY	12	1	2	3	4	5	6	7	8	9	10	11	12	PM HOURS	AM TOTAL	PM TOTAL	DAILY TOTAL
	12	1	2	3	4	5	6	7	8	9	10	11	12		306	742	1052
00-15																	
15-30																	
30-45																	
45-00																	
HOUR																	
TOT	12	1	2	3	4	5	6	7	8	9	10	11	12		306	742	1052

04/19/05 TUESDAY	12	1	2	3	4	5	6	7	8	9	10	11	12	PM HOURS	AM TOTAL	PM TOTAL	DAILY TOTAL								
	12	1	2	3	4	5	6	7	8	9	10	11	12		306	742	1052								
00-15																									
15-30																									
30-45																									
45-00																									
HOUR																									
TOT	58	23	18	20	37	63	167	309	287	278	338	303	382	434	497	600	697	711	563	353	304	241	154	89	6926

04/20/05 WEDNESDAY	12	1	2	3	4	5	6	7	8	9	10	11	12	PM HOURS	AM TOTAL	PM TOTAL	DAILY TOTAL								
	12	1	2	3	4	5	6	7	8	9	10	11	12		338	711	1052								
00-15																									
15-30																									
30-45																									
45-00																									
HOUR																									
TOT	73	33	28	25	28	57	179	295	334	320	335	394	379	410	512	616	691	714	558	391	301	282	139	108	7202

AM PEAK HOUR 1100 TO 1200 VOLUME 394
PM PEAK HOUR 0445 TO 0545 VOLUME 727

AM PEAK HOUR 1000 TO 1100 VOLUME 338
PM PEAK HOUR 0500 TO 0600 VOLUME 711

SR 502 MP 005.03 OFF SYSTEM ID. LEG 1 DIRECTION OF TRAFFIC EASTBOUND LANE ALL OF

COUNT IDENTIFIER HPMS COUNTER NUMBER 003495 DESCRIPTION: ON SR 502 W/O NE 72ND AVE

04/21/05 THURSDAY		AM HOURS												PM HOURS												DAILY TOTAL		
12	1	2	3	4	5	6	7	8	9	10	11	12	1	2	3	4	5	6	7	8	9	10	11	12				
12	1	2	3	4	5	6	7	8	9	10	11	12	1	2	3	4	5	6	7	8	9	10	11	12	7171			
64	39	23	14	36	64	156	297	306	299	347	376	369	424	495	630	701	793	581	372	274	246	155	110	378	793	2021	5150	
TOT		AM PEAK HOUR 1045 TO 1145 VOLUME												PM PEAK HOUR 0500 TO 0600 VOLUME												AM TOTAL	PM TOTAL	

04/22/05 FRIDAY		AM HOURS												PM HOURS												DAILY TOTAL		
12	1	2	3	4	5	6	7	8	9	10	11	12	1	2	3	4	5	6	7	8	9	10	11	12				
12	1	2	3	4	5	6	7	8	9	10	11	12	1	2	3	4	5	6	7	8	9	10	11	12	1105			
64	35	27	19	35	73	152	319	317	64															320	0	1105	0	
TOT		AM PEAK HOUR 0730 TO 0830 VOLUME												PM PEAK HOUR 0000 TO 0000 VOLUME												AM TOTAL	PM TOTAL	

04/18/05 THRU 04/22/05
TOTAL HOURS FOR COUNT 93

3 DAYS
AVG WEEKDAY VOL 7100 X SEASONAL ADJ. FACTOR 0.9700 = 6887 X AXLE CORR FACTOR 0.9477 = ESTIMATED AVG DAILY TRAFFIC 6527

FACTOR GROUP CB-02
FACTOR GROUP GR-A2

SR 502 MP 005.03 OFF SYSTEM ID. LEG 1 DIRECTION OF TRAFFIC BOTH WAYS LANE ALL OF

COUNT IDENTIFIER HPMS COUNTER NUMBER 003495 DESCRIPTION: ON SR 502 W/O NE 72ND AVE

COUNT IDENTIFIER	HPMS	AM HOURS												PM HOURS												DAILY TOTAL	
		1	2	3	4	5	6	7	8	9	10	11	12	1	2	3	4	5	6	7	8	9	10	11	12		
04/18/05 MONDAY		12	1	2	3	4	5	6	7	8	9	10	11	12	1	2	3	4	5	6	7	8	9	10	11	12	8804
00-15													174	182	170	188	251	285	269	238	145	105	101	72	25		
15-30													186	179	192	223	272	288	321	244	134	125	91	62	41		
30-45													177	198	177	225	236	249	274	214	118	84	90	40	33		
45-00													189	153	205	217	268	299	249	170	131	96	72	43	34		
TOT													726	712	744	853	1027	1121	1113	866	528	410	354	217	133		
																										8804	

AM PEAK HOUR 1100 TO 1200 VOLUME 726
PM PEAK HOUR 0445 TO 0545 VOLUME 1163

AM TOTAL 726
PM TOTAL 8078

COUNT IDENTIFIER	HPMS	AM HOURS												PM HOURS												DAILY TOTAL						
		1	2	3	4	5	6	7	8	9	10	11	12	1	2	3	4	5	6	7	8	9	10	11	12							
04/19/05 TUESDAY		12	1	2	3	4	5	6	7	8	9	10	11	12	1	2	3	4	5	6	7	8	9	10	11	12	14231					
00-15													174	174	201	192	147	185	179	175	214	224	225	279	269	231	197	141	122	88	42	
15-30													214	188	188	199	161	197	175	210	208	253	271	308	291	263	151	137	105	66	41	
30-45													217	173	187	173	210	208	215	276	275	287	287	255	151	142	101	76	35	28		
45-00													188	179	184	187	201	205	248	264	285	280	169	118	115	115	76	76	35	28		
TOT													811	687	755	700	783	825	940	1036	1147	1127	918	617	535	404	246	154	147	14231		

AM PEAK HOUR 0700 TO 0800 VOLUME 946
PM PEAK HOUR 0400 TO 0500 VOLUME 1147

AM TOTAL 5499
PM TOTAL 8732

COUNT IDENTIFIER	HPMS	AM HOURS												PM HOURS												DAILY TOTAL						
		1	2	3	4	5	6	7	8	9	10	11	12	1	2	3	4	5	6	7	8	9	10	11	12							
04/20/05 WEDNESDAY		12	1	2	3	4	5	6	7	8	9	10	11	12	1	2	3	4	5	6	7	8	9	10	11	12	14660					
00-15													178	206	194	186	190	193	191	207	221	233	258	248	257	188	138	134	80	39		
15-30													219	229	219	200	213	196	212	185	244	260	274	295	241	162	142	113	61	48		
30-45													221	237	181	187	215	200	218	280	283	290	315	233	134	118	117	73	31	31		
45-00													185	197	187	187	203	210	238	249	302	307	295	198	135	117	73	34	29	29		
TOT													819	764	777	807	813	848	994	1078	1129	1153	929	619	515	437	231	147	147	14660		

AM PEAK HOUR 0700 TO 0800 VOLUME 891
PM PEAK HOUR 0445 TO 0545 VOLUME 1165

AM TOTAL 5767
PM TOTAL 8893

SR 502 MP 005.03 OFF SYSTEM ID. LEG 1 DIRECTION OF TRAFFIC BOTH WAYS LANE ALL OFF

COUNT IDENTIFIER HPMS COUNTER NUMBER 003495 DESCRIPTION: ON SR 502 W/O NE 72ND AVE

04/21/05 THURSDAY	AM HOURS												PM HOURS												DAILY TOTAL
	1	2	3	4	5	6	7	8	9	10	11	12	1	2	3	4	5	6	7	8	9	10	11	12	
12	1	2	3	4	5	6	7	8	9	10	11	12	1	2	3	4	5	6	7	8	9	10	11	12	14906
TOT	104	62	50	67	174	486	771	949	814	804	820	830	824	852	970	1060	1169	1250	933	649	465	421	217	165	
									AM PEAK HOUR 0700 TO 0800 VOLUME 949													AM TOTAL 5931			
									PM PEAK HOUR 0500 TO 0600 VOLUME 1250													PM TOTAL 8975			

04/22/05 FRIDAY	AM HOURS												PM HOURS												DAILY TOTAL
	1	2	3	4	5	6	7	8	9	10	11	12	1	2	3	4	5	6	7	8	9	10	11	12	
12	1	2	3	4	5	6	7	8	9	10	11	12	1	2	3	4	5	6	7	8	9	10	11	12	3533
TOT	89	60	53	60	140	466	694	920	873	178															
									AM PEAK HOUR 0700 TO 0800 VOLUME 920														AM TOTAL 3533		
									PM PEAK HOUR 0000 TO 0000 VOLUME 0														PM TOTAL 0		

04/18/05 THRU 04/22/05 93
 3 DAYS
 AVG WEEKDAY VOL 14599 X SEASONAL ADJ. FACTOR 0.9700 = 14161 X AXLE CORR FACTOR 0.9477 = ESTIMATED AVG DAILY TRAFFIC 13420
 PEAK HOUR PERCENTAGES: K = 8.56 D = 63.44
 PEAK HOUR LOCATION : VOLUME = 1250 DATE: 04/21/05 TIME: 05:00 PM



Interval 60 min. 15 min.

Count(volume) Speed

Binned(CL/SP) Raw

Lane No 1 2

Direction Channel 1 _____

Direction Channel 2 _____

Data Hog # 0167

Counter No. 1018-12 Count ID 21912

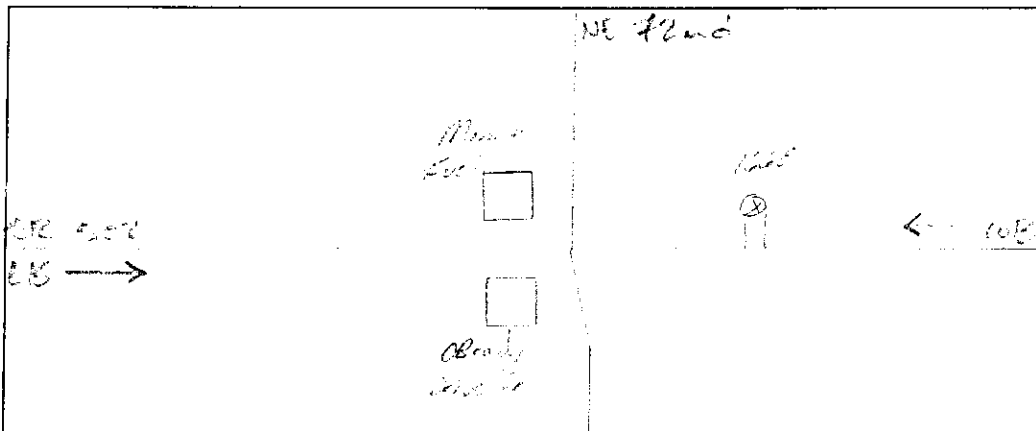
SR 502 RRT/RRQ _____ MP 5.03

Leg 12) Direction WBE OSID _____

Station Description _ ON SR 502 1.10 NE 42nd St Ave

Date	Day	Time	Comments
4/18/03	2	1002	Manual (1) <u>8</u> (2) _____ Counter (1) <u>8</u> (2) _____ Set ok JTM/JM 6.5
4/19	3	1048	Manual (1) <u>40</u> (2) _____ Counter (1) <u>40</u> (2) _____ check ok JTM/JM 6.5
4/20	4	0831	Manual (1) <u>41</u> (2) _____ Counter (1) <u>41</u> (2) _____ check ok JTM/JM 6.5
4/21	5	1150	Manual (1) <u>26</u> (2) _____ Counter (1) <u>26</u> (2) _____ check ok JTM/JM 6.5
4/22	6	0920	Manual (1) <u>5</u> (2) _____ Counter (1) <u>5</u> (2) _____ FWD ok JTM/JM 6.5

Sketch



JTM / JTM
Field Person



Interval 60 min. 15 min.

Count(volume) Speed

Binned(CL/SP) Raw

Lane No 1 2

Direction Channel 1 _____

Direction Channel 2 _____

Data Hog # 3167

Counter No. 502 Count ID 214108

SR 502 RRT/RRQ _____ MP 5.03

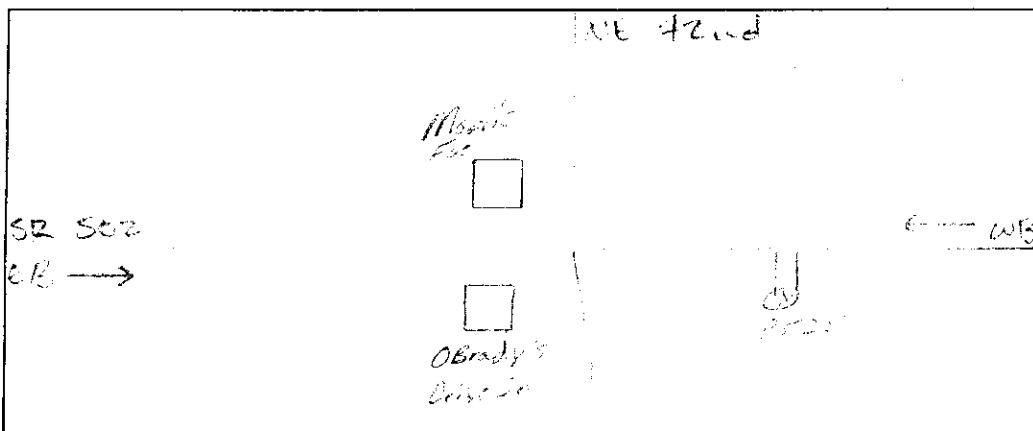
Leg (?) Direction (13) OSID _____

AVE

Station Description _ ON SR 502 E to NE 42nd St

Date	Day	Time	Comments
4/18/08	2	1104	Manual (1) <u>3</u> (2) _____ Counter (1) <u>7</u> (2) _____ Red ok JTM/JM 6.4
4/19	3	1054	Manual (1) <u>11</u> (2) _____ Counter (1) <u>19</u> (2) _____ Check ok JTM/JM 6.5
4/20	4	0930	Manual (1) <u>35</u> (2) _____ Counter (1) <u>35</u> (2) _____ Check ok JTM/JM 6.3
4/21	5	1154	Manual (1) <u>33</u> (2) _____ Counter (1) <u>33</u> (2) _____ Check ok JTM/JM 6.4
4/22	6	0922	Manual (1) <u>9</u> (2) _____ Counter (1) <u>8</u> (2) _____ PIU ok JTM/JM 6.3

Sketch



JTM / JM

Field Person

SR 502	MP 005.03	OFF SYSTEM ID.	LEG 2	DIRECTION OF TRAFFIC	WESTBOUND	LANE ALL OF									
COUNT IDENTIFIER	HPMS	COUNTER NUMBER	001668	DESCRIPTION: ON SR 502 E/O NE 72ND AVE											
04-18-05															
MONDAY															
AM HOURS	CARS PICKUPS	BUS	SINGLE MED	HVY	4+	SINGLE UNIT %	DOUBLE UNITS 4-5	6+	DOUBLE UNIT %	5-6	7+	TRAIN %	TRUCK %	CLASS UNKNOWN	TOTAL VEHICLES
12 - 1	403		42	1	1	9.5	1	3	.9	3	1	.9	11.2	1	455
1 - 2	355	2	28	1	1	7.6	1	1	1.3	1	1	.5	9.4	3	395
2 - 3	416	3	36	3	3	8.8	1	1	.6	1	1	.2	9.7	5	466
3 - 4	395	4	32	4	4	8.8	1	2	1.3	1	2	.7	10.8	2	445
4 - 5	449	1	24	2	1	5.8	2	3	1.0		2		6.8	1	483
5 - 6	416		27	1	1	6.2	1	1	.4	1	1	.2	6.9	2	449
6 - 7	353		23	2	2	6.6	1	1	.3	1	2	.3	7.1	1	381
7 - 8	223		14	2	2	7.2	1	1	.8			.8	8.2	2	243
8 - 9	165		9	1	1	6.6	1	1	1.1	1	2	.6	8.8	1	181
9 - 10	136		12	2	2	7.2	1	1	2.0				8.1	1	149
10 - 11	91		4	2	2	6.1	2	1	1.0				7.1		98
11 - 12	40		3	2	2	6.7	1	2	4.4				11.1		45
AM TOTAL	3442	6	254	19	2	7.4	12	12	.9	6	3	.4	8.8	16	3790
PM TOTAL	3442	6	254	19	2	7.4	12	12	.9	6	3	.4	8.8	16	3790
DAY TOTAL	3442	6	254	19	2	7.4	12	12	.9	6	3	.4	8.8	16	3790
															3886

2-AXLE EQUIVALENT

HOURLY TRAFFIC CLASSIFICATION SUMMARY

SR 502 MP 005.03 OFF SYSTEM ID. LEG 2 DIRECTION OF TRAFFIC WESTBOUND LANE ALL OF

COUNT IDENTIFIER HPMS COUNTER NUMBER 001668 DESCRIPTION: ON SR 502 E/O NE 72ND AVE

04-19-05 TUESDAY AM HOURS	CARS PICKUPS	BUS	SINGLE MED	UNITS HVV	4+	SINGLE UNIT %	DOUBLE 4-	5	6+	DOUBLE UNIT %	5-	TRAINS 6	7+	TRAIN %	TRUCK %	CLASS UNKNOWN	TOTAL VEHICLES
1	17		2			9.1			1	9.1					22.7		22
2	16		1			10.5			1	5.3					15.8		19
3	12			1		18.8				6.3					25.0		16
4	29		1			3.3									3.3		30
5	92		6			6.8			2	3.9					10.7		103
6	546		28			7.9			2	1.8					10.5		391
7	601		33			7.3			4	1.5					9.4		605
8	477		33			6.1			5	1.7					7.8		654
9	375		32			7.2			5	2.0					10.2		538
10	400		33			8.2			11	3.5					12.0		426
11	382		33			7.8			4	1.1					9.8		449
12			38			10.4			1	1.6					13.4		441
PM HOURS																	
1	395		27			6.9			2	1.4					9.0		435
2	374		25			6.5			5	2.4					9.6		415
3	449		25			6.5			3	1.4					8.3		494
4	407		34			8.5			2	1.3					10.7		459
5	446		26			5.6			2	.6					6.3		480
6	457		24			5.3			1	.4					6.0		487
7	389		8			2.6			1	.2					6.2		417
8	302		23			4.8				.4					2.6		311
9	235		11			4.8				.6					5.2		249
10	166		7			4.0				.2					4.6		175
11	86		3			3.3			1	1.5					6.1		92
12	62		3			4.5											66
AM TOTAL	3296		252			7.7			19	2.0					10.3		3694
PM TOTAL	3768		216			5.8			14	1.0					7.2		4080
DAY TOTAL	7064		468			6.7			33	1.5					8.7		7774
2-AXLE EQUIVALENT																	
			17			6.7			33	1.5					8.7		8045

SR 502 MP 005.03 OFF SYSTEM ID. LEG 2 DIRECTION OF TRAFFIC WESTBOUND LANE ALL OF
 COUNT IDENTIFIER HPMS COUNTER NUMBER 001668 DESCRIPTION: ON SR 502 E/O NE 72ND AVE

04-20-05	WEDNESDAY	AM HOURS	CARS PICKUPS	BUS	SINGLE MED	HVY	4+	SINGLE UNIT %	DOUBLE 4-	DOUBLE 5	DOUBLE 6+	DOUBLE UNIT %	5-	TRAINS 6	TRAINS 7+	TRAIN %	TRUCK %	CLASS UNKNOWN	TOTAL VEHICLES	
12 -	1	13	17		2			10.5	1	1	1	15.8	1			5.3	31.6		19	
1 -	2	17	15		1			9.5				9.5					19.0		21	
2 -	3	30	30	2	2			17.4	2		1	13.0		1		4.3	34.8		23	
3 -	4	101	101		5			5.9				6.2			2	5.9	10.6		113	
4 -	5	349	349		31			4.4	2	2	3	1.8		1	2	.8	10.7	3	391	
5 -	6	537	537	2	45			8.2	1	3	1	2.1		1	2	.2	10.7	605	645	
6 -	7	590	590	1	35			6.4	3	1	3	1.1		2	4	.3	7.8	5	645	
7 -	8	422	422	1	27			6.3	4	2	5	2.3		1	4	1.5	10.0	8	478	
8 -	9	403	403	1	38			9.3	2	4	9	2.8		2	1	.4	12.5	2	463	
9 -	10	397	397	1	32			8.8	4	4	9	3.7		1	1	.2	12.7	2	457	
10 -	11	402	402	3	37			10.0	3	2	6	2.3		3	2	1.1	13.4	4	469	
PM HOURS																				
12 -	1	414	414	2	33			8.1		6	8	3.0		1	1	.4	11.5		468	
1 -	2	418	418	4	38			9.2	4		7	2.3		1	1	.4	11.9	3	478	
2 -	3	490	490	3	35			7.3	1	3	8	2.2		1	1	.4	10.0	5	550	
3 -	4	410	410	5	31			8.0	1	3	8	2.6		1	1	.4	11.0	2	463	
4 -	5	376	376		29			7.7	2	2	2	1.4			1	.2	9.3	3	418	
5 -	6	469	469		23			4.6		1		.6		1		.2	5.4	2	498	
6 -	7	400	400	1	20			5.2	2			.2				.3	5.4	1	424	
7 -	8	268	268		14			5.2	1			.7				.3	6.3	2	288	
8 -	9	223	223		16			6.7				.6		1		.3	6.7	2	239	
9 -	10	162	162	2	7			5.2				.6				.3	5.8	2	172	
10 -	11	80	80		6			9.1	1			.6				.3	9.1	2	88	
11 -	12	48	48		1			2.0			1	2.0				.3	4.0	2	50	
AM TOTAL		3276	3276	10	257			8.0	30	26	38	2.5		8	12	.7	11.2	24	3718	
PM TOTAL		3758	3758	17	253			6.9	14	15	34	1.5		4	3	.3	8.7	18	4136	
DAY TOTAL		7034	7034	27	510			7.4	44	41	72	2.0		12	15	.5	9.9	42	7854	
																		2-AXLE EQUIVALENT	8202	

SR 502	MP 005.03	OFF SYSTEM ID.	LEG 2	DIRECTION OF TRAFFIC	WESTBOUND	LANE ALL OF									
COUNT IDENTIFIER	HPMS	COUNTER NUMBER	001668	DESCRIPTION: ON SR 502 E/O NE 72ND AVE											
04-21-05															
THURSDAY															
AM HOURS	CARS PICKUPS	BUS	SINGLE MED	HVY	4+	SINGLE UNIT %	DOUBLE UNITS 4-5	6+	DOUBLE UNIT %	5-6	7+	TRAIN %	TRUCK	CLASS UNKNOWN	TOTAL VEHICLES
12 - 1	23	1	1			3.7	3	1	11.1				14.8		27
1 - 2	13		1			6.7		1	6.7				13.3		15
2 - 3	21	1	1		2	8.0	1	1	8.0				16.0		25
3 - 4	37		2		1	4.8	4	2	7.1				11.9		42
4 - 5	99		2		1	8.0	4	3	3.6				11.6		112
5 - 6	333	1	27	1	3	10.0	5	6	3.7		1	.3	11.7	2	377
6 - 7	521	3	53	3	2	6.8	2	3	.9		1	.2	11.1	9	588
7 - 8	564	2	39	2	2	6.1	4	4	2.1		1	.3	9.2	3	631
8 - 9	454	1	29	1	4	9.7	2	4	3.2		2	.6	9.9	3	507
9 - 10	421	1	38	1	8	11.2	5	2	2.5		3	.6	12.7	4	487
10 - 11	385	2	46	2	2	7.7	6	8	3.1		2	.7	14.9	3	456
11 - 12	403	2	31	2	2	9.4	2	6	2.2		2	.4	10.3	5	455
PM HOURS															
12 - 1	436	2	37	8	2	8.2	4	9	3.0		1	.9	12.4	4	502
1 - 2	385	1	32	3	5	8.4	5	4	3.2		1	.4	12.3	4	439
2 - 3	449	2	38	1	2	7.7	3	8	3.1		2	.2	11.9	4	514
3 - 4	435	2	33	1	1	6.5	5	1	1.0		3	.6	8.9	3	481
4 - 5	460		32		1	4.7	2	2	1.4		1	.2	8.5	1	504
5 - 6	458		23		1	4.4	1	1	.4		1	.2	5.3	3	487
6 - 7	385	1	16	1	2	5.3	2	1	.7				5.4	2	409
7 - 8	305	2	9			4.1	1						4.1	1	322
8 - 9	230		5	1		2.6	1	1	1.0				3.7		241
9 - 10	184		1			2.4			1.2				3.7		191
10 - 11	79	1	1			3.1	1	1	1.6				4.7		82
11 - 12	61		2												64
AM TOTAL	3274	14	276	18	2	8.3	22	35	2.6	4	1	.4	11.3	26	3722
PM TOTAL	3867	11	243	15	4	6.4	19	23	1.6	2	2	.3	8.3	18	4236
DAY TOTAL	7141	25	519	33	6	7.3	41	58	2.0	6	3	.3	9.7	44	7958
															8297

2-AXLE EQUIVALENT

SR 502 MP 005.03 OFF SYSTEM ID. LEG 2 DIRECTION OF TRAFFIC WESTBOUND LANE ALL OF
COUNT IDENTIFIER HPMS COUNTER NUMBER 001668 DESCRIPTION: ON SR 502 E/O NE 72ND AVE

04-22-05	FRIDAY	AM HOURS	CARS PICKUPS	BUS MED	SINGLE UNITS HVY	4+	SINGLE UNIT %	DOUBLE UNITS 4-	5	6+	DOUBLE UNIT %	5-	TRAINS 6	7+	TRAIN %	TRUCK %	CLASS UNKNOWN	TOTAL VEHICLES
12 - 1	15	1	15	1	1	4+	5.6	1	1	1	11.1	1	1	1	4.0	16.7		18
11 - 2	14	2	14	2	2	4+	15.8	2	2	2	10.5	2	2	2	8.0	26.3		19
10 - 3	19	3	19	3	3	4+	12.0	3	3	3	8.0	3	3	3	24.0	24.0		25
9 - 4	34	4	34	4	4	4+	7.9	4	4	4	2.6	4	4	4	10.5	10.5		38
8 - 5	92	5	92	6	6	4+	6.9	1	1	1	2.9	1	1	1	9.8	9.8		102
7 - 6	331	6	331	32	3	4+	9.6	3	3	3	1.1	1	1	1	11.2	11.2	1	374
6 - 7	497	7	497	42	2	4+	8.3	3	3	3	1.6	1	1	1	10.1	10.1	3	553
5 - 8	574	8	574	20	4	4+	4.2	3	3	3	2.4	1	1	1	6.8	6.8	3	619
4 - 9	491	9	491	47	4	4+	9.3	2	4	3	1.6	1	1	3	.7	11.6	4	560
3 - 10		10																
2 - 11		11																
1 - 12		12																
PM HOURS																		
12 - 1																		
11 - 2																		
10 - 3																		
9 - 4																		
8 - 5																		
7 - 6																		
6 - 7																		
5 - 8																		
4 - 9																		
3 - 10																		
2 - 11																		
1 - 12																		
AM TOTAL	2067	7	155	14	1	1	7.7	11	24	12	2.0	2	7		.4	10.1	8	2308
PM TOTAL	2067	7	155	14	1	1	7.7	11	24	12	2.0	2	7		.4	10.1	8	2308
DAY TOTAL	2067	7	155	14	1	1	7.7	11	24	12	2.0	2	7		.4	10.1	8	2308

04-18-05 THRU 04-22-05
AVERAGE WEEKDAY CLASSIFICATION VOLUMES *****
CARS PICKUPS | BUS MED HVY | SINGLE UNIT % | DOUBLE UNITS 4- | 5 | 6+ | DOUBLE UNIT % | TRAINS 6 | 7+ | TRAIN % | TRUCK % | CLASS UNKNOWN | TOTAL VEHICLES
7080 | 23 | 499 | 37 | 5 | 7.2 | 39 | 50 | 55 | 1.8 | 10 | 7 | 17 | .4 | 9.4 | 41 | 7862
AVG WEEKDAY VOL 7862 X SEASONAL ADJ. FACTOR 0.9700 = ESTIMATED AVG DAILY TRAFFIC 7626
TOTAL HOURS FOR COUNT 93
3 DAYS
FACTOR GROUP CB-02
AVG WEEKDAY VOL 7862 X SEASONAL ADJ. FACTOR 0.9700 = ESTIMATED AVG DAILY TRAFFIC 7626

TRIP SYSTEM
HOURLY TRAFFIC CLASSIFICATION SUMMARY

SR 502	MP 005.03	OFF SYSTEM ID.	LEG 2	DIRECTION OF TRAFFIC	EASTBOUND	LANE ALL OF								
COUNT IDENTIFIER	HPMS	COUNTER NUMBER	003525	DESCRIPTION: ON SR 502 E/O NE 72ND AVE										
04-18-05														
MONDAY														
AM HOURS	CARS PICKUPS	BUS	SINGLE MED	HVY	4+	SINGLE UNIT %	DOUBLE UNIT %	5-	6	7+	TRAIN %	TRUCK %	CLASS UNKNOWN	TOTAL VEHICLES
12 - 1	324		38	2	1	10.6	2.7	1			.3	13.6	1	376
1 - 2	383		36	3	1	9.3	1.6	4			.6	10.9	7	430
2 - 3	431	4	40	3	2	9.9	1.2	1	1		.5	11.7	7	496
3 - 4	581	3	38	4	2	7.2	1.7	4	4	1	.2	9.4	2	649
4 - 5	700	5	50	1		6.7	.8	2	2	1	.5	8.0	2	763
5 - 6	739	2	52	2		7.0	.5	1	1	1	.2	7.5	2	801
6 - 7	524		33	1		6.0	.9	1		1	.4	6.9	2	565
7 - 8	324		16	1		4.9	1.5	2			.4	5.8	1	345
8 - 9	248		19	1		7.3	1.5	2			.4	9.2	1	273
9 - 10	230		11			4.5	1.4	1			.4	5.0		242
10 - 11	129		8			6.4	1.4	1			.4	7.8		141
11 - 12	82		4	1		4.6	1.4	1			1.1	5.7	1	87
AM TOTAL	4695	9	345	19	5	7.3	1.1	20	16	6	.3	8.7	23	5168
PM TOTAL	4695	9	345	19	5	7.3	1.1	20	16	6	.3	8.7	23	5168
DAY TOTAL	4695	9	345	19	5	7.3	1.1	20	16	6	.3	8.7	23	5168
														5299

2-AXLE EQUIVALENT

SR 502 MP 005.03 OFF SYSTEM ID. LEG 2 DIRECTION OF TRAFFIC EASTBOUND LANE ALL OF
COUNT IDENTIFIER HPMS COUNTER NUMBER 0035225 DESCRIPTION: ON SR 502 E/O NE 72ND AVE

DAY	TOTAL	CARS PICKUPS	BUS	MED	SINGLE UNITS	4+	SINGLE UNIT %	DOUBLE UNITS	4-	5	6+	DOUBLE UNIT %	5-	TRAINS	6	7+	TRAIN %	TRUCK %	CLASS UNKNOWN	TOTAL VEHICLES	
																					8
04-19-05																					
TUESDAY																					
AM HOURS																					
12 - 1		48					9.3											11.1		1	54
1 - 2		25					7.4											7.4		1	27
2 - 3		20					4.8											4.8		1	21
3 - 4		17					5.3											10.5		1	19
4 - 5		21					17.2											27.6		1	29
5 - 6		51					6.8											13.6		1	59
6 - 7		145					8.4											13.2		1	167
7 - 8		289					8.0											10.5		1	323
8 - 9		282					9.0											12.4		1	322
9 - 10		256					9.7											14.4		1	299
10 - 11		296					8.8											13.2		1	341
11 - 12		282					11.2											14.2		1	330
PM HOURS																					
12 - 1		364					7.3											10.9		1	413
1 - 2		412					9.2											11.2		1	466
2 - 3		470					9.0											11.8		1	536
3 - 4		547					7.5											9.5		1	611
4 - 5		696					5.5											6.1		1	749
5 - 6		718					5.6											6.7		1	773
6 - 7		583					4.7											5.6		1	622
7 - 8		362					4.2											4.5		1	379
8 - 9		311					6.0											6.9		1	334
9 - 10		250					3.4											4.2		1	261
10 - 11		163					4.1											4.1		1	170
11 - 12		88					2.2											3.3		1	92
AM TOTAL	1732		8	152	19	4	9.2	10	28	15		2.7	6	5	11		1.1	13.0	1	1991	
PM TOTAL	4964		10	292	30	2	6.2	23	28	16		1.2	3	3	5		.2	7.6	30	5406	
DAY TOTAL	6696		18	444	49	6	7.0	33	56	31		1.6	9	8	16		.4	9.1	31	7397	
																					7676

2-AXLE EQUIVALENT

SR 502	MP 005.03	OFF SYSTEM ID.	COUNTER NUMBER	003525	LEG 2	DESCRIPTION: ON SR 502 E/O NE 72ND AVE	DIRECTION OF TRAFFIC	EASTBOUND	LANE ALL OF							
04-20-05																
WEDNESDAY	CARS	BUS	SINGLE MED	HVY	4+	SINGLE UNIT %	DOUBLE UNITS	6+	DOUBLE UNIT %	5-	TRAINS	7+	TRAIN %	TRUCK %	CLASS	TOTAL VEHICLES
AM HOURS	PICKUPS														UNKNOWN	
12 - 1	58	1	3	1	1	4.7	4-	5	3.1	1	1	1	1.6	9.4		64
1 - 2	25		1			10.0	1	1	3.3			1	3.3	16.7		30
2 - 3	24		1			3.7				1		1	7.4	11.1		27
3 - 4	17		1			5.3			5.3			1	10.5	10.5		19
4 - 5	16		2			15.0						1	5.0	20.0		20
5 - 6	46		3		1	7.8	1	1	2.0			1	6	12.3		51
6 - 7	150		13		1	9.4	1	2	2.3			1	.6	9.8		171
7 - 8	262		15		4	7.9	1	1	1.0			1	.3	9.3		291
8 - 9	274		31		2	11.2	6	5	3.3			1	1.5	16.1		330
9 - 10	308		23		2	8.0	1	5	3.1			1	.3	11.4		350
10 - 11	293		30		5	11.8	3	3	2.6			1	1.4	15.8		348
11 - 12	335		42		4	12.4	2	2	4.4			2	.7	17.5		411
PM HOURS																
12 - 1	352	2	34	2	1	9.6	4	2	2.9	1		1	.5	13.0		408
1 - 2	383	1	29	1	1	7.1	3	3	3.2	2			.5	10.8		434
2 - 3	486	2	34	3	1	7.1	3	5	3.3	1			.2	10.6		546
3 - 4	557	1	50	3	1	8.7	2	4	1.9	1		1	.2	10.7		634
4 - 5	626	2	54	3	1	8.5	2	4	1.0	1		1	.1	9.6		697
5 - 6	698		33	2		4.8	3	4	.9	1	1	1	.4	6.1		748
6 - 7	578	1	33	2		5.5	4	4	.8	1		1	.2	6.6		621
7 - 8	403		25	1	1	5.9	2	2	.9				.3	7.1		437
8 - 9	303		12	1		4.0	3	1	1.2	1			.2	5.1		321
9 - 10	260		10	1		4.0	2	1	1.1				.3	5.6		274
10 - 11	140		4			2.7	1	1	.7					3.4		146
11 - 12	122		3			2.4								2.4		125

AM TOTAL	1808	13	165	20	13	10.0	7	19	2.9	5	2	14	1.0	13.9		2112
PM TOTAL	4908	9	321	17	3	6.5	28	26	1.6	7	3	4	.3	8.4		5391
DAY TOTAL	6716	22	486	37	16	7.5	35	45	2.0	12	5	18	.5	9.9	2-AXLE EQUIVALENT	7503

SR 502 MP 005.03 OFF SYSTEM ID. LEG 2 DIRECTION OF TRAFFIC EASTBOUND LANE ALL OF
 COUNT IDENTIFIER HPMS COUNTER NUMBER 003525 DESCRIPTION: ON SR 502 E/O NE 72ND AVE

04-22-05

FRIDAY AM HOURS	CARS PICKUPS	BUS	SINGLE MED	HVY	4+	SINGLE UNIT %	DOUBLE UNITS	6+	DOUBLE UNIT %	5-	TRAINS 6	7+	TRAIN %	TRUCK %	CLASS UNKNOWN	TOTAL VEHICLES
12 - 1	59	1	3	1	4+	6.3	4-	5	7.7	1	6	7+	1.6	7.8		64
11 - 2	31					5.1			7.1					3.1		32
10 - 3	23					8.0			3.2					8.0		25
9 - 4	19								1.5							19
8 - 5	17	1	4	1	4+	23.1	1	1	2.6	1	5	1	3.8	34.6		26
7 - 6	43	1	8	1	4+	16.1	1	3	7.1				23.2	23.2		56
6 - 7	137	2	12	1	4+	9.5	2	3	3.2	1			.6	13.3		158
5 - 8	292	3	21	3	4+	8.5	5	5	1.5	1			1.2	11.2		330
4 - 9	296	2	32	1	4+	10.1	2	2	2.6	1			.6	13.3		345
3 - 10																
2 - 11																
1 - 12																
PM HOURS																
12 - 1																
11 - 2																
10 - 3																
9 - 4																
8 - 5																
7 - 6																
6 - 7																
5 - 8																
4 - 9																
3 - 10																
2 - 11																
1 - 12																
AM TOTAL	917	10	81	8	1	9.5	4	12	2.4	2		7	.9	12.7		1055
PM TOTAL																
DAY TOTAL	917	10	81	8	1	9.5	4	12	2.4	2		7	.9	12.7	4	1055

04-18-05 THRU 04-22-05

AVERAGE WEEKDAY CLASSIFICATION VOLUMES *****

CARS PICKUPS	BUS	SINGLE MED	HVY	4+	SINGLE UNIT %	DOUBLE UNITS	6+	DOUBLE UNIT %	5-	TRAINS 6	7+	TRAIN %	TRUCK %	CLASS UNKNOWN	TOTAL VEHICLES
6783	19	471	43	9	7.2	32	49	53	1.8	9	5	16	.4	9.4	42
TOTAL HOURS FOR COUNT 93															
3 DAYS															
AVG WEEKDAY VOL 7531 X SEASONAL ADJ. FACTOR 0.9700 = ESTIMATED AVG DAILY TRAFFIC 7305															
AMD 2-AXLE EQUIVALENT 7837															

SR 502 MP 005.03 OFF SYSTEM ID. LEG 2 DIRECTION OF TRAFFIC BOTH WAYS LANE ALL OF
COUNT IDENTIFIER HPMS COUNTER NUMBER 003525 DESCRIPTION: ON SR 502 E/O NE 72ND AVE

04-18-05	CARS PICKUPS	BUS	SINGLE MED	UNITS Hvy	4+	SINGLE UNIT %	DOUBLE 4-	5	6+	DOUBLE UNIT %	5-	6	7+	TRAIN %	TRUCK %	CLASS UNKNOWN	TOTAL VEHICLES
MONDAY	727		80	3	2	10.0	2	4	8	1.7	4	1	1	.6	12.3	2	831
AM HOURS	738		64	4	2	8.5	2	7	3	1.5	1	1	1	.2	10.2	3	825
12 - 1	847		76	8	2	9.4	3	3	3	.9	1	2	1	.4	10.7	12	962
1 - 2	976	6	70	6	2	7.9	4	7	6	1.6	1	1	5	.5	10.0	9	1094
2 - 3	1149	1	74	3	1	6.3	6	5	3	.9	1	1	2	.3	7.5	3	1246
3 - 4	1155	2	79	3		6.7	3	1	3	.3	1	1	2	.2	7.3	4	1250
4 - 5	877		56	3		6.2	3	1	1	.4	1	1	2	.3	7.0	3	946
5 - 6	547		30	3		5.6	3	1	1	.9	1	1	2	.3	6.8	1	588
6 - 7	413		31	2		7.3	3	2	1	1.3	2			.4	9.0	1	454
7 - 8	366		20	3		5.1	3	1	1	1.0	1			.4	6.1	1	391
8 - 9	220		12	3		6.3	2	1	2	1.3	1			.8	7.5	1	239
9 - 10	122		7	3		5.3	2	1	2	1.5	1			.8	7.6	1	132
10 - 11																	
11 - 12																	
PM HOURS																	
12 - 1																	
1 - 2																	
2 - 3																	
3 - 4																	
4 - 5																	
5 - 6																	
6 - 7																	
7 - 8																	
8 - 9																	
9 - 10																	
10 - 11																	
11 - 12																	
AM TOTAL	8137	15	599	38	7	7.4	31	32	28	1.0	12	6	14	.4	8.7	39	8958
PM TOTAL	8137	15	599	38	7	7.4	31	32	28	1.0	12	6	14	.4	8.7	39	8958
DAY TOTAL	8137	15	599	38	7	7.4	31	32	28	1.0	12	6	14	.4	8.7	39	8958

2-AXLE EQUIVALENT

SR 502 MP 005.03 OFF SYSTEM ID. LEG 2 DIRECTION OF TRAFFIC BOTH WAYS LANE ALL OF

COUNT IDENTIFIER HPMS COUNTER NUMBER 003525 DESCRIPTION: ON SR 502 E/O NE 72ND AVE

04-21-05 THURSDAY AM HOURS	CARS PICKUPS	BUS	SINGLE MED	SINGLE UNITS 4+	SINGLE UNIT %	DOUBLE UNITS			DOUBLE UNIT %	5- TRAINS			TRAIN %	TRUCK %	CLASS UNKNOWN	TOTAL VEHICLES
						4-	5	6+		5-	6	7+				
12 - 1	86	2	1	1	3.2											94
1 - 2	46		3		5.9				3.9							51
2 - 3	47	1	2		5.8				3.8							52
3 - 4	51		2		5.2				6.9							58
4 - 5	128		12	1	8.9				3.4							146
5 - 6	382	2	32	1	8.0	5			3.9						2	435
6 - 7	662	4	66	4	9.9	3			1.2						10	748
7 - 8	827	3	56	5	7.0	5			2.1						4	925
8 - 9	732	3	66	6	9.1	4			2.4						6	836
9 - 10	714	1	67	10	9.4	5			3.0						6	829
10 - 11	687	3	73	4	10.3	10			3.2						6	806
11 - 12	742	4	63	9	9.0	4			2.4						8	849
PM HOURS																
12 - 1	812	2	68	13	9.0	3			3.3						4	935
1 - 2	812	1	57	4	6.8	8			3.2						3	912
2 - 3	940	4	74	4	7.9	7			2.8						3	1065
3 - 4	1013	4	92	1	8.5	10			1.3						9	1147
4 - 5	1177	4	76	3	6.3	7			1.7						17	1147
5 - 6	1201	1	65	3	5.4	2			1.0						6	1278
6 - 7	995	2	51	2	5.1	8			1.5						4	1301
7 - 8	650	1	36	3	6.1	3			.4						3	1058
8 - 9	526	2	19	1	3.6	2			.7						2	694
9 - 10	430		14	1	3.3	1			1.9						2	550
10 - 11	249	2	5		2.7	2			1.1						2	448
11 - 12	169		3		1.7	1			1.1						1	261
AM TOTAL	5104	23	443	41	8.8	31			2.6						37	5829
PM TOTAL	8974	19	560	35	6.3	37			1.5						59	9823
DAY TOTAL	14078	42	1003	76	7.2	68			1.9						96	15652
2-AXLE EQUIVALENT																
16283																

