



Interval  60 min.  15 min.  
 Binned(CL/SP)  Count(volume)  
Lane No  1  2

---

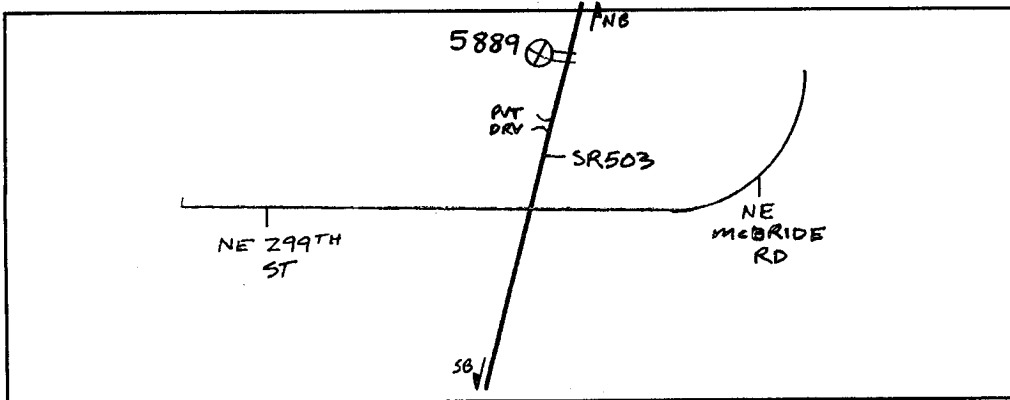
Direction Channel 1 \_\_\_\_\_  
Direction Channel 2 \_\_\_\_\_  
Data Hog # 3164

Counter No. 165889 Count ID HPMS  
SR 503 RRT/RRQ \_\_\_\_\_ MP 12.27  
Leg 2 Direction SB OSID \_\_\_\_\_

Station Description ON SR 503 N/O NE 299TH ST / NE MCBRIDE RD

Date	Day	Time	Comments
4/14/08	2	15:39	Manual (1) 1 (2) _____ Counter (1) 1 (2) _____ SET CNTR OK CJ 6.5V
4/15/08	3	8:52	Manual (1) 10 (2) _____ Counter (1) 10 (2) _____ CNTR CHECK OK CJ 6.7V
4/16/08	4	9:59	Manual (1) 10 (2) _____ Counter (1) 10 (2) _____ CNTR CHECK OK CJ 6.7V
4/17/08	5	9:16	Manual (1) 46 (2) _____ Counter (1) 46 (2) _____ CNTR CHECK OK CJ 6.8V
4/18/08	6	9:05	Manual (1) 1 (2) _____ Counter (1) 1 (2) _____ CNTR P.U. OK CJ 6.5V

Sketch



*CJ*  
Field Person



Interval  60 min.  15 min.  
 Binned(CL/SP)  Count(volume)  
 Lane No  1  2

---

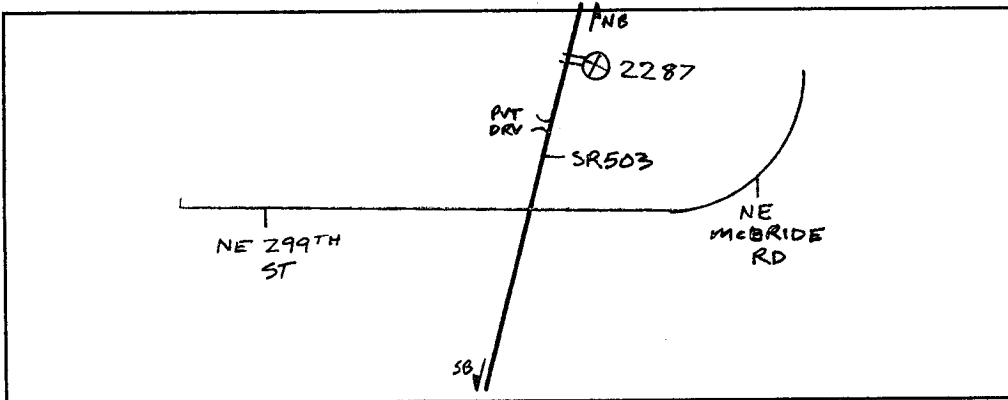
Direction Channel 1 \_\_\_\_\_  
 Direction Channel 2 \_\_\_\_\_  
 Data Hog # 3164

Counter No. 162287 Count ID HPMS  
 SR 503 RRT/RRQ \_\_\_\_\_ MP 12.27  
 Leg 2 Direction NB OSID \_\_\_\_\_

Station Description \_ ON SR 503 N/O NE 299TH ST / NE MCBRIDE RD

Date	Day	Time	Comments
4/14/08	2	13:34	Manual (1) 4 (2) _____ Counter (1) 4 (2) _____ SET CNTR OK CJ 6.6V
4/15/08	3	8:49	Manual (1) 6 (2) _____ Counter (1) 6 (2) _____ CNTR CHECK OK CJ 6.6V
4/16/08	4	10:02	Manual (1) 9 (2) _____ Counter (1) 9 (2) _____ CNTR CHECK OK CJ 6.6V
4/17/08	5	8:14	Manual (1) 14 (2) _____ Counter (1) 14 (2) _____ CNTR CHECK OK CJ 6.4V
4/18/08	6	8:00	Manual (1) 1 (2) _____ Counter (1) 1 (2) _____ CNTR P.U. OK CJ 6.4V

Sketch



*[Signature]*  
Field Person

STATE OF WASHINGTON - DEPARTMENT OF TRANSPORTATION  
 TRIP SUMMARY  
 HOURLY TRAFFIC CLASSIFICATION SUMMARY

SR 503	MP 012.27	OFF SYSTEM ID.	LEG 2	DIRECTION OF TRAFFIC	SOUTHBOUND	LANE ALL OF												
COUNT IDENTIFIER	HPMS	COUNTER NUMBER	165889	DESCRIPTION: ON SR 503 N/O NE 299TH ST/NE MCBRIDE RD														
04-14-08																		
MONDAY																		
AM HOURS	CARS	BUS	SINGLE UNITS	4+	SINGLE UNIT %	DOUBLE UNITS	5	6+	DOUBLE UNIT %	5-	TRAINS	6	7+	TRAIN %	TRUCK %	CLASS UNKNOWN	TOTAL VEHICLES	
12 - 1	1																	1
1 - 2	2																	2
2 - 3	3																	2
3 - 4	4																	2
4 - 5	5																	2
5 - 6	6																	2
6 - 7	7																	2
7 - 8	8																	2
8 - 9	9																	2
9 - 10	10																	2
10 - 11	11																	2
11 - 12	12																	2
AM TOTAL	923	8	87	4	9.5	1	1	3	.5	1	1	1	1	.2	10.2	9	1038	
PM TOTAL	923	8	87	4	9.5	1	1	3	.5	1	1	1	1	.2	10.2	9	1038	
DAY TOTAL	923	8	87	4	9.5	1	1	3	.5	1	1	1	1	.2	10.2	9	1038	
																		1053

2-AXLE EQUIVALENT

SR 503 MP 012.27 OFF SYSTEM ID. LEG 2 DIRECTION OF TRAFFIC SOUTHBOUND LANE ALL OF  
 COUNT IDENTIFIER HPMS COUNTER NUMBER 165889 DESCRIPTION: ON SR 503 N/O NE 299TH ST/NE MCBRIDE RD

04-15-08 TUESDAY AM HOURS	CARS PICKUPS	BUS	SINGLE MED	UNITS HVY	4+	SINGLE UNIT %	DOUBLE UNITS			DOUBLE UNIT %	5-	TRAINS 6	7+	TRAIN %	TRUCK %	CLASS UNKNOWN	TOTAL VEHICLES
							4-	5	6+								
12 - 1	14		1			6.7											15
1 - 2	4					7.1											4
2 - 3	13		1			5.0			1								14
3 - 4	37		2			4.8											40
4 - 5	100		5			4.8											105
5 - 6	329		29			8.1			1								359
6 - 7	539		72			12.1			2								618
7 - 8	585		41			7.1			2								645
8 - 9	437		41			8.9			1		1						494
9 - 10	381		46			13.1			2								451
10 - 11	283		33			10.7			2								327
11 - 12	234		19			7.9			1								265
PM HOURS																	
12 - 1	231		26		3	10.8			3								277
1 - 2	258		34		1	12.8			2								313
2 - 3	212		31		1	12.5			1								257
3 - 4	223		23		2	10.5			2								257
4 - 5	239		36		1	17.3			1								301
5 - 6	185		15		1	7.3			1								206
6 - 7	181		16		1	8.5			1								200
7 - 8	111		11			8.9			1								123
8 - 9	99		5			4.8											104
9 - 10	102		7			6.3											111
10 - 11	45		2			4.3											47
11 - 12	26		1			3.7											27
AM TOTAL	2956		22		6	9.5			6								3337
PM TOTAL	1912		22		9	10.8			16								2223
DAY TOTAL	4868		44		15	10.0			22								5560
-----																	
2-AXLE EQUIVALENT																	
.7																	

STATE OF WASHINGTON - DEPARTMENT OF TRANSPORTATION  
TRIP SYSTEM  
HOURLY TRAFFIC CLASSIFICATION SUMMARY

SR 503 MP 012.27

OFF SYSTEM ID.

LEG 2

DIRECTION OF TRAFFIC SOUTHBOUND

LANE ALL OF

COUNT IDENTIFIER HPMS

COUNTER NUMBER 165889

DESCRIPTION: ON SR 503 N/O NE 299TH ST/NE MCBRIDE RD

04-16-08 WEDNESDAY AM HOURS	CARS PICKUPS	BUS	SINGLE MED	UNITS HVT	4+	SINGLE UNIT %	DOUBLE 4-	UNITS 5	6+	DOUBLE UNIT %	5-	TRAINS 6	7+	TRAIN %	TRUCK %	CLASS UNKNOWN	TOTAL VEHICLES
12 - 1	19		1			5.0									5.0		20
1 - 2	9					12.5									12.5		9
2 - 3	7		1			10.5									10.5		8
3 - 4	34		4			8.6									8.6		38
4 - 5	106		10			8.6									8.6		116
5 - 6	308		106			8.6									8.8		339
6 - 7	556		83			8.2									8.5		649
7 - 8	570		47			8.2									8.5		624
8 - 9	381		34			11.3									11.8		434
9 - 10	360		17			12.3									13.2		416
10 - 11	359		34			5.3									5.8		360
11 - 12	218		22			10.0									11.6		250
PM HOURS																	
12 - 1	219		40			17.0									19.2		271
1 - 2	265		24			10.1									10.8		297
2 - 3	218		30			13.2									14.8		257
3 - 4	206		20			10.8									11.2		232
4 - 5	264		28			14.1									14.7		312
5 - 6	226		17			7.2									8.4		249
6 - 7	188		19			9.4									9.9		212
7 - 8	126		11			7.9									8.7		140
8 - 9	92		8			7.8									8.7		103
9 - 10	84		3			3.4									3.4		89
10 - 11	58		4			6.5									6.5		62
11 - 12	17																19
AM TOTAL	2907		30			10.1									10.6		3263
PM TOTAL	1963		26			10.8									11.8		2243
DAY TOTAL	4870		56			10.4									11.1		5506
															2-AXLE EQUIVALENT		24

SR 503 MP 012.27 OFF SYSTEM ID. LEG 2 DIRECTION OF TRAFFIC SOUTHBOUND LANE ALL OF  
 COUNT IDENTIFIER HPMS COUNTER NUMBER 165889 DESCRIPTION: ON SR 503 N/O NE 299TH ST/NE MCRIDE RD

04-17-08 THURSDAY AM HOURS	CARS PICKUPS	BUS	SINGLE MED	SINGLE UNITS 4+	SINGLE UNIT %	DOUBLE UNITS 4-5	DOUBLE UNITS 6+	DOUBLE UNIT %	5- TRAINS 6	7+ TRAINS 7+	TRAIN %	TRUCK %	CLASS UNKNOWN	TOTAL VEHICLES
12 - 1	18				9.5							9.5		21
1 - 2	12				7.7							7.7		12
2 - 3	12				2.2							2.2		13
3 - 4	44				6.8							11.0		45
4 - 5	97				9.2							10.3		109
5 - 6	327				6.8							14.2		352
6 - 7	544				13.9							9.3		634
7 - 8	553				8.7							10.3		610
8 - 9	419				9.2							12.7		467
9 - 10	419				12.3							9.2		481
10 - 11	303				8.3							10.7		356
11 - 12	250				9.6							1.1		280
PM HOURS														
12 - 1	242				10.9							1.4		276
1 - 2	257				12.1							1.0		298
2 - 3	252				10.8							.7		286
3 - 4	231				13.0							1.4		269
4 - 5	259				15.3							1.0		313
5 - 6	232				7.8							.4		258
6 - 7	190				7.2							.5		209
7 - 8	133				6.8							.7		146
8 - 9	106				4.3							1.7		115
9 - 10	127				1.5							.8		131
10 - 11	81				6.7							2.3		89
11 - 12	26				3.4							3.4		29
AM TOTAL	2998				10.0							.6		3360
PM TOTAL	2136				9.9							.8		2419
DAY TOTAL	5134				9.9							.7		5779
														27
														23
														2419
														5779
														5850

2-AXLE EQUIVALENT

SR 503 MP 012.27 OFF SYSTEM ID. LEG 2 DIRECTION OF TRAFFIC SOUTHBOUND LANE ALL OF  
 COUNT IDENTIFIER HPMS COUNTER NUMBER 165889 DESCRIPTION: ON SR 503 N/O NE 299TH ST/NE MCBRIDE RD

04-18-08	CARS PICKUPS	BUS MED	SINGLE UNITS 4+	SINGLE UNIT %	DOUBLE UNITS 4-	DOUBLE UNITS 5	DOUBLE UNITS 6+	DOUBLE UNIT %	5- TRAINS 6	7+ TRAINS 7+	TRAIN %	TRUCK %	CLASS UNKNOWN	TOTAL VEHICLES
FRIDAY AM HOURS	17	1	1	5.6	4	5	6+		5-	6	7+			18
1 - 1	9			7.1										10
2 - 2	13			12.8										14
3 - 3	34			5.1										39
4 - 4	91			10.8										98
5 - 5	296	1		12.2										335
6 - 6	507	4		9.4										584
7 - 7	539	3		9.3										596
8 - 8	417	2												462
9 - 9														
10 - 10														
11 - 11														
12 - 12														
PM HOURS														
1 - 1														
2 - 2														
3 - 3														
4 - 4														
5 - 5														
6 - 6														
7 - 7														
8 - 8														
9 - 9														
10 - 10														
11 - 11														
12 - 12														
AM TOTAL	1923	10	206	10.1	6	2	1	.4						2154
PM TOTAL														
DAY TOTAL	1923	10	206	10.1	6	2	1	.4						2154

04-14-08 THRU 04-18-08  
 AVERAGE WEEKDAY CLASSIFICATION VOLUMES \*\*\*\*\*  
 CARS PICKUPS | BUS MED HVY 4+ | SINGLE UNIT % | DOUBLE UNITS 4- 5 6+ | DOUBLE UNIT % | 5- TRAINS 6 7+ | TRAIN % | TRUCK % | CLASS UNKNOWN | TOTAL VEHICLES  
 4957 | 50 497 19 3 | 10.1 | 25 11 20 | 1.0 | 1 1 12 | .2 | 11.4 | 20 | 5615  
 AND 2-AXLE EQUIVALENT 5744

TOTAL HOURS FOR COUNT 89  
 3 DAYS  
 AVG WEEKDAY VOL 5615 X SEASONAL ADJ. FACTOR 1.0000 = ESTIMATED AVG DAILY TRAFFIC 5615





SR 503 MP 012.27 OFF SYSTEM ID. LEG 2 DIRECTION OF TRAFFIC NORTHBOUND LANE ALL OF  
 COUNT IDENTIFIER HPMS COUNTER NUMBER 162287 DESCRIPTION: ON SR 503 N/O NE 299TH ST/NE MCBRIDE RD

04-15-08 TUESDAY AM HOURS	CARS PICKUPS	BUS	SINGLE UNITS			DOUBLE UNITS			TRAINS			TRUCK %	CLASS UNKNOWN	TOTAL VEHICLES
			MED	HVY	4+	4-	5	6+	5-	6	7+			
1 - 1	41		3									6.8		44
1 - 2	19											8.3		19
2 - 3	11		1									12.5	1	12
3 - 4	6											6.3		8
4 - 5	15											21.4	9	16
5 - 6	13											25.3	6	28
6 - 7	56	1	6									26.3	1	83
7 - 8	117	7	13	1								24.1	1	160
8 - 9	135	1	29	3	1							18.7	1	187
9 - 10	141	2	24	2	1							16.5	1	170
10 - 11	159	2	16									17.9	2	196
11 - 12	181	2	20	1								17.7		220
PM HOURS			23			3		2	6	1	1.4			
12 - 1	195	1	20	1	1	2	4	5	5	4.8	14.8	1	230	
1 - 2	240	2	23	1	1	2	5	5	7	4.3	14.2	2	282	
2 - 3	316	3	44			2	3	5	7	2.9	15.6	2	377	
3 - 4	445		48			2	4	5		2.2	12.1	1	506	
4 - 5	521		45	1		1	2			.5	8.6	3	573	
5 - 6	612		51			2			1	.3	7.9	3	573	
6 - 7	533		28			2				.5	5.6	2	668	
7 - 8	333		21			1				.3	6.2	1	356	
8 - 9	278		8			1				.3	3.1	1	287	
9 - 10	232		17			1				.4	7.2	1	251	
10 - 11	129		8								5.8		137	
11 - 12	78		2								2.5		80	
AM TOTAL	894	13	136	7	2	7	18	31	31	4.9	19.4	27	1143	
PM TOTAL	3912	6	315	3	3	15	18	23	23	1.3	9.0	15	4314	
DAY TOTAL	4806	19	451	10	5	22	36	54	54	2.1	11.2	42	5457	
2-AXLE EQUIVALENT														
5680														

SR 503 MP 012.27 OFF SYSTEM ID. LEG 2 DIRECTION OF TRAFFIC NORTHBOUND LANE ALL OF

COUNT IDENTIFIER HPMS COUNTER NUMBER 162287 DESCRIPTION: ON SR 503 N/O NE 299TH ST/NE MCRIDE RD

DAY	CARS PICKUPS	BUS MED	SINGLE HVY	4+ UNIT %	DOUBLE 4-5	6+ UNIT %	5- TRAINS	6 TRAINS	7+ TRAINS	TRAIN %	TRUCK %	CLASS UNKNOWN	TOTAL VEHICLES
04-16-08	878	12	136	4	2	14.4	3	2	2	1.4	15.4	20	1069
WEDNESDAY	4049	8	301	12	5	7.4	4	1	1	.4	36.0	14	4410
AM HOURS													
12 - 1	35		2			5.4					7.7		37
1 - 2	24					7.7							26
2 - 3	19												19
3 - 4	12												12
4 - 5	11												13
5 - 6	9	1	7	1		15.4				4.0	15.4	7	13
6 - 7	52	1	12	1		18.4				2.6	36.0	8	25
7 - 8	108	5	25		2	21.3		1		1.4	21.1	1	76
8 - 9	138	1	25		1	15.8				.6	22.7	1	141
9 - 10	130	1	14	1		10.7		1		1.3	16.4	1	165
10 - 11	159	1	25			13.5			1	2.1	12.1	2	149
11 - 12	181	3	23	1	1	13.1	2	1	1	1.4	16.1	1	192
PM HOURS													
12 - 1	202	1	20	4	1	11.0				2.1	15.0	3	214
1 - 2	224		16	1	1	7.4	5				13.1	1	236
2 - 3	317	4	43	2		13.2	1	3		1.1	7.4	1	243
3 - 4	429	1	41		2	9.2		1	1	.3	14.5	1	243
4 - 5	585	1	49	1		8.0				.2	9.4	5	372
5 - 6	650	1	49	1	1	7.4	2	1		.3	8.3	2	479
6 - 7	490		32			6.1	1			.3	8.3	2	640
7 - 8	346		22	1		6.2				.3	7.8	1	705
8 - 9	292		11	1		3.9	1			.3	6.3	1	524
9 - 10	283		7	1		2.7	1			.3	6.7	1	371
10 - 11	150		8			5.1				.3	4.3	1	305
11 - 12	81		3			3.6				.3	3.1	1	293
AM TOTAL	878	12	136	4	2	14.4	3	2	2	1.4	16.0	20	1069
PM TOTAL	4049	8	301	12	5	7.4	4	1	1	.4	7.9	14	4410
DAY TOTAL	4927	20	437	16	7	8.8	7	3	2	.6	9.5	34	5479

2-AXLE EQUIVALENT

SR 503 MP 012.27 OFF SYSTEM ID. LEG 2 DIRECTION OF TRAFFIC NORTHBOUND LANE ALL OF  
 COUNT IDENTIFIER HPMS COUNTER NUMBER 162287 DESCRIPTION: ON SR 503 N/O NE 299TH ST/NE MCBRIDE RD

04-17-08 THURSDAY AM HOURS	CARS PICKUPS	BUS	MED	SINGLE UNIT	HVVY	4+	SINGLE UNIT %	DOUBLE 4-5	6+	DOUBLE UNIT %	5-6	7+	TRAIN %	TRUCK %	CLASS UNKNOWN	TOTAL VEHICLES
1	33			1			2.9							2.9		34
2	24															24
3	17															18
4	9			1			5.6									9
5	11															12
6	26			2			17.1									35
7	52			3			17.7									79
8	113			1			18.8									149
9	148			3			14.0									179
10	155			2			13.4									187
11	157			1			14.5									186
12	198			2			12.6									231
1	248			1			7.7									271
2	224			1			7.6									249
3	348			5			11.5									399
4	473			3			7.5									518
5	565			1			8.5									622
6	648			1			8.0									710
7	477			3			6.2									515
8	391			1			4.4									411
9	309			1			3.4									322
10	233			1			6.7									252
11	146			1			5.8									156
12	86			3			3.4									89
AM TOTAL	943			9			13.6									1143
PM TOTAL	4148			7			7.2									4514
DAY TOTAL	5091			16			8.5									5657
-----																
2-AXLE EQUIVALENT																
34																
5740																

STATE OF WASHINGTON - DEPARTMENT OF TRANSPORTATION  
 TRIP SYSTEM  
 HOURLY TRAFFIC CLASSIFICATION SUMMARY

SR 503 MP 012.27 OFF SYSTEM ID. LEG 2 DIRECTION OF TRAFFIC NORTHBOUND LANE ALL OF  
 COUNT IDENTIFIER HPMS COUNTER NUMBER 162287 DESCRIPTION: ON SR 503 N/O NE 299TH ST/NE MCRIDE RD

04-18-08	CARS PICKUPS	BUS MED	SINGLE UNITS 4+	SINGLE UNIT %	DOUBLE UNITS 4-5	DOUBLE UNITS 6+	DOUBLE UNIT %	5-6	TRAINS 7+	TRAIN %	TRUCK %	CLASS UNKNOWN	TOTAL VEHICLES
FRIDAY AM HOURS	44	4	1	8.3	4	2	2.8	1	1	1.4	8.3	4	48
12 - 1	24	1	1	4.0	5	1	1.7	1	1	1.4	4.0	1	25
1 - 2	14	1	1	8.3	5	2	2.8	1	1	1.4	8.3	1	14
2 - 3	11	1	1	6.7	5	2	2.8	1	1	1.4	6.7	1	15
3 - 4	14	1	1	19.2	5	2	2.8	1	1	1.4	19.2	1	26
4 - 5	17	1	1	16.7	5	2	2.8	1	1	1.4	16.7	1	22
5 - 6	57	1	1	23.6	5	2	2.8	1	1	1.4	23.6	1	72
6 - 7	104	5	27	23.6	5	2	2.8	1	1	1.4	25.7	3	144
7 - 8													
8 - 9													
9 - 10													
10 - 11													
11 - 12													
AM TOTAL	285	6	49	16.3	3	3	.8	1	1	.6	17.7	8	356
PM TOTAL	285	6	49	16.3	3	3	.8	1	1	.6	17.7	8	356
DAY TOTAL	285	6	49	16.3	3	3	.8	1	1	.6	17.7	8	356

04-14-08 THRU 04-18-08

AVERAGE WEEKDAY CLASSIFICATION VOLUMES \*\*\*\*\*

CARS PICKUPS	BUS MED	HVY	4+	SINGLE UNIT %	DOUBLE UNITS 4-5	DOUBLE UNITS 6+	DOUBLE UNIT %	5-6	TRAINS 7+	TRAIN %	TRUCK %	CLASS UNKNOWN	TOTAL VEHICLES
4941	18	442	14	8.7	25	19	20	1.2	2	1	4	37	5531
										.1	10.0		5655

AWD 2-AXLE EQUIVALENT

TOTAL HOURS FOR COUNT 90  
 3 DAYS FACTOR GROUP GR-05  
 AVG WEEKDAY VOL 5531 X SEASONAL ADJ. FACTOR 1.0000 = ESTIMATED AVG DAILY TRAFFIC 5531

SR 503	MP 012.27	OFF SYSTEM ID.	LEG 2	DIRECTION OF TRAFFIC BOTH WAYS	LANE ALL OF								
COUNT IDENTIFIER	HPMS	COUNTER NUMBER	DESCRIPTION: ON SR 503 N/O NE 299TH ST/NE MCBRIDE RD										
04-14-08		162287											
MONDAY													
AM HOURS	CARS PICKUPS	SINGLE BUS MED	UNITS 4+	SINGLE UNIT %	DOUBLE 4- UNITS 5	DOUBLE 6+ UNITS 6	DOUBLE 7+ UNITS 7+	TRAIN %	TRAIN 7+	TRUCK %	TRUCK 7+	CLASS UNKNOWN	TOTAL VEHICLES
12 - 1	73	6		3.4								1	74
11 - 2	169	13		4.8								1	176
10 - 3	257	24		6.5								1	271
9 - 4	342	13		4.8								1	493
8 - 5	453	36		7.3								3	868
7 - 6	665	47	1	6.7				.4				1	717
6 - 7	797	63	2	7.6	1	2	3	.2		11.0		3	849
5 - 8	753	75	1	10.0	2	3		.7		8.1		1	868
4 - 9	797	8		7.6	1			.3		7.1		1	717
3 - 10	753	8		10.0	2	3		.4		8.1		1	868
2 - 11	797	63	1	7.6	2	3		.7		11.0		3	849
1 - 12	753	75	2	10.0	3			.3		8.1		1	868
AM TOTAL	3509	8	5	7.3	7	3	3	.3		7.7		12	3815
PM TOTAL	3509	8	5	7.3	7	3	3	.3		7.7		12	3815
DAY TOTAL	3509	8	5	7.3	7	3	3	.3		7.7		12	3815

2-AXLE EQUIVALENT

STATE OF WASHINGTON - DEPARTMENT OF TRANSPORTATION  
TRIP SYSTEM  
HOURLY TRAFFIC CLASSIFICATION SUMMARY

SR 503 MP 012.27 OFF SYSTEM ID. LEG 2 DIRECTION OF TRAFFIC BOTH WAYS LANE ALL OF  
COUNT IDENTIFIER HPMS COUNTER NUMBER 162287 DESCRIPTION: ON SR 503 N/O NE 299TH ST/NE MCBRIDE RD

DAY	AM HOURS	PM HOURS	CARS PICKUPS	BUS	SINGLE MED	HVY	4+	SINGLE UNIT %	DOUBLE 4-	DOUBLE 5	DOUBLE 6+	DOUBLE UNIT %	5-	TRAINS 6	TRAINS 7+	TRAIN %	TRUCK %	CLASS UNKNOWN	TOTAL VEHICLES	
04-15-08	12	1	55		4			6.8									6.8		59	
TUESDAY	1	2	23		2			7.7									7.7		23	
AM HOURS	2	3	24		3			6.3		1		2.1					8.3		26	
	3	4	43		5			5.0		1							5.0		48	
	4	5	115		3			9.0		1		.3					9.3		121	
	5	6	342		1			12.8		3		1.1					14.1		387	
	6	7	595		1			10.2		3		2.0					12.7		701	
	7	8	702	4	85			10.7		8		3.4					15.0		805	
	8	9	572	10	70			12.7		12		2.3	1				15.8		681	
	9	10	522	15	65			10.7		7		2.3					15.1		621	
	10	11	442	1	53			9.5		6		3.6					14.2		523	
	11	12	415	3	42					3		3.3		1					485	
PM HOURS	1	2	426	2	46			10.5	5	4	11	3.9				1.0	15.4		507	
	2	3	498	6	57			11.3	4	5	13	3.9				.8	16.0		595	
	3	4	528	3	75			12.5	3	6	12	3.2		1		.8	16.4		634	
	4	5	668	2	71			10.0	3	6	8	2.2				.3	12.5		763	
	5	6	760	15	81			11.2	2	5	4	1.0		1		.5	12.7		874	
	6	7	797		66			7.6	2	7	1	.8				.1	8.4		874	
	7	8	714		44			5.9	3	2	1	.5		1		.5	6.5		767	
	8	9	444		32			6.7	1	2	1	.4				.1	7.1		479	
	9	10	377		13			3.3	1	1	1	.3				.4	3.6		391	
	10	11	334		10			6.6	1	1	1	.3				.4	6.9		362	
	11	12	174		10			5.4									5.4		184	
			104		3			2.8									2.8		107	
AM TOTAL			3850	35	426			10.6	13	30	55	2.2		1			13.4		4480	
PM TOTAL			5824	28	522			8.7	31	24	49	1.6		3			10.6		6537	
DAY TOTAL			9674	63	948			9.5	44	54	104	1.8		4			11.7		11017	
																		2-AXLE EQUIVALENT	50	11488

STATE OF WASHINGTON - DEPARTMENT OF TRANSPORTATION  
TRIP SYSTEM  
HOURLY TRAFFIC CLASSIFICATION SUMMARY

SR 503 MP 012.27 OFF SYSTEM ID. LEG 2 DIRECTION OF TRAFFIC BOTH WAYS LANE ALL OF

COUNT IDENTIFIER HPMS COUNTER NUMBER 162287 DESCRIPTION: ON SR 503 N/O NE 299TH ST/NE MCBRIDE RD

04-16-08	CARS PICKUPS	BUS	SINGLE MED	HVY	4+	SINGLE UNIT %	DOUBLE 4-	DOUBLE 5	DOUBLE 6+	DOUBLE UNIT %	5-	TRAINS 6	TRAINS 7+	TRAIN %	TRUCK %	CLASS UNKNOWN	TOTAL VEHICLES
WEDNESDAY	54		3			5.3									5.3		57
AM HOURS	1		2			5.7									5.7		35
12 -	33		1			3.7									3.7		27
1 -	26		4			8.0									8.0		50
2 -	46		1			9.3									9.3		129
3 -	117		11		1	10.2	2		1	.5				10.7		364	
4 -	317		35		2	14.2	4		1	.7				14.9		725	
5 -	608		95		2	10.6	2		1	.4				11.1		765	
6 -	678		72		2	12.5	4		1	.5				12.9		599	
7 -	519		70		1	11.9	2		1	1.1				9.4		565	
8 -	490		48		2	8.2	3		2	1.1				13.1		552	
9 -	498		42		1	11.4	4		2	1.3						464	
10 -	399		45		1	14.2	9		1	2.2				16.4		507	
11 -	421		60		5	8.9	2		1	.4				9.3		540	
12 -	489		40		2	13.2	3		4	1.3				10.0		629	
1 -	535		73		5	9.7	1		1	.3		1		10.0		711	
2 -	635		61		3	10.0	4		3	.4				8.0		952	
3 -	849		77		1	7.3	2		2	.5				7.3		954	
4 -	876		66		1	7.1	2		3	.1				7.4		736	
5 -	678		51		1	6.7	3		1	.6				5.4		511	
6 -	472		33		1	4.9	1		1	.5				3.1		408	
7 -	384		19		1	2.9	1		1	.3				5.5		220	
8 -	367		10		1	2.9								2.9		103	
9 -	208		3														
10 -	98		12														
11 -																	
12 -																	
AM TOTAL	3785	42	428	10	3	11.1	21	5	5	.7	3	1	4	12.0	29	4332	
PM TOTAL	6012	34	505	21	9	8.6	27	9	3	.6	3	1	4	9.2	29	6653	
DAY TOTAL	9797	76	933	31	12	9.6	48	14	8	.6	3	1	4	10.3	58	10985	

2-AXLE EQUIVALENT 11114

STATE OF WASHINGTON - DEPARTMENT OF TRANSPORTATION  
TRIP SYSTEM  
HOURLY TRAFFIC CLASSIFICATION SUMMARY

SR 503 MP 012.27 OFF SYSTEM ID. LEG 2 DIRECTION OF TRAFFIC BOTH WAYS LANE ALL OF

COUNT IDENTIFIER HPMS COUNTER NUMBER 162287 DESCRIPTION: ON SR 503 N/O NE 299TH ST/NE MCBRIDE RD

04-17-08 THURSDAY AM HOURS	CARS PICKUPS	BUS	SINGLE MED	UNITS HVV	4+	SINGLE UNIT %	DOUBLE 4-5	UNITS 6+	DOUBLE UNIT %	5-6	7+	TRAIN %	TRUCK %	CLASS UNKNOWN	TOTAL VEHICLES
12 - 1	51		3			5.5							5.5	1	55
11 - 2	36		2			6.5							6.5		36
10 - 3	29		1			1.9							1.9		29
9 - 4	53		10			8.3							8.3		54
8 - 5	108		27			14.3							14.3		121
7 - 6	353		95			10.7							10.7		387
6 - 7	596		71			10.5							10.5		713
5 - 8	666		60			12.6							12.6		759
4 - 9	574		47			10.5							10.5		646
3 - 10	460		49			11.0							11.0		668
2 - 11	448		41			9.3							9.3		522
1 - 12	490		44			10.1							10.1		511
PM HOURS															
12 - 1	481		7			11.2							11.2		547
11 - 2	600		70			9.4							9.4		685
10 - 3	704		80			10.8							10.8		787
9 - 4	824		75			8.0							8.0		935
8 - 5	880		46			6.5							6.5		968
7 - 6	667		27			5.0							5.0		724
6 - 7	524		16			3.7							3.7		557
5 - 8	415		19			5.0							5.0		437
4 - 9	360		15			6.1							6.1		383
3 - 10	227		4			3.4							3.4		245
2 - 11	112														118
1 - 12															
AM TOTAL	3941		427			10.9							10.9		4503
PM TOTAL	6284		508			8.1							8.1		6933
DAY TOTAL	10225		935			9.2							9.2		11590

2-AXLE EQUIVALENT 10.1 61 11436



SR 503 MP 012.27 OFF SYSTEM ID. LEG 2 DIRECTION OF TRAFFIC BOTH WAYS LANE ALL OF  
COUNT IDENTIFIER HPMS COUNTER NUMBER 162287 DESCRIPTION: ON SR 503 N/O NE 299TH ST/NE MCBRIDE RD

04-18-08	CARS PICKUPS	BUS	SINGLE MED	HVY	4+	SINGLE UNIT %	DOUBLE 4-	5	6+	DOUBLE UNIT %	5-	TRAINS 6	7+	TRAIN %	TRUCK %	CLASS UNKNOWN	TOTAL VEHICLES
FRIDAY	61		5			7.6									7.6		66
AM HOURS	33		1			2.9									2.9		35
12 - 1	27		1			3.6									3.6		28
1 - 2	45		6			11.8									11.8		51
2 - 3	105		6			5.3			1	1.8					7.1		113
3 - 4	313		39			11.4			1	.3					11.7		359
4 - 5	564		77			12.7			1	.8					13.6		656
5 - 6	643		80			12.2			2	.3		1			12.7		740
6 - 7																	
7 - 8																	
8 - 9																	
9 - 10																	
10 - 11																	
11 - 12																	
PM HOURS																	
12 - 1																	
1 - 2																	
2 - 3																	
3 - 4																	
4 - 5																	
5 - 6																	
6 - 7																	
7 - 8																	
8 - 9																	
9 - 10																	
10 - 11																	
11 - 12																	
AM TOTAL	1791	14	215	3	1	11.4	8	2		.5	1		2		12.0	11	2048
PM TOTAL	1791	14	215	3	1	11.4	8	2		.5	1		2	.1	12.0	11	2048
DAY TOTAL	1791	14	215	3	1	11.4	8	2		.5	1		2	.1	12.0	11	2048

04-14-08 THRU 04-18-08

AVERAGE WEEKDAY CLASSIFICATION VOLUMES	CARS PICKUPS	BUS	SINGLE MED	HVY	4+	SINGLE UNIT %	DOUBLE 4-	5	6+	DOUBLE UNIT %	5-	TRAINS 6	7+	TRAIN %	TRUCK %	CLASS UNKNOWN	TOTAL VEHICLES
9899	68	939	33	11		9.4	50	29	41	1.1	2	2	16	.2	10.7	56	11146
AWD 2-AXLE EQUIVALENT 11396																	

TOTAL HOURS FOR COUNT 88  
 3 DAYS  
 AVG WEEKDAY VOL 11146 X SEASONAL ADJ. FACTOR 1.0000 = ESTIMATED AVG DAILY TRAFFIC 11146  
 PEAK HOUR PERCENTAGES: K = 8.68 D = 73.35 T = 8.26  
 PEAK HOUR LOCATION : VOLUME = 968 DATE: 04/17/08 TIME: 05:00 PM

Note: Bus High SB



Interval  60 min.  15 min.  
 Binned(CL/SP)  Count(volume)  
 Lane No  1  2

---

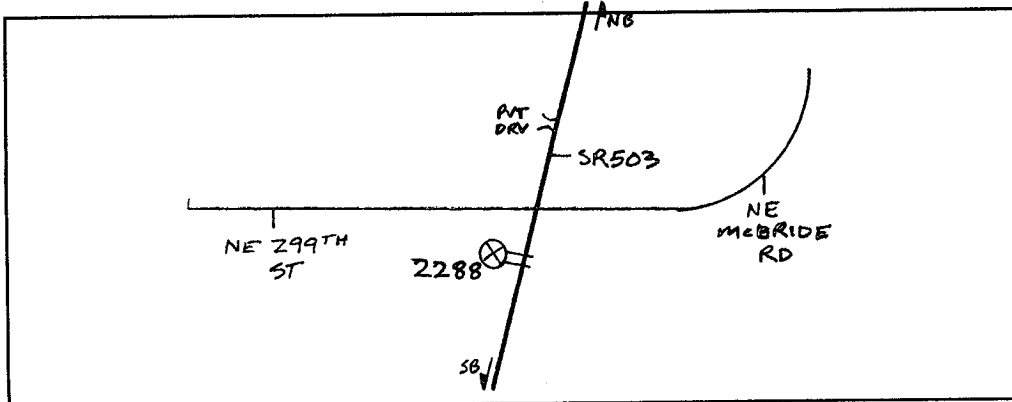
Direction Channel 1 \_\_\_\_\_  
 Direction Channel 2 \_\_\_\_\_  
 Data Hog # 3164

Counter No. 162288 Count ID HPMS  
 SR 503 RRT/RRQ \_\_\_\_\_ MP 12.27  
 Leg 1 Direction SB OSID \_\_\_\_\_

Station Description ON SR 503 S/O NE 299TH ST / NE MCBRIDE RD

Date	Day	Time	Comments
4/14/08	2	15:57	Manual (1) 3 (2) _____ Counter (1) 3 (2) _____ SET CNTR OK CJ 6.4V
4/15/08	3	8:56	Manual (1) 11 (2) _____ Counter (1) 11 (2) _____ CNTR CHECK OK CJ 6.3V
4/16/08	4	9:55	Manual (1) 13 (2) _____ Counter (1) 13 (2) _____ CNTR CHECK OK CJ 6.2V
4/17/08	5	9:23	Manual (1) 34 (2) _____ Counter (1) 34 (2) _____ CNTR CHECK OK CJ 6.3V
4/18/08	6	9:11	Manual (1) 1 (2) _____ Counter (1) 1 (2) _____ CNTR P.U. OK CJ 6.2V

Sketch



CJ  
Field Person



Interval  60 min.  15 min.  
 Binned(CL/SP)  Count(volume)  
 Lane No  1  2

---

Direction Channel 1 \_\_\_\_\_  
 Direction Channel 2 \_\_\_\_\_  
 Data Hog # 3164

Counter No. 2311  
165867 Count ID HPMS

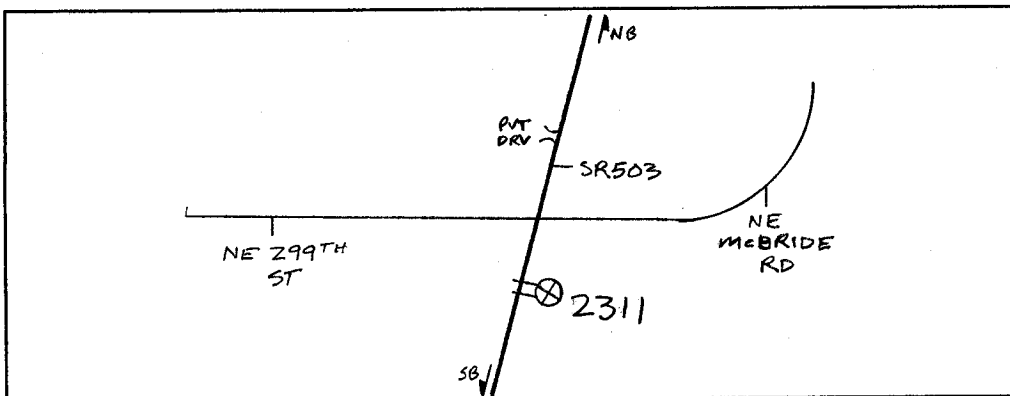
SR 503 RRT/RRQ \_\_\_\_\_ MP 12.27

Leg 1 Direction NB OSID \_\_\_\_\_

Station Description \_ ON SR 503 S/O NE 299TH ST / NE MCBRIDE RD

Date	Day	Time	Comments
4/14/08	2	13:19	<del>Manual (1) 7 (2)</del> <del>Counter (1) 7 (2)</del> CNT 5867 CONTAINS NO DATA SET CNTR OK CJ 6.5V
4/15/08	3	9:04	<del>Manual (1) 5 (2)</del> <del>Counter (1) 5 (2)</del> CNTR 5867 DEAD / REPLACED W/ CNTR 2311 CNTR SET OK CJ 6.5V
4/16/08	4	9:50	<del>Manual (1) 10 (2)</del> <del>Counter (1) 10 (2)</del> CNTR CHECK OK CJ 6.9V
4/17/08	5	8:07	<del>Manual (1) 15 (2)</del> <del>Counter (1) 15 (2)</del> CNTR CHECK OK CJ 6.6V
4/18/08	6	7:53	<del>Manual (1) 1 (2)</del> <del>Counter (1) 1 (2)</del> CNTR P.U. OK CJ 6.4 V

Sketch



CJ  
Field Person

STATE OF WASHINGTON - DEPARTMENT OF TRANSPORTATION  
 TRIP SYSTEM  
 HOURLY TRAFFIC CLASSIFICATION SUMMARY

SR 503 MP 012.27 OFF SYSTEM ID. LEG 1 DIRECTION OF TRAFFIC SOUTHBOUND LANE ALL OF  
 COUNT IDENTIFIER HPMS COUNTER NUMBER 162288 DESCRIPTION: ON SR 503 S/O NE 299TH ST/NE MCBRIDE RD

04-14-08 MONDAY AM HOURS	CARS PICKUPS	BUS MED	SINGLE UNITS HYV	4+	SINGLE UNIT %	DOUBLE UNITS 4-	5	6+	DOUBLE UNIT %	5-	TRAINS 6	7+	TRAIN %	TRUCK %	CLASS UNKNOWN	TOTAL VEHICLES
12 - 1	1															1
1 - 2	2															2
2 - 3	3															3
3 - 4	4															4
4 - 5	5															5
5 - 6	6															6
6 - 7	7															7
7 - 8	8															8
8 - 9	9															9
9 - 10	10															10
10 - 11	11															11
11 - 12	12															12
AM TOTAL	1001	3	88	5	8.6	2	1	3	.5	1	1	1	.2	9.4	5	1110
PM TOTAL	1001	3	88	5	8.6	2	1	3	.5	1	1	1	.2	9.4	5	1110
DAY TOTAL	1001	3	88	5	8.6	2	1	3	.5	1	1	1	.2	9.4	5	1127

2-AXLE EQUIVALENT

STATE OF WASHINGTON - DEPARTMENT OF TRANSPORTATION  
 TRIP SYSTEM  
 HOURLY TRAFFIC CLASSIFICATION SUMMARY

SR 503	MP 012.27	OFF SYSTEM ID.	LEG 1	DIRECTION OF TRAFFIC	SOUTHBOUND	LANE ALL OF										
COUNT IDENTIFIER	HPMS	COUNTER NUMBER	162288	DESCRIPTION: ON SR 503 S/O NE 299TH ST/NE MCBRIDE RD												
04-15-08	TUESDAY	CARS PICKUPS	BUS	SINGLE MED	UNITS HVY	4+	SINGLE UNIT %	DOUBLE 4-5	DOUBLE 6+	DOUBLE UNIT %	5-6	7+	TRAIN %	TRUCK %	CLASS UNKNOWN	TOTAL VEHICLES
12 - 1	10	3		1			7.1									3
1 - 2	13			2			4.5									14
2 - 3	41			5			5.0									44
3 - 4	95			26			6.9									100
4 - 5	349			71			11.3									376
5 - 6	564			46			7.0									640
6 - 7	617			36			7.6									681
7 - 8	463			54			12.2									514
8 - 9	406			26			8.4									477
9 - 10	294			19			8.2									332
10 - 11	244			21			8.4									280
11 - 12	250			33			11.6									287
PM HOURS	270			28			11.7									327
12 - 1	222			24			10.0									266
1 - 2	235			40			6.8									271
2 - 3	262			15			5.7									220
3 - 4	198			11			7.8									210
4 - 5	198			10			3.4									129
5 - 6	118			4			3.8									117
6 - 7	113			2			3.6									104
7 - 8	99															56
8 - 9	53															27
9 - 10	27															27
10 - 11																
11 - 12																
AM TOTAL	3099		8	286		8	8.7									3471
PM TOTAL	2045		7	192		11	9.1									2331
DAY TOTAL	5144		15	478		19	8.8									5802
						1										6056

2-AXLE EQUIVALENT

STATE OF WASHINGTON - DEPARTMENT OF TRANSPORTATION  
 TRIP SYSTEM  
 HOURLY TRAFFIC CLASSIFICATION SUMMARY

SR 503	MP 012.27	OFF SYSTEM ID.	LEG 1	DIRECTION OF TRAFFIC	SOUTHBOUND	LANE ALL	OF									
COUNT IDENTIFIER	HPMS	COUNTER NUMBER	162288	DESCRIPTION:	ON SR 503 S/O NE 299TH ST/NE MCBRIDE RD											
04-16-08	WEDNESDAY	CARS PICKUPS	BUS	SINGLE MED	HVY	4+	SINGLE UNIT %	DOUBLE 4-5	DOUBLE 6+	DOUBLE UNIT %	5-6 TRAINS	7+	TRAIN %	TRUCK %	CLASS UNKNOWN	TOTAL VEHICLES
12 - 1	1	17					9.1							9.1	1	8
11 - 1	2	8					7.9							7.9	1	11
10 - 1	3	9					6.1							6.1	1	38
9 - 1	3	35					8.5							8.5	1	115
8 - 1	4	108					11.6							11.6	1	353
7 - 1	5	322					6.4							6.4	1	675
6 - 1	6	594					10.1							10.1	1	653
5 - 1	7	77					6.4							6.4	1	457
4 - 1	7	608					12.0							12.0	1	417
3 - 1	8	407					4.4							4.4	1	388
2 - 1	9	366					9.1							9.1	2	264
1 - 1	10	368					14.4							14.4	1	292
11 - 12	11	229					8.3							8.3	1	312
PM HOURS							12.2							12.2	1	263
12 - 1	2	246					10.3							10.3	1	242
11 - 1	2	284					13.4							13.4	1	274
10 - 1	3	229					5.5							5.5	1	231
9 - 1	3	216					6.1							6.1	1	149
8 - 1	4	280					7.4							7.4	1	113
7 - 1	4	256					4.1							4.1	1	97
6 - 1	5	217					4.7							4.7	1	64
5 - 1	6	136													1	15
4 - 1	7	136														
3 - 1	8	106														
2 - 1	9	93														
1 - 1	10	61														
11 - 12	11	15														
AM TOTAL		3071	3	284	10	1	8.8	10	6	3	3	3	.6	9.4	5	3396
PM TOTAL		2139	10	196	11	5	9.3	12	5	3	3	3	.7	10.0	2	2380
DAY TOTAL		5210	13	480	21	6	9.0	22	11	3	3	3	.6	9.7	7	5776
														2-AXLE EQUIVALENT		5845

STATE OF WASHINGTON - DEPARTMENT OF TRANSPORTATION  
 TRIP SYSTEM  
 HOURLY TRAFFIC CLASSIFICATION SUMMARY

SR 503	MP 012.27	OFF SYSTEM ID.	COUNTER NUMBER	162288	DESCRIPTION: ON SR 503 S/O NE 299TH ST/NE MCBRIDE RD	LEG 1	DIRECTION OF TRAFFIC	SOUTHBOUND	LANE ALL OF								
04-17-08	THURSDAY	CARS	PICKUPS	BUS	MED	HVY	4+	SINGLE UNIT %	DOUBLE 4-5	DOUBLE 6+	DOUBLE UNIT %	5-6	TRAINS 7+	TRAIN %	TRUCK %	CLASS UNKNOWN	TOTAL VEHICLES
12 - 1	1	17	9	1	1			5.6	7.1		1.9	1			7.1		18
1 - 2	2	13	44					7.1	1		1.9	1			10.2		14
2 - 3	3	15	97					5.5	1		.3	1			6.1		44
3 - 4	4	13	44					11.5	2		.3	1			11.9		108
4 - 5	5	97	341					8.2	1		.5	1			8.7		363
5 - 6	6	569	591					6.9	1		.6	1			7.7		646
6 - 7	7	458	448					10.8	2		.6	1			11.4		496
7 - 8	8	322	277					8.3	1		.3				7.7		507
8 - 9	9	277	277					11.0	3		1.1	1			12.1		350
9 - 10	10	273	273					11.2	3		1.0	1			12.5		303
10 - 11	11	261	261					10.8	1		.3				11.2		281
11 - 12	12	258	258					15.8	1		.9				11.6		312
PM HOURS		273	273					6.2	2		.4				7.0		295
1 - 2	2	258	258					5.9	1		.7				16.7		293
2 - 3	3	273	273					6.6	1		.4				6.7		329
3 - 4	4	210	210					6.2	2		.4				7.5		270
4 - 5	5	135	135					2.5	1		.8				4.2		228
5 - 6	6	113	113					7.7	1		1.4	1			7.5		146
6 - 7	7	83	83					7.7	1		.8	1			2.3		119
7 - 8	8	28	28					6.7	1		1.1	1			8.8		129
8 - 9	9	28	28					6.7	1		1.1	1			8.8		91
9 - 10	10	28	28					6.7	1		1.1	1			8.8		30
10 - 11	11	28	28					6.7	1		1.1	1			8.8		30
11 - 12	12	28	28					6.7	1		1.1	1			8.8		30
AM TOTAL		3186	3186					8.5	11		.5	2			9.0		3505
PM TOTAL		2257	2257					9.4	15		.8	2			10.2		2523
DAY TOTAL		5443	5443					8.8	26		.6	4			9.5		6028
									7			1		.1	2-AXLE EQUIVALENT	10	6098

STATE OF WASHINGTON - DEPARTMENT OF TRANSPORTATION  
TRIP SYSTEM  
HOURLY TRAFFIC CLASSIFICATION SUMMARY

SR 503 MP 012.27 OFF SYSTEM ID. LEG 1 DIRECTION OF TRAFFIC SOUTHBOUND LANE ALL OF  
COUNT IDENTIFIER HPMS COUNTER NUMBER 162288 DESCRIPTION: ON SR 503 S/O NE 299TH ST/NE MCBRIDE RD

04-18-08	CARS PICKUPS	BUS MED	SINGLE UNITS 4+	SINGLE UNIT %	DOUBLE UNITS 4-5	DOUBLE UNITS 6+	DOUBLE UNIT %	5-6	7+	TRAIN %	TRUCK %	CLASS UNKNOWN	TOTAL VEHICLES
FRIDAY	19		1	8.3	1		2.4				8.3	1	20
AM HOURS	1			12.2			1.0				14.6		12
12 - 1	8			5.2			.3				6.3		41
1 - 2	11			9.0			.8				9.3		96
2 - 3	35			10.4			.3				11.2		344
3 - 4	89			6.9			.3				7.2		606
4 - 5	310			7.7			.4				8.1		642
5 - 6	537												483
6 - 7	594												
7 - 8	443												
8 - 9													
9 - 10													
10 - 11													
11 - 12													
PM HOURS													
12 - 1													
1 - 2													
2 - 3													
3 - 4													
4 - 5													
5 - 6													
6 - 7													
7 - 8													
8 - 9													
9 - 10													
10 - 11													
11 - 12													
AM TOTAL	2046	3	179	8.3	9	2	1	.5			8.8	8	2252
PM TOTAL													
DAY TOTAL	2046	3	179	8.3	9	2	1	.5			8.8	8	2252

04-14-08 THRU 04-18-08  
AVERAGE WEEKDAY CLASSIFICATION VOLUMES \*\*\*\*\*  
CARS PICKUPS | BUS MED | SINGLE UNIT % | DOUBLE UNITS 4-5 | DOUBLE UNITS 6+ | DOUBLE UNIT % | 5-6 | 7+ | TRAIN % | TRUCK % | CLASS UNKNOWN | TOTAL VEHICLES  
5266 | 14 | 482 | 24 | 3 | 8.9 | 23 | 12 | 20 | .9 | 2 | 13 | .3 | 10.1 | 11 | 5869  
AVG WEEKDAY VOLUME

TOTAL HOURS FOR COUNT 89  
3 DAYS  
AVG WEEKDAY VOL 5869 X SEASONAL ADJ. FACTOR 1.0000 = ESTIMATED AVG DAILY TRAFFIC 5869  
2-AXLE EQUIVALENT



SR	COUNT IDENTIFIER	HPMS	MP	OFF SYSTEM ID.	COUNTER NUMBER	DESCRIPTION	LEG	DIRECTION OF TRAFFIC	LANE ALL OF						
04-15-08	TUESDAY		012.27		162311	ON SR 503 S/O NE 299TH ST/NE MCBRIDE RD	1	NORTHBOUND							
AM HOURS	CARS PICKUPS	BUS	SINGLE MED	UNITS HVY	4+	SINGLE UNIT %	DOUBLE 4-5	UNITS 6+	DOUBLE UNIT %	5- TRAINS 6	7+	TRAIN %	TRUCK %	CLASS UNKNOWN	TOTAL VEHICLES
12 - 1	1														
1 - 2	2														
2 - 3	3														
3 - 4	4														
4 - 5	5														
5 - 6	6														
6 - 7	7														
7 - 8	8														
8 - 9	9														
9 - 10	10														
10 - 11	11														
11 - 12	12														
PM HOURS	169	3	28	1	13.6	3	7	6	6.1	1	1	.5	20.1	2	214
12 - 1	200		25		11.5		6	5	5.8				17.3	1	243
1 - 2	204	1	21	1	10.1	2	4	4	4.2				14.3	1	238
2 - 3	262	1	23	2	8.9	3	7	4	4.6				13.5	1	304
3 - 4	338	4	46	1	12.5	1	4	6	2.8	1		.3	15.5	1	400
4 - 5	460	1	57	1	11.3	1	6	4	2.1				13.3	1	532
5 - 6	550		44		7.5	1	2		.5	1		.3	8.3	2	602
6 - 7	645		53		7.6	1	1	1	.1			.2	7.7	1	699
7 - 8	553		35		5.9	2			.5				6.6	1	592
8 - 9	357		22		5.8	1	1	1	.3				3.0	2	380
9 - 10	287		8		2.7	1	1		.3				6.1	1	298
10 - 11	246		17		6.4	1	1		.4				3.0	1	265
11 - 12	133		7		5.0								5.0	1	140
DAY TOTAL	4478	10	388	5	8.2	17	37	29	1.7	1	1	.1	9.9	11	4984
AM TOTAL	369	3	53	5	12.5	3	13	11	5.9	1	1	.2	18.6	3	457
PM TOTAL	4109	7	335	3	7.7	14	24	18	1.2	1	2	.1	9.1	8	4527
2-AXLE EQUIVALENT															

SR 503 MP 012.27 OFF SYSTEM ID. LEG 1 DIRECTION OF TRAFFIC NORTHBOUND LANE ALL OF  
COUNT IDENTIFIER HPMS COUNTER NUMBER 162311 DESCRIPTION: ON SR 503 S/O NE 299TH ST/NE MCBRIDE RD

DAY	AM	PM	TOTAL	CARS PICKUPS	BUS	MED	SINGLE UNITS	HVV	4+	SINGLE UNIT %	DOUBLE UNITS	4-	5	6+	DOUBLE UNIT %	5-	6	7+	TRAIN %	TRUCK %	CLASS UNKNOWN	TOTAL VEHICLES	
																							2
04-16-08																							
WEDNESDAY																							
AM HOURS																							
12 -				33			2			5.7													
1 -				26						7.1													
2 -				16																			
3 -				16																			
4 -				11																			
5 -				9			1			18.2													
6 -				10			8			47.4													
7 -				53			14			24.0													
8 -				108			32			24.3													
9 -				137			23			15.9													
10 -				141			19			12.6													
11 -				161			23			13.0													
12 -				189			26			12.9													
PM HOURS																							
1 -				224			2			11.5													
2 -				234			21			8.9													
3 -				336			45			12.9													
4 -				453			43			9.2													
5 -				625			43			6.6													
6 -				668			51			7.3													
7 -				509			37			6.7													
8 -				371			22			5.8													
9 -				313			16			5.1													
10 -				283			9			3.4													
11 -				156			6			3.7													
12 -				83			5			5.7													
AM TOTAL				894			12			15.6													
PM TOTAL				4255			11			7.5													
DAY TOTAL				5149			23			9.0													

2-AXLE EQUIVALENT 29 5734 5801

STATE OF WASHINGTON - DEPARTMENT OF TRANSPORTATION  
 TRIP SYSTEM  
 HOURLY TRAFFIC CLASSIFICATION SUMMARY

SR 503	MP 012.27	OFF SYSTEM ID.	LEG 1	DIRECTION OF TRAFFIC	NORTHBOUND	LANE ALL OF									
COUNT IDENTIFIER	HPMS	COUNTER NUMBER	162311	DESCRIPTION:	ON SR 503 S/O NE 299TH ST/NE MCBRIDE RD										
04-17-08															
THURSDAY															
AM HOURS	CARS PICKUPS	BUS	SINGLE MED	HVY	4+	SINGLE UNIT %	DOUBLE 4-5	DOUBLE 6+	DOUBLE UNIT %	5-6	7+	TRAIN %	TRUCK %	CLASS UNKNOWN	TOTAL VEHICLES
12 - 1	35		1			2.8							2.8		36
1 - 2	23														23
2 - 3	15														16
3 - 4	8		1			6.3									8
4 - 5	8														8
5 - 6	25		6			19.4									31
6 - 7	52	2	15		1	24.3									74
7 - 8	110	5	29		2	24.0	2		2.7						150
8 - 9	139	1	26		3	17.5	4		2.8						177
9 - 10	166	2	21		1	13.2	3		2.0						197
10 - 11	170	1	23		2	13.2	1		1.5						197
11 - 12	205	3	30		2	14.2	1		1.2						246
PM HOURS															
12 - 1	262	2	19		1	8.7	1		.7						289
1 - 2	244		18		3	7.8	2		1.1	1					269
2 - 3	372	7	40			11.1	1		1.5						422
3 - 4	477	1	40			7.7	5		1.3	1					531
4 - 5	586		53		1	8.6	2		.3						531
5 - 6	681		59			8.0	3		.4						748
6 - 7	492		35			6.6	3		.8	1					532
7 - 8	416		19		1	4.6			.2						439
8 - 9	314		13			4.0	1		.3						329
9 - 10	247		16			6.1			.4						264
10 - 11	159		9			5.4	1		.4						168
11 - 12	84		3			3.4			.4						87
AM TOTAL	956	14	152		9	15.5	11		1.6						1163
PM TOTAL	4334	11	324		7	7.3	16		.5	2					4730
DAY TOTAL	5290	25	476		16	8.9	27		.8	2	1	1	.1	9.8	5893
														2-AXLE EQUIVALENT	5974

STATE OF WASHINGTON - DEPARTMENT OF TRANSPORTATION  
TRIP SYSTEM  
HOURLY TRAFFIC CLASSIFICATION SUMMARY

SR 503 MP 012.27 OFF SYSTEM ID. LEG 1 DIRECTION OF TRAFFIC NORTHBOUND LANE ALL OF  
COUNT IDENTIFIER HPMS COUNTER NUMBER 162311 DESCRIPTION: ON SR 503 S/O NE 299TH ST/NE MCBRIDE RD

04-18-08	CARS PICKUPS	BUS MED	SINGLE UNIT	DOUBLE UNITS 4+	DOUBLE UNITS 5	DOUBLE UNITS 6+	DOUBLE UNIT %	5-	TRAINS 6	TRAINS 7+	TRAIN %	TRUCK %	CLASS UNKNOWN	TOTAL VEHICLES
FRIDAY	46	4	8.0									8.0		50
AM HOURS	25	1	3.8									3.8		26
12 - 1	13	1	6.7									6.7	1	11
1 - 2	11													11
2 - 3	13													14
3 - 4	13													21
4 - 5	13													21
5 - 6	58	2	24.7									24.7		77
6 - 7		16												
7 - 8														
8 - 9														
9 - 10														
10 - 11														
11 - 12														
PM HOURS														
12 - 1														
1 - 2														
2 - 3														
3 - 4														
4 - 5														
5 - 6														
6 - 7														
7 - 8														
8 - 9														
9 - 10														
10 - 11														
11 - 12														
AM TOTAL	179	2	15.9									15.9	1	214
PM TOTAL	179	2	15.9									15.9	1	214
DAY TOTAL	179	2	31	1								2-AXLE EQUIVALENT	1	214
														215

04-15-08 THRU 04-18-08

AVERAGE WEEKDAY CLASSIFICATION VOLUMES	CARS PICKUPS	BUS MED	SINGLE UNIT %	DOUBLE UNITS 4+	DOUBLE UNITS 5	DOUBLE UNITS 6+	DOUBLE UNIT %	5-	TRAINS 6	TRAINS 7+	TRAIN %	TRUCK %	CLASS UNKNOWN	TOTAL VEHICLES
AVG WEEKDAY	5220	24	473	17	8	9.0	27	11	3	3	-.7	1	1	3
TOTAL HOURS FOR COUNT														
2 DAYS														
AVG WEEKDAY VOL	5814	X	SEASONAL ADJ.	FACTOR 1.0000	=	ESTIMATED AVG DAILY TRAFFIC	5814							

STATE OF WASHINGTON - DEPARTMENT OF TRANSPORTATION  
 TRIP SYSTEM  
 HOURLY TRAFFIC CLASSIFICATION SUMMARY

SR 503	MP 012.27	OFF SYSTEM ID.	LEG 1	DESCRIPTION: ON SR 503 S/O NE 299TH ST/NE MCBRIDE RD	LANE ALL OF									
COUNT IDENTIFIER	HPMS	COUNTER NUMBER	162311											
04-15-08														
TUESDAY														
AM HOURS	CARS PICKUPS	SINGLE BUS MED	UNITS HVY	4+	SINGLE UNIT %	DOUBLE 4-5	UNITS 6+	DOUBLE UNIT %	5-6	TRAINS 7+	TRAIN %	TRUCK %	CLASS UNKNOWN	TOTAL VEHICLES
12 - 1	1													
1 - 2	2													
2 - 3	3													
3 - 4	4													
4 - 5	5													
5 - 6	6													
6 - 7	7													
7 - 8	8													
8 - 9	9													
9 - 10	10													
10 - 11	11													
11 - 12	12													
PM HOURS														
12 - 1	454	1	42	4	1	9.1	3	4	10	3.2	1.0	13.3	1	525
1 - 2	532	4	56	3	2	10.3	5	9	11	4.0	.6	14.9	5	631
2 - 3	560	5	74	2	1	12.2	3	5	12	3.0	.6	15.8	1	666
3 - 4	695	1	81	4		10.8	2	9	6	2.1	.2	13.2	2	803
4 - 5	812	3	84	2		9.7	2	3	4	1.0	.7	11.3	3	919
5 - 6	843		68			7.4	6	3		.7	.2	8.3		919
6 - 7	751		46	1		5.9	2	1	1	.4	.1	6.4		802
7 - 8	475		32			6.3	2			.4		6.7	2	509
8 - 9	400		12			2.9	1			.2		3.1	1	415
9 - 10	345		21			5.7	1			.3		6.2	1	369
10 - 11	186		9			4.6						4.6	1	196
11 - 12	101		2			1.9						1.9	1	104
AM TOTAL	907	6	98	3	1	10.1	5	16	21	3.9	.6	14.6	6	1069
PM TOTAL	6154	14	527	16	4	8.2	27	31	43	1.5	.4	10.0	17	6858
DAY TOTAL	7061	20	625	19	5	8.4	32	47	64	1.8	.4	10.6	23	7927
												2-AXLE EQUIVALENT		8246

SR 503	MP 012.27	OFF SYSTEM ID.	LEG 1	DIRECTION OF TRAFFIC	BOTH WAYS	LANE ALL OF			
COUNT IDENTIFIER	HPMS	COUNTER NUMBER	162311	DESCRIPTION: ON SR 503 S/O NE 299TH ST/NE MCBRIDE RD					
04-16-08									
WEDNESDAY	CARS	SINGLE	DOUBLE	DOUBLE	TRAINS	TRAIN	TRUCK	CLASS	TOTAL
AM HOURS	PICKUPS	MED	HVY	4+	UNIT %	5-	6	7+	VEHICLES
12 - 1	50	2			3.8				52
1 - 2	34	2			5.6				36
2 - 3	25	1			3.7				27
3 - 4	46	3			6.1				49
4 - 5	117	8	1		7.1				126
5 - 6	332	36	3	1	10.5		1	1	372
6 - 7	647	91	3	1	12.8		1	3	750
7 - 8	716	72	3	1	9.7		1	3	801
8 - 9	544	65	4	1	11.6		1	1	621
9 - 10	507	66	1	1	12.2		1	1	584
10 - 11	529	38	1	1	7.2		1	1	581
11 - 12	418	50	1	1	10.9		2	3	488
PM HOURS									
12 - 1	470	57	7	4	13.0		1	1	552
1 - 2	518	42	2	2	8.6		1	1	570
2 - 3	565	71	5	1	12.6		4	6	659
3 - 4	669	65	3	1	9.6		1	1	743
4 - 5	905	83	1	1	8.8		3	9	1007
5 - 6	924	66	1	1	6.8		3	3	1002
6 - 7	726	50	1	1	6.5		1	1	780
7 - 8	507	33	1	1	6.3		3	1	544
8 - 9	419	22	1	1	5.2		1	1	444
9 - 10	376	13	1	1	3.6		1	1	393
10 - 11	217	9			4.0				226
11 - 12	98	5			4.9				103
AM TOTAL	3965	15	16	3	10.4		10	3	4487
PM TOTAL	6394	21	22	9	8.1		9	1	7023
DAY TOTAL	10359	36	38	12	9.0		19	4	11510
									36
									11645

2-AXLE EQUIVALENT

SR 503	MP 012.27	OFF SYSTEM ID.	LEG 1	DIRECTION OF TRAFFIC	BOTH WAYS	LANE ALL	OF								
COUNT IDENTIFIER	HPMS	COUNTER NUMBER	162311	DESCRIPTION: ON SR 503 S/O NE 299TH ST/NE MCBRIDE RD											
04-17-08															
THURSDAY															
AM HOURS	CARS PICKUPS	BUS	SINGLE MED	HVY	4+	SINGLE UNIT %	DOUBLE 4-5	DOUBLE 6+	DOUBLE UNIT %	5-6	7+	TRAIN %	TRUCK %	CLASS UNKNOWN	TOTAL VEHICLES
12 - 1	52		2			3.7							3.7		54
1 - 2	32					6.7							6.7		32
2 - 3	28					6.7							6.7		30
3 - 4	52					6.7							6.7		52
4 - 5	105					7.8							7.8		116
5 - 6	366					6.6							6.6		394
6 - 7	621					12.8							12.8		720
7 - 8	701					9.7							9.7		797
8 - 9	597					11.5							11.5		673
9 - 10	614					9.3							9.3		704
10 - 11	492					10.9							10.9		547
11 - 12	482					9.8							9.8		549
PM HOURS															
12 - 1	509					9.6							9.6		570
1 - 2	517					11.0							11.0		581
2 - 3	633					11.0							11.0		717
3 - 4	735					11.0							11.0		824
4 - 5	859					11.0							11.0		981
5 - 6	932					7.5							7.5		1018
6 - 7	702					6.6							6.6		8.0
7 - 8	551					5.0							5.0		760
8 - 9	427					3.6							3.6		585
9 - 10	372					4.3							4.3		448
10 - 11	242					6.2							6.2		393
11 - 12	112					4.3							4.3		259
AM TOTAL	4142					10.2							10.2		9
PM TOTAL	6591					8.0							8.0		29
DAY TOTAL	10733					8.9							8.9		38
															11921
															12072

2-AXLE EQUIVALENT

STATE OF WASHINGTON - DEPARTMENT OF TRANSPORTATION  
 TRIP SYSTEM  
 HOURLY TRAFFIC CLASSIFICATION SUMMARY

SR 503 MP 012.27 OFF SYSTEM ID. LEG 1 DIRECTION OF TRAFFIC BOTH WAYS LANE ALL OF  
 COUNT IDENTIFIER HPMS COUNTER NUMBER 162311 DESCRIPTION: ON SR 503 S/O NE 299TH ST/NE MCBRIDE RD

04-18-08	CARS PICKUPS	BUS MED	SINGLE HVY	4+	SINGLE UNIT %	DOUBLE UNITS	4-	5	6+	DOUBLE UNIT %	5-	6	7+	TRAIN %	TRUCK %	CLASS UNKNOWN	TOTAL VEHICLES
FRIDAY	65		4		5.7										5.7	1	70
AM HOURS	33		1		2.9										7.4	1	34
12 - 1	24		2		7.4										27	1	52
1 - 2	46		5		9.6		1			1.9					11.5	1	110
2 - 3	102		6		5.5			1		.9					6.4	2	365
3 - 4	323		3		10.7					.3					11.0	1	683
4 - 5	595		76		12.0		4			.7					12.7	1	
5 - 6																	
6 - 7																	
7 - 8																	
8 - 9																	
9 - 10																	
10 - 11																	
11 - 12																	
AM TOTAL	1188		4		10.4		6			.6					11.0	6	1341
PM TOTAL	1188		4		10.4		6			.6					11.0	6	1341
DAY TOTAL	1188		4		10.4		6			.6					11.0	6	1341

04-15-08 THRU 04-18-08

AVERAGE WEEKDAY CLASSIFICATION VOLUMES \*\*\*\*\*  
 CARS PICKUPS | BUS MED HVY | SINGLE UNIT % | DOUBLE UNITS | 4- | 5 | 6 | 7+ | TRAIN % | TRUCK % | CLASS UNKNOWN | TOTAL VEHICLES  
 10546 | 37 | 957 | 43 | 11 | 8.9 | 51 | 20 | 6 | .7 | 3 | 1 | 5 | .1 | 9.7 | 37 | 11716  
 TOTAL HOURS FOR COUNT 69  
 2 DAYS AVG WEEKDAY VOL 11716 X SEASONAL ADJ. FACTOR 1.0000 = ESTIMATED AVG DAILY TRAFFIC 11716  
 PEAK HOUR PERCENTAGES: K = 8.69 D = 73.48 T = 7.96  
 PEAK HOUR LOCATION : VOLUME = 1018 DATE: 04/17/08 TIME: 05:00 PM

Note: 5/Ct Low NB