



Interval 60 min. 15 min.

Count(volume) Speed

Binned(CL/SP) Raw

Lane No 1 2

Direction Channel 1 RLW

Direction Channel 2 NE

Data Hog # 10

Counter No. 2799 Count ID HPMS

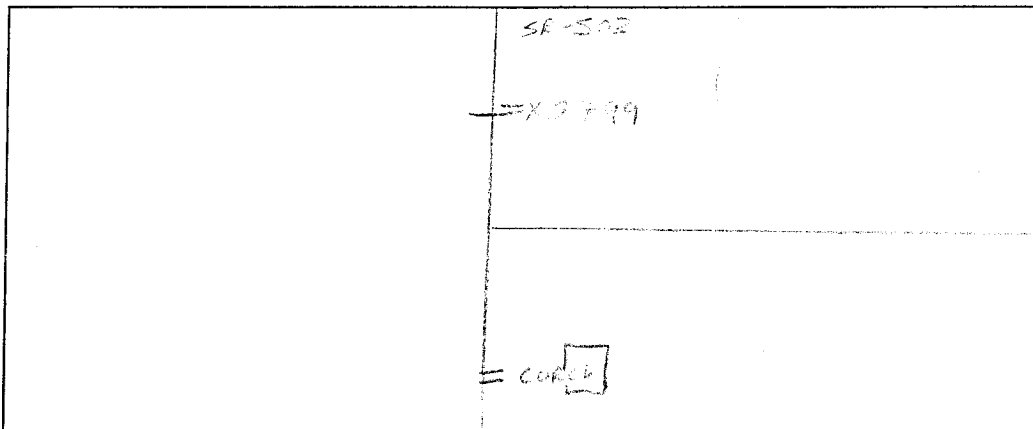
SR 502 RRT/RRQ _____ MP 14.35

Leg 2 Direction SF 12 OSID _____

Station Description _ ON SF-502 N/O I/F GARDNER Rd

Date	Day	Time	Comments
4/15/05	2	1552	Manual (1) 7 (2) 3 Counter (1) 7 (2) 3 SOT - E DE 6.0
4/19	3	0942	Manual (1) 16 (2) 6 Counter (1) 16 (2) 6 CHECK OK 6.2
4/20	4	0752	Manual (1) 13 (2) 6 Counter (1) 13 (2) 6 CHECK OK 6.2
4/21	5	1245	Manual (1) 8 (2) 4 Counter (1) 8 (2) 4 CHECK OK 6.2
4/22	6	0824	Manual (1) 3 (2) 1 Counter (1) 3 (2) 1 P/O K 6.2

Sketch



[Signature]
Field Person

SR 503 MP 014.35 OFF SYSTEM ID. LEG 2 DIRECTION OF TRAFFIC SOUTHBOUND LANE ALL OFF

COUNT IDENTIFIER HPMS COUNTER NUMBER 002799 DESCRIPTION: ON SR 503 N/O NE GABRIEL RD

COUNT IDENTIFIER	HPMS	AM HOURS												PM HOURS	DAILY TOTAL												
		1	2	3	4	5	6	7	8	9	10	11	12														
04/18/05 MONDAY		12	1	2	3	4	5	6	7	8	9	10	11	12	1	2	3	4	5	6	7	8	9	10	11	12	
00-15																											
15-30																											
30-45																											
45-00																											
HOUR																											
TOT																											

AM PEAK HOUR 0000 TO 0000 VOLUME 0
PM PEAK HOUR 0330 TO 0430 VOLUME 195
AM TOTAL 1050
PM TOTAL 0

COUNT IDENTIFIER	HPMS	AM HOURS												PM HOURS	DAILY TOTAL												
		1	2	3	4	5	6	7	8	9	10	11	12														
04/19/05 TUESDAY		12	1	2	3	4	5	6	7	8	9	10	11	12	1	2	3	4	5	6	7	8	9	10	11	12	
00-15																											
15-30																											
30-45																											
45-00																											
HOUR																											
TOT																											

AM PEAK HOUR 0630 TO 0730 VOLUME 400
PM PEAK HOUR 0330 TO 0430 VOLUME 217
AM TOTAL 1858
PM TOTAL 1490

COUNT IDENTIFIER	HPMS	AM HOURS												PM HOURS	DAILY TOTAL												
		1	2	3	4	5	6	7	8	9	10	11	12														
04/20/05 WEDNESDAY		12	1	2	3	4	5	6	7	8	9	10	11	12	1	2	3	4	5	6	7	8	9	10	11	12	
00-15																											
15-30																											
30-45																											
45-00																											
HOUR																											
TOT																											

AM PEAK HOUR 0630 TO 0730 VOLUME 412
PM PEAK HOUR 0330 TO 0430 VOLUME 200
AM TOTAL 1904
PM TOTAL 1486

TRIP SYSTEM
15 MINUTE TRAFFIC COUNT SUMMARY

SR 503 MP 014.35 OFF SYSTEM ID. LEG 2 DIRECTION OF TRAFFIC SOUTHBOUND LANE ALL OFF

COUNT IDENTIFIER HPMS COUNTER NUMBER 002799 DESCRIPTION: ON SR 503 N/O NE GABRIEL RD

04/21/05 THURSDAY		AM HOURS												PM HOURS												DAILY TOTAL		
TIME	COUNT	1	2	3	4	5	6	7	8	9	10	11	12	1	2	3	4	5	6	7	8	9	10	11	12			
00-15	12	1	2	3	4	5	6	7	8	9	10	11	12	1	2	3	4	5	6	7	8	9	10	11	12			
15-30	1	2	3	4	5	6	7	8	9	10	11	12	1	2	3	4	5	6	7	8	9	10	11	12				
30-45	3	1	2	3	4	5	6	7	8	9	10	11	12	1	2	3	4	5	6	7	8	9	10	11	12			
45-00	4	2	3	4	5	6	7	8	9	10	11	12	1	2	3	4	5	6	7	8	9	10	11	12				
TOT	12	9	8	21	62	193	379	360	254	242	206	131	168	137	180	175	233	181	148	114	89	60	34	17			3413	
									AM PEAK HOUR 0615 TO 0715 VOLUME																	AM TOTAL		1877
									PM PEAK HOUR 0400 TO 0500 VOLUME																	PM TOTAL		1536

04/22/05 FRIDAY		AM HOURS												PM HOURS												DAILY TOTAL			
TIME	COUNT	1	2	3	4	5	6	7	8	9	10	11	12	1	2	3	4	5	6	7	8	9	10	11	12				
00-15	12	1	2	3	4	5	6	7	8	9	10	11	12	1	2	3	4	5	6	7	8	9	10	11	12				
15-30	1	2	3	4	5	6	7	8	9	10	11	12	1	2	3	4	5	6	7	8	9	10	11	12					
30-45	3	2	1	2	3	4	5	6	7	8	9	10	11	12	1	2	3	4	5	6	7	8	9	10	11	12			
45-00	3	2	1	2	3	4	5	6	7	8	9	10	11	12	1	2	3	4	5	6	7	8	9	10	11	12			
TOT	6	5	8	14	63	180	342	364	254	242	206	131	168	137	180	175	233	181	148	114	89	60	34	17				1056	
									AM PEAK HOUR 0645 TO 0745 VOLUME																	AM TOTAL		1056	
									PM PEAK HOUR 0000 TO 0000 VOLUME																	PM TOTAL		0	

04/18/05 THRU 04/22/05
TOTAL HOURS FOR COUNT 90

3 DAYS
AVG WEEKDAY VOL 3384 X SEASONAL ADJ. FACTOR 1.0000 = 3384 X AXLE CORR FACTOR 0.9435 = ESTIMATED AVG DAILY TRAFFIC 3193

FACTOR GROUP GR-05
FACTOR GROUP A340

SR 503 MP 014.35 OFF SYSTEM ID. LEG 2 DIRECTION OF TRAFFIC NORTHBOUND LANE ALL OF
COUNT IDENTIFIER HPMS COUNTER NUMBER 002799 DESCRIPTION: ON SR 503 N/O NE GABRIEL RD

04/18/05 MONDAY	AM HOURS												PM HOURS												DAILY TOTAL
	1	2	3	4	5	6	7	8	9	10	11	12	1	2	3	4	5	6	7	8	9	10	11	12	
12	1	2	3	4	5	6	7	8	9	10	11	12	1	2	3	4	5	6	7	8	9	10	11	12	111
15-30													48	53	76	91	105	56	45	49	24	11			11
30-45													44	50	89	74	74	45	48	27	23	7			17
45-00													96	79	83	96	74	51	31	28	17	16			16
HOUR													67	76	83	92	72	49	32	29	15	12			12
TOT													255	258	331	368	325	201	156	133	79	46			2152
													AM PEAK HOUR 0000 TO 0000 VOLUME	0											AM TOTAL 0
													PM PEAK HOUR 0515 TO 0615 VOLUME	382											PM TOTAL 2152

04/19/05 TUESDAY	AM HOURS												PM HOURS												DAILY TOTAL	
	1	2	3	4	5	6	7	8	9	10	11	12	1	2	3	4	5	6	7	8	9	10	11	12		
12	1	2	3	4	5	6	7	8	9	10	11	12	1	2	3	4	5	6	7	8	9	10	11	12	111	
15-30													18	27	31	32	42	36	39	63	95	94	85	59	18	
30-45													27	24	26	34	40	40	69	76	98	103	55	52	17	
45-00													30	23	31	38	41	39	73	74	93	52	41	43	12	
HOUR													22	24	29	44	40	30	69	85	93	99	72	47	7	
TOT													97	98	117	148	163	145	258	291	343	372	353	213	48	
													AM PEAK HOUR 1100 TO 1200 VOLUME	148												AM TOTAL 752
													PM PEAK HOUR 0545 TO 0645 VOLUME	380												PM TOTAL 2621

04/20/05 WEDNESDAY	AM HOURS												PM HOURS												DAILY TOTAL	
	1	2	3	4	5	6	7	8	9	10	11	12	1	2	3	4	5	6	7	8	9	10	11	12		
12	1	2	3	4	5	6	7	8	9	10	11	12	1	2	3	4	5	6	7	8	9	10	11	12	111	
15-30													27	20	39	33	41	45	50	43	85	93	93	80	13	
30-45													26	23	40	50	27	42	66	66	72	72	81	50	17	
45-00													26	36	26	36	36	44	75	77	79	103	77	66	12	
HOUR													29	25	21	34	42	40	66	74	103	96	70	52	19	
TOT													108	104	126	153	146	171	257	260	339	364	321	248	61	
													AM PEAK HOUR 1100 TO 1200 VOLUME	153												AM TOTAL 789
													PM PEAK HOUR 0530 TO 0630 VOLUME	373												PM TOTAL 2589

SR 503 MP 014.35 OFF SYSTEM ID. LEG 2 DIRECTION OF TRAFFIC NORTHBOUND LANE ALL OF

COUNT IDENTIFIER HPMS COUNTER NUMBER 002799 DESCRIPTION: ON SR 503 N/O NE GABRIEL RD

04/21/05 THURSDAY	AM HOURS												PM HOURS												DAILY TOTAL
	1	2	3	4	5	6	7	8	9	10	11	12	1	2	3	4	5	6	7	8	9	10	11	12	
12	1	2	3	4	5	6	7	8	9	10	11	12	1	2	3	4	5	6	7	8	9	10	11	12	135
15-30	5	4	5	1	7	4	17	35	30	12	32	33	49	52	65	87	100	94	78	46	61	20	20	743	
30-45	11	2	1	2	4	6	12	28	23	23	35	26	42	66	75	78	111	81	53	34	58	24	20	135	
45-00	13	6	4	1	2	11	11	26	19	25	42	28	41	59	89	87	96	74	64	39	35	19	14	396	
HOUR	7	7	1	4	5	12	19	26	25	25	26	39	43	51	94	85	89	54	41	49	40	17	9	3370	
TOT	36	19	11	8	18	33	59	120	115	104	85	135	126	175	228	323	337	396	303	236	168	192	80	63	400
									AM PEAK HOUR	1100 TO 1200															164
									PM PEAK HOUR	0500 TO 0600															0
																									164
																									0

04/22/05 FRIDAY	AM HOURS												PM HOURS												DAILY TOTAL
	1	2	3	4	5	6	7	8	9	10	11	12	1	2	3	4	5	6	7	8	9	10	11	12	
12	1	2	3	4	5	6	7	8	9	10	11	12	1	2	3	4	5	6	7	8	9	10	11	12	164
00-15	9	14	6	3	2	7	24	25	37																400
15-30	4	5	4	2	1	8	22	43																	0
30-45	9	1	4	5	7	7	19	51																	0
45-00	10	1	2	3	5	7	20	33																	0
HOUR	1	1	2	3	5	7	20	33																	0
TOT	32	21	16	13	15	29	85	152	37																400

04/18/05 THRU 04/22/05
 TOTAL HOURS FOR COUNT 90
 3 DAYS
 AVG WEEKDAY VOL 3374 X SEASONAL ADJ. FACTOR 1.0000 = 3374 X AXLE CORR FACTOR 0.9435 = ESTIMATED AVG DAILY TRAFFIC 3183
 FACTOR GROUP GR-05
 FACTOR GROUP A340

SR 503 MP 014.35 OFF SYSTEM ID. LEG 2 DIRECTION OF TRAFFIC BOTH WAYS LANE ALL OF

COUNT IDENTIFIER HPMS COUNTER NUMBER 002799 DESCRIPTION: ON SR 503 N/O NE GABRIEL RD

COUNT IDENTIFIER	HPMS	AM HOURS												PM HOURS	DAILY TOTAL												
		1	2	3	4	5	6	7	8	9	10	11	12														
04/18/05 MONDAY		12	1	2	3	4	5	6	7	8	9	10	11	12	1	2	3	4	5	6	7	8	9	10	11	12	DAILY TOTAL
00-15																											
15-30																											
30-45																											
45-00																											
HOUR																											
TOT																											

AM PEAK HOUR 0000 TO 0000 VOLUME 0
PM PEAK HOUR 0515 TO 0615 VOLUME 527

AM TOTAL 0
PM TOTAL 3202

COUNT IDENTIFIER	HPMS	AM HOURS												PM HOURS	DAILY TOTAL												
		1	2	3	4	5	6	7	8	9	10	11	12														
04/19/05 TUESDAY		12	1	2	3	4	5	6	7	8	9	10	11	12	1	2	3	4	5	6	7	8	9	10	11	12	DAILY TOTAL
00-15																											
15-30																											
30-45																											
45-00																											
HOUR																											
TOT																											

AM PEAK HOUR 0700 TO 0800 VOLUME 482
PM PEAK HOUR 0400 TO 0500 VOLUME 553

AM TOTAL 2610
PM TOTAL 4111

COUNT IDENTIFIER	HPMS	AM HOURS												PM HOURS	DAILY TOTAL												
		1	2	3	4	5	6	7	8	9	10	11	12														
04/20/05 WEDNESDAY		12	1	2	3	4	5	6	7	8	9	10	11	12	1	2	3	4	5	6	7	8	9	10	11	12	DAILY TOTAL
00-15																											
15-30																											
30-45																											
45-00																											
HOUR																											
TOT																											

AM PEAK HOUR 0630 TO 0730 VOLUME 512
PM PEAK HOUR 0445 TO 0545 VOLUME 547

AM TOTAL 2693
PM TOTAL 4075

SR 503 MP 014.35 OFF SYSTEM ID. LEG 2 DIRECTION OF TRAFFIC BOTH WAYS LANE ALL OF

COUNT IDENTIFIER HPMS COUNTER NUMBER 002799 DESCRIPTION: ON SR 503 N/O NE GABRIEL RD

04/21/05 THURSDAY		AM HOURS												PM HOURS												DAILY TOTAL	
COUNT	IDENTIFIER	1	2	3	4	5	6	7	8	9	10	11	12	1	2	3	4	5	6	7	8	9	10	11	12	TOT	TOT
12	1	2	3	4	5	6	7	8	9	10	11	12	1	2	3	4	5	6	7	8	9	10	11	12	48	28	
8	4	7	4	13	35	102	138	90	108	64	70	78	84	104	102	133	145	139	104	68	78	33	24	15-30	12		
3	3	5	5	13	50	102	118	96	91	74	70	74	74	115	114	149	159	116	91	61	29	26	30-45	17			
8	8	6	5	18	65	118	106	93	79	78	74	63	81	93	143	148	136	110	86	54	52	29	45-00	11			
11	13	3	15	36	76	116	118	90	68	75	52	83	73	96	139	140	137	86	69	74	50	23	TOT	48			
28	19	29	80	226	438	480	369	346	291	266	294	312	408	498	570	577	451	350	257	252	114	80	AM TOTAL	2620			
																								PM TOTAL	4163		

04/22/05 FRIDAY		AM HOURS												PM HOURS												DAILY TOTAL	
COUNT	IDENTIFIER	1	2	3	4	5	6	7	8	9	10	11	12	1	2	3	4	5	6	7	8	9	10	11	12	TOT	TOT
12	1	2	3	4	5	6	7	8	9	10	11	12	1	2	3	4	5	6	7	8	9	10	11	12	38	26	
5	5	8	7	6	41	104	127	111																	15-30	5	
3	3	5	5	12	52	113	141																		30-45	12	
3	3	6	9	25	47	90	126																		45-00	10	
10	4	5	6	35	69	120	122																		TOT	38	
26	24	27	78	209	427	516	111																		AM PEAK HOUR 0700 TO 0800 VOLUME	516	
																									PM PEAK HOUR 0000 TO 0000 VOLUME	0	
																									AM TOTAL	1456	
																									PM TOTAL	0	

04/18/05 THRU 04/22/05 TOTAL HOURS FOR COUNT 90

3 DAYS AVG WEEKDAY VOL 6757 X SEASONAL ADJ. FACTOR 1.0000 = 6757 X AXLE CORR FACTOR 0.9435 = ESTIMATED AVG DAILY TRAFFIC 6375

PEAK HOUR PERCENTAGES: K = 8.76 D = 64.70

PEAK HOUR LOCATION : VOLUME = 592 DATE: 04/21/05 TIME: 04:30 PM



Interval 60 min. 15 min.

Count(volume) Speed

Binned(CL/SP) Raw

Lane No 1 2

Direction Channel 1 EW

Direction Channel 2 NE

Data Hog # 107

Counter No. 2793 Count ID 4005

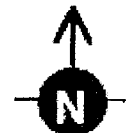
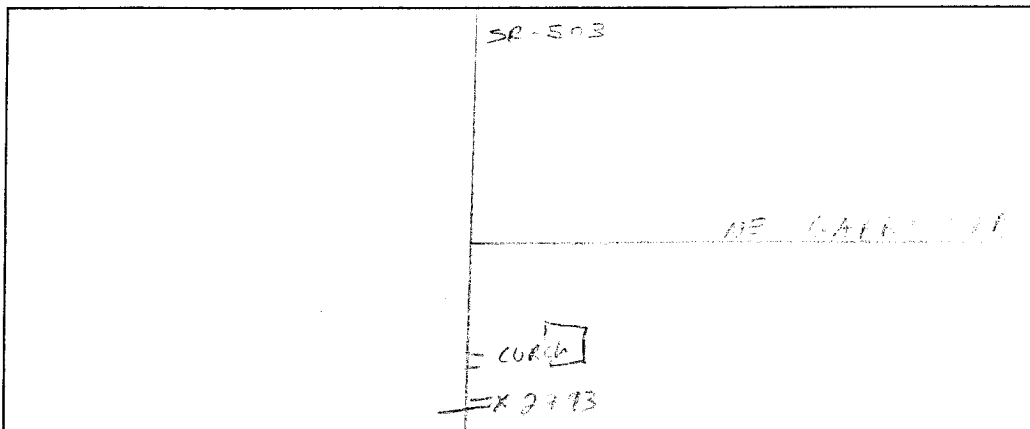
SR 503 RRT/RRQ MP 14.35

Leg 1 Direction EW/NE OSID

Station Description _ ON SR-503 g/o NE Diamond Rd

Date	Day	Time	Comments
4/18/05	2	0905	Manual (1) <u>5</u> (2) <u>2</u> Counter (1) <u>5</u> (2) <u>2</u> SET JK DB 6.21
4/19	3	0934	Manual (1) <u>23</u> (2) <u>9</u> Counter (1) <u>23</u> (2) <u>9</u> CHECK OK 6.3
4/20	4	0947	Manual (1) <u>21</u> (2) <u>12</u> Counter (1) <u>21</u> (2) <u>12</u> CHECK OK 6.2
4/21	5	1040	Manual (1) <u>15</u> (2) <u>8</u> Counter (1) <u>15</u> (2) <u>8</u> CHECK OK 6.3
4/22	6	0905	Manual (1) <u>5</u> (2) <u>2</u> Counter (1) <u>5</u> (2) <u>2</u> OK/OK 6.2

Sketch



North

[Signature]
Field Person

SR 503 MP 014.35 OFF SYSTEM ID. LEG 1 DIRECTION OF TRAFFIC SOUTHBOUND LANE ALL OF

COUNT IDENTIFIER HPMS COUNTER NUMBER 002793 DESCRIPTION: ON SR 503 S/O NE GABRIEL RD

04/18/05 MONDAY AM HOURS PM HOURS

00-15	12	1	2	3	4	5	6	7	8	9	10	11	12	TOTAL										
15-30	1	2	3	4	5	6	7	8	9	10	11	12												
30-45																								
45-00																								
HOUR																								
TOT	16	8	14	26	102	274	569	507	387	335	274	194	249	231	230	271	246	190	127	135	94	51	24	4748

AM PEAK HOUR 0000 TO 0000 VOLUME 0
PM PEAK HOUR 0350 TO 0430 VOLUME 274

04/19/05 TUESDAY AM HOURS PM HOURS

00-15	12	1	2	3	4	5	6	7	8	9	10	11	12	TOTAL											
15-30	1	2	3	4	5	6	7	8	9	10	11	12													
30-45																									
45-00																									
HOUR																									
TOT	13	12	10	26	88	270	526	520	401	342	265	229	205	249	223	230	280	205	192	129	153	104	54	25	4751

AM PEAK HOUR 0615 TO 0715 VOLUME 582
PM PEAK HOUR 0350 TO 0430 VOLUME 292

04/20/05 WEDNESDAY AM HOURS PM HOURS

00-15	12	1	2	3	4	5	6	7	8	9	10	11	12	TOTAL										
15-30	1	2	3	4	5	6	7	8	9	10	11	12												
30-45																								
45-00																								
HOUR																								
TOT	16	8	14	26	102	274	569	507	387	335	274	194	249	231	230	271	246	190	127	135	94	51	24	4748

AM PEAK HOUR 0630 TO 0730 VOLUME 603
PM PEAK HOUR 0345 TO 0445 VOLUME 278

SR 503 MP 014.35 OFF SYSTEM ID. LEG 1 DIRECTION OF TRAFFIC SOUTHBOUND LANE ALL OF

COUNT IDENTIFIER HPMS COUNTER NUMBER 002793 DESCRIPTION: ON SR 503 S/O NE GABRIEL RD

04/21/05 THURSDAY	AM HOURS												PM HOURS												DAILY TOTAL
	1	2	3	4	5	6	7	8	9	10	11	12	1	2	3	4	5	6	7	8	9	10	11	12	
12	1	2	3	4	5	6	7	8	9	10	11	12	1	2	3	4	5	6	7	8	9	10	11	12	1529
1	2	3	4	5	6	7	8	9	10	11	12	1	2	3	4	5	6	7	8	9	10	11	12	1529	
5	2	2	5	11	53	123	169	91	127	66	48	69	57	64	54	64	54	48	30	27	27	18	6		
15-30	3	2	3	17	74	130	128	106	99	69	57	63	55	62	44	102	68	48	38	32	32	12	7		
30-45	6	4	2	21	70	149	100	84	75	65	46	48	54	47	66	71	54	50	35	29	40	14	2		
45-00	4	7	2	13	38	84	139	85	68	56	42	56	43	53	69	73	63	42	42	36	21	6	8		
TOT	18	13	8	25	87	281	541	520	366	369	256	193	236	209	226	233	310	239	188	145	124	120	50	23	4780
									AM PEAK HOUR 0615 TO 0715 VOLUME 587												AM TOTAL 2677				
									PM PEAK HOUR 0400 TO 0500 VOLUME 310												PM TOTAL 2103				

04/22/05 FRIDAY
 12 1 2 3 4 5 6 7 8 9 10 11 12
 1 2 3 4 5 6 7 8 9 10 11 12
 3 3 7 8 114 114
 2 3 7 8 114 114
 3 3 7 8 114 114
 2 2 4 4 24 24
 45-00 2 3 3 7 38 86 156 113
 HOUR 10 5 9 24 85 262 518 502 114
 TOT 10 5 9 24 85 262 518 502 114

04/18/05 THRU 04/22/05
 TOTAL HOURS FOR COUNT 89
 3 DAYS
 AVG WEEKDAY VOL 4760 X SEASONAL ADJ. FACTOR 1.0000 = 4760 X AXLE CORR FACTOR 0.9435 = ESTIMATED AVG DAILY TRAFFIC 4491
 FACTOR GROUP GR-05
 FACTOR GROUP A340

AM PEAK HOUR 0630 TO 0730 VOLUME 548
 PM PEAK HOUR 0000 TO 0000 VOLUME 0
 AM TOTAL 1529
 PM TOTAL 0

SR 503 MP 014.35 OFF SYSTEM ID. LEG 1 DIRECTION OF TRAFFIC NORTHBOUND LANE ALL OF

COUNT IDENTIFIER HPMS COUNTER NUMBER 002793 DESCRIPTION: ON SR 503 S/O NE GABRIEL RD

04/18/05	MONDAY	AM HOURS												PM HOURS												DAILY TOTAL
		1	2	3	4	5	6	7	8	9	10	11	12	1	2	3	4	5	6	7	8	9	10	11	12	
00-15	12	1	2	3	4	5	6	7	8	9	10	11	12	1	2	3	4	5	6	7	8	9	10	11	12	15
15-30	1	2	3	4	5	6	7	8	9	10	11	12	1	2	3	4	5	6	7	8	9	10	11	12	15	
30-45																										14
45-00																										25
HOUR																										16
TOT																										3047

AM PEAK HOUR 0000 TO 0000 VOLUME 559 AM TOTAL 3047
 PM PEAK HOUR 0515 TO 0615 VOLUME 559 PM TOTAL 3047

04/19/05	TUESDAY	AM HOURS												PM HOURS												DAILY TOTAL
		1	2	3	4	5	6	7	8	9	10	11	12	1	2	3	4	5	6	7	8	9	10	11	12	
00-15	12	1	2	3	4	5	6	7	8	9	10	11	12	1	2	3	4	5	6	7	8	9	10	11	12	23
15-30	1	2	3	4	5	6	7	8	9	10	11	12	1	2	3	4	5	6	7	8	9	10	11	12	23	
30-45	15	9	2	2	4	3	2	27	32	31	42	42	64	52	59	86	130	144	114	99	78	63	50	27	19	22
45-00	9	2	2	2	5	13	17	40	32	33	39	44	46	58	114	107	113	136	150	85	75	50	27	19	22	
HOUR	7	3	5	3	4	11	18	48	46	40	44	48	61	54	100	104	127	134	142	78	60	55	22	21	21	
TOT	43	21	15	13	15	40	76	163	140	140	167	192	225	214	372	408	512	559	507	332	287	206	105	75	4827	

AM PEAK HOUR 1100 TO 1200 VOLUME 192 AM TOTAL 1025
 PM PEAK HOUR 0500 TO 0600 VOLUME 559 PM TOTAL 3802

04/20/05	WEDNESDAY	AM HOURS												PM HOURS												DAILY TOTAL
		1	2	3	4	5	6	7	8	9	10	11	12	1	2	3	4	5	6	7	8	9	10	11	12	
00-15	12	1	2	3	4	5	6	7	8	9	10	11	12	1	2	3	4	5	6	7	8	9	10	11	12	24
15-30	1	2	3	4	5	6	7	8	9	10	11	12	1	2	3	4	5	6	7	8	9	10	11	12	24	
30-45	9	13	3	3	1	3	30	33	40	50	48	53	57	66	65	127	127	127	127	98	56	63	43	24	24	
45-00	11	7	3	4	4	7	16	45	38	28	45	65	38	61	95	100	105	123	113	75	72	41	32	26	26	
HOUR	7	6	8	4	3	6	18	49	41	42	35	53	46	58	98	106	125	135	117	92	79	60	36	17	31	
TOT	39	27	17	12	13	28	94	170	153	143	159	215	189	237	349	371	502	550	465	331	282	211	137	98	4792	

AM PEAK HOUR 1100 TO 1200 VOLUME 215 AM TOTAL 1070
 PM PEAK HOUR 0515 TO 0615 VOLUME 550 PM TOTAL 3722

SR 503 MP 014.35 OFF SYSTEM ID. LEG 1 DIRECTION OF TRAFFIC NORTHBOUND LANE ALL OF

COUNT IDENTIFIER HPMS COUNTER NUMBER 002793 DESCRIPTION: ON SR 503 S/O NE GABRIEL RD

04/21/05 THURSDAY	AM HOURS												PM HOURS												DAILY TOTAL		
	1	2	3	4	5	6	7	8	9	10	11	12	1	2	3	4	5	6	7	8	9	10	11	12			
12	1	2	3	4	5	6	7	8	9	10	11	12	1	2	3	4	5	6	7	8	9	10	11	12	1030		
1	2	3	4	5	6	7	8	9	10	11	12	1	2	3	4	5	6	7	8	9	10	11	12	3780			
00-15	10	9	5	3	8	4	20	26	51	36	22	42	33	56	76	90	130	146	138	133	69	81	33	33	521		
15-30	14	2	2	2	6	9	17	40	36	39	34	50	47	52	93	106	109	155	117	102	65	61	35	25	521		
30-45	16	8	5	1	5	14	18	50	36	31	32	51	43	53	88	117	126	135	99	89	47	32	19	19	521		
45-00	9	8	4	4	5	14	33	50	40	28	36	45	57	58	74	114	134	125	92	56	72	60	28	18	521		
HOUR	49	27	16	10	24	41	88	166	163	134	124	188	180	219	331	427	499	561	446	380	265	249	128	95	4810		
TOT																											

AM PEAK HOUR 0715 TO 0815 VOLUME 191
PM PEAK HOUR 0445 TO 0545 VOLUME 570

AM TOTAL 1030
PM TOTAL 3780

04/22/05 FRIDAY	AM HOURS												PM HOURS												DAILY TOTAL		
	1	2	3	4	5	6	7	8	9	10	11	12	1	2	3	4	5	6	7	8	9	10	11	12			
12	1	2	3	4	5	6	7	8	9	10	11	12	1	2	3	4	5	6	7	8	9	10	11	12	521		
1	2	3	4	5	6	7	8	9	10	11	12	1	2	3	4	5	6	7	8	9	10	11	12	521			
00-15	12	15	8	4	2	8	27	35	53																521		
15-30	9	7	3	3	1	11	27	43																	521		
30-45	12	2	6	6	9	10	25	63																	521		
45-00	12	3	2	5	5	12	29	52																	521		
HOUR	45	27	19	18	17	41	108	193	53																		
TOT																											

AM PEAK HOUR 0715 TO 0815 VOLUME 211
PM PEAK HOUR 0000 TO 0000 VOLUME 0

AM TOTAL 521
PM TOTAL 0

04/18/05 THRU 04/22/05
TOTAL HOURS FOR COUNT 89

3 DAYS AVG WEEKDAY VOL 4810 X SEASONAL ADJ. FACTOR 1.0000 = 4810 X AXLE CORR FACTOR 0.9435 = ESTIMATED AVG DAILY TRAFFIC 4538

FACTOR GROUP GR-05

FACTOR GROUP A340

SR 503 MP 014.35 OFF SYSTEM ID. LEG 1 DIRECTION OF TRAFFIC BOTH WAYS LANE ALL OF

COUNT IDENTIFIER HPMS COUNTER NUMBER 002793 DESCRIPTION: ON SR 503 S/O NE GABRIEL RD

04/18/05 MONDAY AM HOURS

00-15	12	1	2	3	4	5	6	7	8	9	10	11	12	DAILY TOTAL
15-30	1	2	3	4	5	6	7	8	9	10	11	12		
30-45														
45-00														
TOT														4421

PM HOURS

00-15														
15-30														
30-45														
45-00														
TOT														4421

AM PEAK HOUR 0000 TO 0000 VOLUME 0 AM TOTAL 0
PM PEAK HOUR 0400 TO 0500 VOLUME 772 PM TOTAL 4421

04/19/05 TUESDAY AM HOURS

00-15	12	1	2	3	4	5	6	7	8	9	10	11	12	DAILY TOTAL
15-30	1	2	3	4	5	6	7	8	9	10	11	12		
30-45														
45-00														
TOT														4421

PM HOURS

00-15														
15-30														
30-45														
45-00														
TOT														4421

AM PEAK HOUR 0630 TO 0730 VOLUME 686 AM TOTAL 3727
PM PEAK HOUR 0400 TO 0500 VOLUME 792 PM TOTAL 5851

04/20/05 WEDNESDAY AM HOURS

00-15	12	1	2	3	4	5	6	7	8	9	10	11	12	DAILY TOTAL
15-30	1	2	3	4	5	6	7	8	9	10	11	12		
30-45														
45-00														
TOT														4421

PM HOURS

00-15														
15-30														
30-45														
45-00														
TOT														4421

AM PEAK HOUR 0630 TO 0730 VOLUME 729 AM TOTAL 3776
PM PEAK HOUR 0500 TO 0600 VOLUME 796 PM TOTAL 5764

TRIP SYSTEM
15 MINUTE TRAFFIC COUNT SUMMARY

SR 503 MP 014.35 OFF SYSTEM ID. LEG 1 DIRECTION OF TRAFFIC BOTH WAYS LANE ALL OF

COUNT IDENTIFIER HPMS COUNTER NUMBER 002793 DESCRIPTION: ON SR 503 S/O NE GABRIEL RD

04/21/05 THURSDAY	AM HOURS												PM HOURS												DAILY TOTAL
	1	2	3	4	5	6	7	8	9	10	11	12	1	2	3	4	5	6	7	8	9	10	11	12	
12	1	2	3	4	5	6	7	8	9	10	11	12	1	2	3	4	5	6	7	8	9	10	11	12	9590
TOT	67	40	24	35	111	322	629	686	529	503	380	381	416	428	557	660	809	800	634	525	389	369	178	118	2050

AM PEAK HOUR 0630 TO 0730 VOLUME 702
PM PEAK HOUR 0430 TO 0530 VOLUME 827

04/22/05 FRIDAY	AM HOURS												PM HOURS												DAILY TOTAL
	1	2	3	4	5	6	7	8	9	10	11	12	1	2	3	4	5	6	7	8	9	10	11	12	
12	1	2	3	4	5	6	7	8	9	10	11	12	1	2	3	4	5	6	7	8	9	10	11	12	2050
TOT	55	32	28	42	102	303	626	695	167																2050

AM PEAK HOUR 0645 TO 0745 VOLUME 715
PM PEAK HOUR 0000 TO 0000 VOLUME 0

04/18/05 THRU 04/22/05 TOTAL HOURS FOR COUNT 89

3 DAYS AVG WEEKDAY VOL 9569 X SEASONAL ADJ. FACTOR 1.0000 = 9569 X AXLE CORR FACTOR 0.9435 = ESTIMATED AVG DAILY TRAFFIC 9028

PEAK HOUR PERCENTAGES: K = 8.64 D = 67.84
PEAK HOUR LOCATION : VOLUME = 827 DATE: 04/21/05 TIME: 04:30 PM

04/21/05 THURSDAY