



Interval 15 MIN 60 MIN
 Count(volume) Binned(CL/SP)
 Speed Lane No 1 2

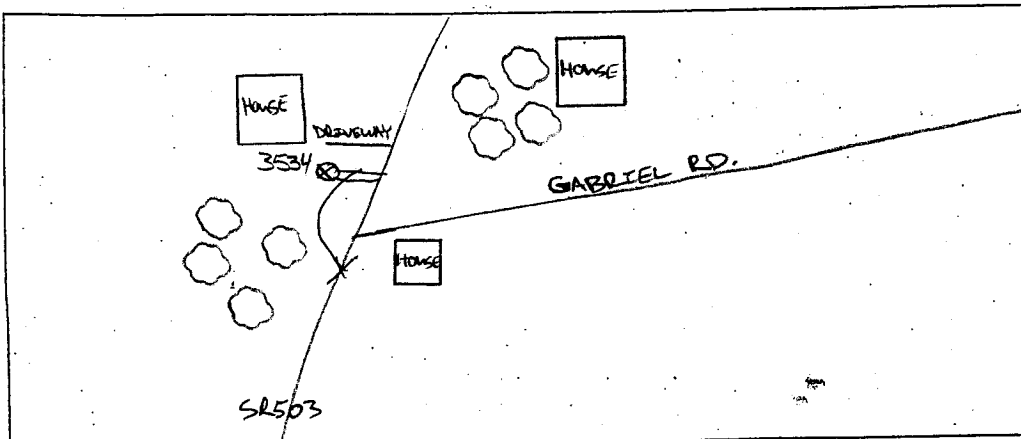
Direction CH #1 _____
 Direction CH.#2 _____
 Data Hog # 3165

Counter No. 32-3534 Count ID HPMS
 SR 503 RRT/RRQ _____ MP 14.35
 Leg 2 Direction SB OSID _____

Station Description ON SR 503 ^{NE} S/O GABRIEL RD.

Date	Day	Time	Comments
8/6/07	2	1421	Manual (1) <u>1</u> (2) _____ Counter (1) <u>1</u> (2) _____ Set OK RT 6.4
8/7	3	1029	Manual (1) <u>9</u> (2) _____ Counter (1) <u>9</u> (2) _____ Check OK RT 6.4
8/8	4	1002	Manual (1) <u>15</u> (2) _____ Counter (1) <u>15</u> (2) _____ Check OK RT 6.3
8/9	5		Manual (1) _____ (2) _____ Counter (1) _____ (2) _____ NO check RT
8/10	6	811	Manual (1) <u>1</u> (2) _____ Counter (1) <u>1</u> (2) _____ P/W OK RT 6.2

Sketch



North

RT

Field Person



Interval 15 MIN 60 MIN
 Count(volume) Binned(CL/SP)
 Speed Lane No 1 2

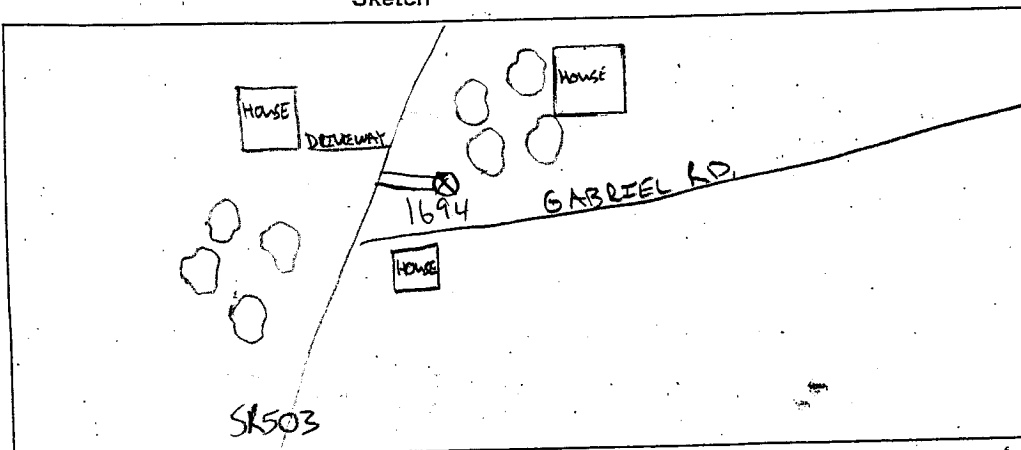
Direction CH #1 _____
 Direction CH #2 _____
 Data Hog # 3165

Counter No. 32-¹⁶⁹⁴~~4447~~ Count ID HPMS
 SR 503 RRT/RRQ _____ MP 14.35
 Leg 2 Direction NB OSID _____

Station Description ON SR503 N/O GABRIEL RD ^{NE}

Date	Day	Time	Comments
8/6/07	2	1422	Manual (1) 1 (2) <u>1694</u> Counter (1) 1 (2) <u>1432</u> Bad CNTR replaced with 1694 @ 1432 Set OK RT 6.2
8/7	3	1035	Manual (1) 19 (2) _____ Counter (1) 19 (2) _____ Check OK RT 6.2
8/8	4	956	Manual (1) 28 (2) _____ Counter (1) 28 (2) _____ Check OK RT 6.2
8/9	5		Manual (1) _____ (2) _____ Counter (1) _____ (2) _____ NO Check RT
8/10	6	807	Manual (1) _____ (2) _____ Counter (1) _____ (2) _____ P/W OK RT 6.1

Sketch



RT

Field Person

SR 503 MP 014.35 OFF SYSTEM ID. LEG 2 DIRECTION OF TRAFFIC SOUTHBOUND LANE ALL OF
 COUNT IDENTIFIER HPMS COUNTER NUMBER 323534 DESCRIPTION: ON SR 503 S/O NE GABRIEL RD

08-06-07 MONDAY AM HOURS	CARS PICKUPS	BUS	SINGLE MED	UNITS HVY	4+	SINGLE UNIT %	DOUBLE 4-	UNITS 5	DOUBLE 6+	DOUBLE UNIT %	5-	TRAINS 6	7+	TRAIN %	TRUCK %	CLASS UNKNOWN	TOTAL VEHICLES
12 - 1	1																
1 - 2	2																
2 - 3	3																
3 - 4	4																
4 - 5	5																
5 - 6	6																
6 - 7	7																
7 - 8	8																
8 - 9	9																
9 - 10	10																
10 - 11	11																
11 - 12	12																
AM TOTAL	2643	2	251	3	1	8.8	8	5	.4						9.2	10	2923
PM TOTAL	2643	2	251	3	1	8.8	8	5	.4						9.2	10	2923
DAY TOTAL	2643	2	251	3	1	8.8	8	5	.4						9.2	10	2941

2-AXLE EQUIVALENT

SR 503 MP 014.35

OFF SYSTEM ID.

LEG 2

DIRECTION OF TRAFFIC SOUTHBOUND

LANE ALL OF

COUNT IDENTIFIER HPMS

COUNTER NUMBER 323534

DESCRIPTION: ON SR 503 S/O NE GABRIEL RD

DAY	AM TOTAL	PM TOTAL	CARS PICKUPS	BUS	SINGLE MED	UNITS HVY	4+	SINGLE UNIT %	DOUBLE 4-	DOUBLE 5	DOUBLE 6+	DOUBLE UNIT %	5-	TRAINS 6	TRAINS 7+	TRAIN %	TRUCK	CLASS UNKNOWN	TOTAL VEHICLES	
08-08-07																				
WEDNESDAY																				
AM HOURS			37		2			5.1									5.1		39	
12 - 1			18		1			5.0									5.0		20	
1 - 2			17																17	
2 - 3			6		1			30.8	1			7.7					38.5		13	
3 - 4			14		1			6.7									6.7		15	
4 - 5			32		4			10.0									10.0		40	
5 - 6			74	4	10			18.1									18.1		94	
6 - 7			83	2	10			14.7									17.6		102	
7 - 8			97	2	9			10.2	1	2	1	2.0			1		13.1		137	
8 - 9			132	1	19			18.9	1	1	1	2.2			1		18.9		122	
9 - 10			162	1	19			13.8	1	1	1	.6			1		15.1		159	
10 - 11				4	25			15.8	1	1	1	1.5					17.3		196	
11 - 12																				
PM HOURS			197		18			8.8	5	1	1	3.1			1		12.4		226	
12 - 1			221	2	26			11.5	2			.8					12.3		252	
1 - 2			281	1	35			12.3	1			.3					13.0		324	
2 - 3			333	1	29			8.7	2	1	1	1.1					9.8		369	
3 - 4			430	1	43			9.4	2	1	1	.6			1		10.4		481	
4 - 5			480	1	40			8.4	1			.2					8.6		526	
5 - 6			443		43	2		9.2	1			.2					9.4	1	489	
6 - 7			322		23			6.9				.4					6.9	3	346	
7 - 8			256		13			4.8		1		.4					5.1	3	273	
8 - 9			261		17			6.1				.6					6.1	1	279	
9 - 10			169		10			5.5				.6					6.1	1	181	
10 - 11			95		6			5.9				.6					5.9		101	
11 - 12																				
AM TOTAL	788			14	101	17	2	14.0	4	4	2	1.0			3		15.4	19	954	
PM TOTAL	3488			5	303	14	3	8.4	14	4	3	.5			3		9.1	9	3847	
DAY TOTAL	4276			19	404	31	5	9.6	18	8	5	.6			6		10.4	28	4801	
																				4879

2-AXLE EQUIVALENT

SR 503 MP 014.35 OFF SYSTEM ID. LEG 2 DIRECTION OF TRAFFIC SOUTHBOUND LANE ALL OF
COUNT IDENTIFIER HPMS COUNTER NUMBER 323534 DESCRIPTION: ON SR 503 S/O NE GABRIEL RD

08-10-07	FRIDAY	AM HOURS	CARS PICKUPS	BUS	SINGLE MED	UNITS HVY	4+	SINGLE UNIT %	DOUBLE UNITS	4-	5	6+	DOUBLE UNIT %	5-	6	7+	TRAIN %	TRUCK %	CLASS UNKNOWN	TOTAL VEHICLES	
12 - 1			41		4			8.7										8.7		1	46
1 - 2			23		3			11.1										11.1		1	27
2 - 3			18		1			5.3										5.3		19	6
3 - 4			6																	6	14
4 - 5			13			1		7.1										7.1		3	37
5 - 6			30			3		10.8										10.8		4	107
6 - 7			75	4		21		25.2		1								25.2		4	107
7 - 8			80			10		14.4										14.4		2	97
8 - 9																					
9 - 10																					
10 - 11																					
11 - 12																					
PM HOURS																					
12 - 1																					
1 - 2																					
2 - 3																					
3 - 4																					
4 - 5																					
5 - 6																					
6 - 7																					
7 - 8																					
8 - 9																					
9 - 10																					
10 - 11																					
11 - 12																					
AM TOTAL			286	4	43	6	1	15.3	2				.6				15.9		11	353	
PM TOTAL																					
DAY TOTAL			286	4	43	6	1	15.3	2				.6				15.9		11	353	

08-06-07 THRU 08-10-07
AVERAGE WEEKDAY CLASSIFICATION VOLUMES *****
CARS PICKUPS | BUS MED HVY | 4+ | SINGLE UNIT % | DOUBLE UNITS | 4- | 5 | 6+ | DOUBLE UNIT % | 5- | 6 | 7+ | TRAIN % | TRUCK % | CLASS UNKNOWN | TOTAL VEHICLES
4279 | 15 | 429 | 27 | 8 | 9.9 | 19 | 12 | 4 | .7 | 1 | 4 | .1 | 10.8 | 20 | 4818
AMD 2-AXLE EQUIVALENT

08-06-07 THRU 08-10-07
TOTAL HOURS FOR COUNT 89
3 DAYS
AVG WEEKDAY VOL 4818 X SEASONAL ADJ. FACTOR 0.8800 = ESTIMATED AVG DAILY TRAFFIC 4240

STATE OF WASHINGTON - DEPARTMENT OF TRANSPORTATION
 TRIP SYSTEM
 HOURLY TRAFFIC CLASSIFICATION SUMMARY

SR 503	MP 014.35	OFF SYSTEM ID.	COUNTER NUMBER 321694	LEG 2	DESCRIPTION: ON SR 503 N/O NE GABRIEL RD	DIRECTION OF TRAFFIC NORTHBOUND	LANE ALL OF								
COUNT IDENTIFIER	HPMS	COUNTER NUMBER	321694	DESCRIPTION:	ON SR 503 N/O NE GABRIEL RD										
08-07-07															
TUESDAY															
AM HOURS	CARS PICKUPS	BUS	SINGLE MED	HVY	4+	SINGLE UNIT %	DOUBLE 4-5	DOUBLE 6+	DOUBLE UNIT %	5-6	TRAINS 7+	TRAIN %	TRUCK %	CLASS UNKNOWN	TOTAL VEHICLES
12 - 1	16		1			12.5							12.5		8
1 - 2	7														16
2 - 3	16														32
3 - 4	31														96
4 - 5	81	1	12		1	13.5	1	1	2.1					1	302
5 - 6	271		29	1		9.9									524
6 - 7	459		59			11.3	3	2	1.1						399
7 - 8	362	1	34	1		8.8	2	1	.5						323
8 - 9	288		30	2		10.2	1	1	.3	1		.3		1	305
9 - 10	279		23	2		8.2	1	1	1.2					1	248
10 - 11	227		15	1		6.9	4	3	2.4						289
11 - 12	256		24	1	1	9.0									
PM HOURS															
12 - 1	218		20	2	1	9.4	1	1	.8					1	244
1 - 2	217	2	25	3	1	11.9	1	3	1.6		1	.4		1	252
2 - 3	196		14	2		7.8	1	3	1.4					1	217
3 - 4	231	5	17	1	1	8.9	1	1	.8					1	257
4 - 5	235		20	2		7.6	2	3	1.9					2	262
5 - 6	241		25	2		9.9			.7					2	272
6 - 7	176		15	1		8.2								2	194
7 - 8	151		14	1		9.0								2	166
8 - 9	110		15			11.9	1	1	.8					2	126
9 - 10	88		6			6.2			1.0					1	97
10 - 11	69													1	70
11 - 12	28		2			6.5								1	31
AM TOTAL	2293	2	228	8	2	9.4	12	7		1				3	2558
PM TOTAL	1960	7	173	12	2	8.9	9	11	.9	1	1			13	2188
DAY TOTAL	4253	9	401	20	4	9.1	21	18	.9	1	1			16	4746
															4817

2-AXLE EQUIVALENT

SR 503 MP 014.35

OFF SYSTEM ID.

LEG 2

DIRECTION OF TRAFFIC NORTHBOUND

LANE ALL OF

COUNT IDENTIFIER HPMS

COUNTER NUMBER 321694

DESCRIPTION: ON SR 503 N/O NE GABRIEL RD

08-08-07 WEDNESDAY AM HOURS	CARS PICKUPS	BUS	SINGLE MED	UNITS HVV	4+	SINGLE UNIT %	DOUBLE 4-	DOUBLE 5	DOUBLE 6+	DOUBLE UNIT %	5-	TRAINS 6	TRAINS 7+	TRAIN %	TRUCK %	CLASS UNKNOWN	TOTAL VEHICLES
12 - 1	21					14.3									14.3	2	23
1 - 2	6		1			12.5									12.5		7
2 - 3	14		1			7.9									7.9		16
3 - 4	32	1	3			10.5	1			2.1					12.6	3	38
4 - 5	83		9			8.6		1							12.0	1	95
5 - 6	264		24			11.4	2	3		.4			1		12.3	1	290
6 - 7	446		43			11.3	1	2		.9					11.6	3	508
7 - 8	371		29			8.3	2	1	1	1.3					9.3	1	423
8 - 9	263	1	23			7.9	2	1		1.0					10.5	1	301
9 - 10	272	2	19			9.1	2	2		.7					10.6	2	280
10 - 11	255		24			8.8	2		1	1.3			1		6.8		286
11 - 12	203		17			5.3	2			1.1					11.3	1	227
PM HOURS						10.9	1		1	.5					12.2		265
1 - 2	246	1	14			11.4	1			.8					11.3	2	245
2 - 3	196		19			9.8	3	1		1.5					9.9		252
3 - 4	215		25			5.2	2			.8					4.8		211
4 - 5	233	3	21			4.8	1			.8					5.2		227
5 - 6	227		11			10.5				.7					11.3	1	200
6 - 7	200		7			4.9	1			.8					8.3		159
7 - 8	159		14			8.3				.7					4.0		118
8 - 9	118		7			9.0				.8					10.6	1	134
9 - 10	134		5			8.2				.8					9.0	1	54
10 - 11	54		1			9.8				.8					9.9	2	22
11 - 12	22					8.2				.8					9.0		25
AM TOTAL	2281	4	231			9.0	11	9	1	.8			1		10.6	14	2568
PM TOTAL	2007	5	163			8.2	13	2	2	.8			1		9.0	6	2213
DAY TOTAL	4288	9	394			9.0	24	11	3	.8			2	.1	9.9	20	4781
															2-AXLE EQUIVALENT		4852

STATE OF WASHINGTON - DEPARTMENT OF TRANSPORTATION
 TRIP SYSTEM
 HOURLY TRAFFIC CLASSIFICATION SUMMARY

SR 503	MP 014.35	OFF SYSTEM ID.	LEG 2	DIRECTION OF TRAFFIC	NORTHBOUND	LANE ALL	OF										
COUNT IDENTIFIER	HPMS	COUNTER NUMBER	321694	DESCRIPTION: ON SR 503 N/O NE GABRIEL RD													
08-09-07																	
THURSDAY																	
AM HOURS	CARS PICKUPS	BUS	SINGLE MED	HVY	4+	SINGLE UNIT	DOUBLE 4-	5	6+	DOUBLE UNIT	5-	6	7+	TRAIN %	TRUCK %	CLASS UNKNOWN	TOTAL VEHICLES
12 -	19		2			9.5									9.5		21
1 -	9		1			10.0									10.0		10
2 -	13	1	1			13.3									13.3		15
3 -	24		5			15.6									15.6		32
4 -	82		11			11.7	1								12.8		94
5 -	247		23			8.5	1								8.9		271
6 -	419		53	2		11.5	1	1	2						12.1		479
7 -	382		32	2	1	8.3	1	1	1						9.2		422
8 -	301	1	27	3		9.2	1	5	1						10.9		338
9 -	275	2	29	3		10.6	1	1	1						11.3		310
10 -	241		29	3	1	11.8	1	1	1						13.6		280
11 -	236	1	22	1		9.1				2			1	.4	9.9		263
PM HOURS																	
12 -	219		27	2		11.6	1						1	.4	12.4		251
1 -	224		19	1		8.1	1						1	.4	8.5		246
2 -	231		19	4	1	9.2		2							10.4		260
3 -	241		32	2		12.3			1						12.6		277
4 -	252	3	21	1		9.0	1						1	.4	9.7		279
5 -	292		25	1		8.2		1							8.5		319
6 -	223		22	1		9.3	1								9.7		247
7 -	192		11	2		6.3	1								6.8		206
8 -	99		6			5.7				1				.9	6.6		106
9 -	101		9			8.1									8.1		111
10 -	69		4			5.3									5.3		75
11 -	37		1			2.6									2.6		39
AM TOTAL	2248	5	235	13	2	10.1	7	9	4					.8	11.0		2535
PM TOTAL	2180	3	196	14	1	8.9	6	3	1					.4	9.4		2416
DAY TOTAL	4428	8	431	27	3	9.5	13	12	5					.6	10.2	17	4951
															2-AXLE EQUIVALENT		5025

STATE OF WASHINGTON - DEPARTMENT OF TRANSPORTATION
TRIP SUMMARY
HOURLY TRAFFIC CLASSIFICATION SUMMARY

SR 503 MP 014.35 OFF SYSTEM ID. LEG 2 DIRECTION OF TRAFFIC NORTHBOUND LANE ALL OF
COUNT IDENTIFIER HPMS COUNTER NUMBER 321694 DESCRIPTION: ON SR 503 N/O NE GABRIEL RD

08-10-07	CARS PICKUPS	BUS	SINGLE MED	HVY	4+	SINGLE UNIT %	DOUBLE 4-	5	6+	DOUBLE UNIT %	5- TRAINS 6	7+	TRAIN %	TRUCK %	CLASS UNKNOWN	TOTAL VEHICLES
FRIDAY AM HOURS	25		2			7.4								7.4		27
12 - 1	13		1			7.1								7.1		14
1 - 2	11	1				8.3								6.3		12
2 - 3	15					6.3								13.1		16
3 - 4	86					11.1	1		1	2.0				8.5		99
4 - 5	227					8.5				.5				12.3		248
5 - 6	369					11.8				1.3				10.6		422
6 - 7	344					9.1					1					386
7 - 8																
8 - 9																
9 - 10																
10 - 11																
11 - 12																
PM HOURS																
12 - 1																
1 - 2																
2 - 3																
3 - 4																
4 - 5																
5 - 6																
6 - 7																
7 - 8																
8 - 9																
9 - 10																
10 - 11																
11 - 12																
AM TOTAL	1090	1	117	4		10.0	8	1		.7		1	.1	10.8		1224
PM TOTAL																
DAY TOTAL	1090	1	117	4		10.0	8	1		.7		1	.1	10.8		1224

08-06-07 THRU 08-10-07

AVERAGE WEEKDAY CLASSIFICATION VOLUMES *****

AVERAGE WEEKDAY VOLUME	CARS PICKUPS	BUS	SINGLE MED	HVY	4+	SINGLE UNIT %	DOUBLE 4-	5	6+	DOUBLE UNIT %	5- TRAINS 6	7+	TRAIN %	TRUCK %	CLASS UNKNOWN	TOTAL VEHICLES
4323	9	409	24	4		9.2	19	14	3	.7		2	.1	10.1		4826
																4898

TOTAL HOURS FOR COUNT 89
 3 DAYS
 AVG WEEKDAY VOL 4826 X SEASONAL ADJ. FACTOR 0.8800 = ESTIMATED AVG DAILY TRAFFIC 4247

STATE OF WASHINGTON - DEPARTMENT OF TRANSPORTATION
 TRIP SYSTEM
 HOURLY TRAFFIC CLASSIFICATION SUMMARY

SR 503	MP 014.35	OFF SYSTEM ID.	LEG 2	DIRECTION OF TRAFFIC	BOTH WAYS	LANE ALL	OF										
COUNT IDENTIFIER	HPMS	COUNTER NUMBER	321694	DESCRIPTION: ON SR 503 N/O NE GABRIEL RD													
08-06-07																	
MONDAY																	
AM HOURS	CARS PICKUPS	BUS	SINGLE MED	HVY	4+	SINGLE UNIT %	DOUBLE UNITS 4-	5	6+	DOUBLE UNIT %	5-	TRAINS 6	7+	TRAIN %	TRUCK %	CLASS UNKNOWN	TOTAL VEHICLES
12 - 1	114		7			5.6									5.6	3	124
11 - 12	217		20			8.4									8.4	1	238
10 - 11	307		17			5.2			1						5.5	1	326
9 - 10	445		32			9.2									9.2	1	360
8 - 9	445	1	35			7.0	1		1					.2	7.7	1	483
7 - 8	613	1	55			8.3	2								8.8	2	674
6 - 7	738		67			8.4	2								8.9	1	811
5 - 6	659	6	65			9.7	6		4						11.0	4	745
4 - 5	529	1	69			12.2	3		1						12.2	5	608
3 - 4																	
2 - 3																	
1 - 2																	
PM HOURS																	
12 - 1																	
11 - 12																	
10 - 11																	
9 - 10																	
8 - 9																	
7 - 8																	
6 - 7																	
5 - 6																	
4 - 5																	
3 - 4																	
2 - 3																	
1 - 2																	
AM TOTAL	3948	8	365	7	1	8.7	11	8	1	.5			1		9.2	19	4369
PM TOTAL	3948	8	365	7	1	8.7	11	8	1	.5			1		9.2	19	4369
DAY TOTAL	3948	8	365	7	1	8.7	11	8	1	.5			1		9.2	19	4369
																	4401

2-AXLE EQUIVALENT

STATE OF WASHINGTON - DEPARTMENT OF TRANSPORTATION
 TRIP SYSTEM
 HOURLY TRAFFIC CLASSIFICATION SUMMARY

SR 503 MP 014.35 OFF SYSTEM ID. LEG 2 DIRECTION OF TRAFFIC BOTH WAYS LANE ALL OF
 COUNT IDENTIFIER HPMS COUNTER NUMBER 321694 DESCRIPTION: ON SR 503 N/O NE GABRIEL RD

08-07-07 TUESDAY AM HOURS	CARS PICKUPS	BUS	SINGLE MED	UNITS HVV	4+	SINGLE UNIT %	DOUBLE 4-	UNITS 5	6+	DOUBLE UNIT %	5-	TRAINS 6	7+	TRAIN %	TRUCK %	CLASS UNKNOWN	TOTAL VEHICLES
12 - 1	55		1			4.0									1.8	1	56
1 - 2	23														4.0		25
2 - 3	35														4.3	1	35
3 - 4	43		1			2.2	1			2.2					16.2	1	46
4 - 5	85	1	12	2		14.3	1	1		1.9			1		11.8	2	105
5 - 6	305	4	36	1		11.8	3	3	1	1.1			1	.2	13.0	1	348
6 - 7	539	7	72	1		11.8	4	1		.8		1			10.5	2	621
7 - 8	453	2	44	3		9.7	2	1		.7					12.7	2	506
8 - 9	396	3	46	4	1	11.8	1	2	1	.7				.2	10.3	1	456
9 - 10	393		37	3		10.3	1	2	1	1.0					11.2	3	439
10 - 11	360		38	3		10.3	1	2		2.5					14.3	3	409
11 - 12	409	2	50	3	1	11.7	8	4							11.4	2	477
PM HOURS																	
12 - 1	401	1	42	2	3	10.5	2	2		.9			1	.2	12.9	1	455
1 - 2	430	2	45	9	2	11.7	1	4		1.0					10.4	1	495
2 - 3	429	3	36	5	3	9.2	1	5		1.3					11.3	1	480
3 - 4	609	6	66	2		10.7	2	2		.6					10.0	2	689
4 - 5	655		62	2		8.5	4	6	1	.5		1		.1	9.6	4	730
5 - 6	757		73	2	1	9.0	4			.5					9.6	4	842
6 - 7	610		60	3		9.3	4	2		.3					8.2	4	679
7 - 8	425		36	2	1	8.3	4	1		.9					9.2	2	468
8 - 9	368		31	1		8.0	1	1		.5					8.5	2	402
9 - 10	326		21			6.0	1			.6					6.6	1	351
10 - 11	205		14			6.4									6.4	1	220
11 - 12	113		7			5.8									5.8	1	121
AM TOTAL	3097	12	338	20	5	10.6	21	13	2	1.0		1	1	.1	11.7	13	3523
PM TOTAL	5328	9	493	26	10	9.1	22	21	1	.7		1	1		9.8	20	5932
DAY TOTAL	8425	21	831	46	15	9.7	43	34	3	.8		2	2		10.5	33	9455
															2-AXLE EQUIVALENT		9602

SR 503 MP 014.35 OFF SYSTEM ID. LEG 2 DIRECTION OF TRAFFIC BOTH WAYS LANE ALL OF
COUNT IDENTIFIER HPMS COUNTER NUMBER 321694 DESCRIPTION: ON SR 503 N/O NE GABRIEL RD

08-08-07 WEDNESDAY AM HOURS	CARS PICKUPS	BUS	SINGLE MED	UNITS HVY	4+	SINGLE UNIT %	DOUBLE 4-	UNITS 5	6+	DOUBLE UNIT %	5-	TRAINS 6	7+	TRAIN %	TRUCK %	CLASS UNKNOWN	TOTAL VEHICLES
12 - 1	58		2			3.2									3.2	2	62
1 - 2	24		2			7.4									7.4	1	27
2 - 3	31	1	4	3		6.1	1	1	2	2.0				6.1	5	33	
3 - 4	38		10	1		13.7				1.8				15.7	5	37	
4 - 5	97		28	1		10.0								11.8	5	110	
5 - 6	296	4	65	6	2	8.8	2	5	1	1.3				8.8	4	330	
6 - 7	520	2	53	6	2	12.5	1	5	1	1.1				13.0	4	602	
7 - 8	454	2	38	4	1	10.3	3	3	1	1.6				12.1	1	525	
8 - 9	379	2	42	3	1	11.3	1	3	1	1.7				12.1	3	438	
9 - 10	369	2	38	3	1	10.0	3	1	1	1.7				10.9	4	423	
10 - 11	387	3	49	4	1	11.8	3	3	1	1.5				13.3	2	439	
11 - 12	416	4	35	3	1	8.8	7	1	2	2.2				11.5	1	453	
PM HOURS																	
12 - 1	400	1	40	1	1	8.3	4	1	1	1.0				9.5	1	517	
1 - 2	467	2	54	6	2	11.7	2	2	1	1.4				12.3	1	545	
2 - 3	477	2	54	6	2	9.8	3	2	1	1.0				10.7	1	614	
3 - 4	548	4	64	3	1	9.5	5	2	1	1.9				10.7	3	746	
4 - 5	663	1	62	3	1	8.0	3	1	1	1.1				9.0	1	778	
5 - 6	707		54	2		8.6	1			.4				8.1	3	700	
6 - 7	643		30	1		6.2		1		.5				7.1	3	513	
7 - 8	481		27			6.7				.2				5.9	1	406	
8 - 9	374		24			5.7	1			.2				6.6	2	421	
9 - 10	395		15			6.2			1	.4				5.6	2	241	
10 - 11	223		7			5.6										126	
11 - 12	117																
AM TOTAL	3069	18	332	30	5	10.9	15	13	3	.9				11.9	33	3522	
PM TOTAL	5495	10	466	25	5	8.3	27	6	5	.6				9.1	15	6060	
DAY TOTAL	8564	28	798	55	10	9.3	42	19	8	.7				10.1	48	9582	

2-AXLE EQUIVALENT 9730



Interval 15 MIN 60 MIN
 Count(volume) Binned(CL/SP)
 Speed Lane No 1 2

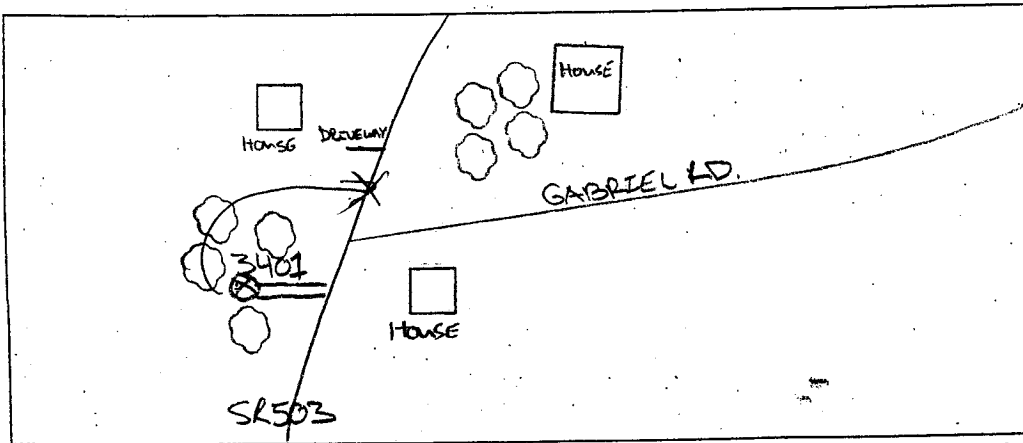
Direction CH #1 _____
 Direction CH #2 _____
 Data Hog # _____

Counter No. 32-3401 Count ID HPMS
 SR 503 RRT/RRQ _____ MP 14.35
 Leg 1 Direction SB OSID _____

Station Description ON SL 503 ^{NE} #10 GABRIEL RD.

Date	Day	Time	Comments
8/6/07	2	1353	Manual (1) <u>1</u> (2) _____ Counter (1) <u>1</u> (2) _____ Set OK RT 6.4
8/7	3	1051	Manual (1) <u>18</u> (2) _____ Counter (1) <u>18</u> (2) _____ Check OK RT 6.4
8/8	4	1329	Manual (1) <u>16</u> (2) _____ Counter (1) <u>16</u> (2) _____ Check OK RT 6.3
8/9	5		Manual (1) _____ (2) _____ Counter (1) _____ (2) _____ NO check RT
8/10	6	830	Manual (1) <u>1</u> (2) _____ Counter (1) <u>1</u> (2) _____ PIW OK RT 6.1

Sketch



RT

Field Person



Interval 15 MIN 60 MIN
 Count(volume) Binned(CL/SP)
 Speed Lane No 1 2

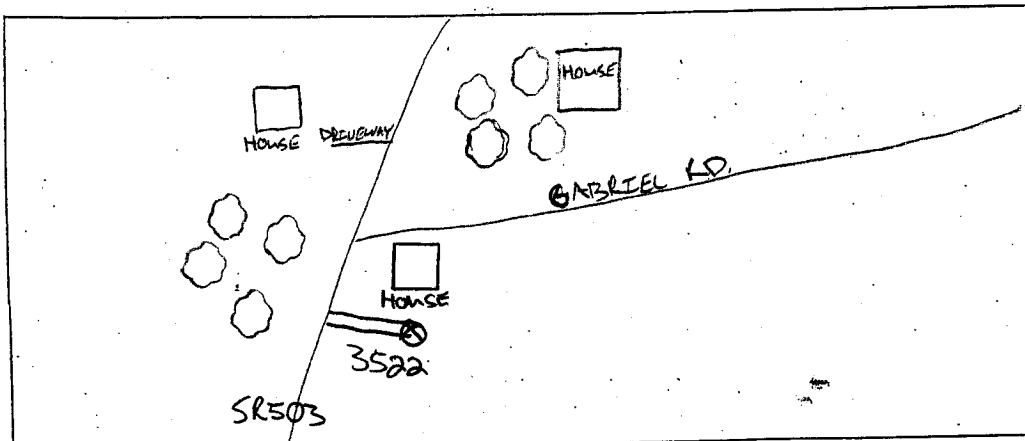
Direction CH #1 _____
 Direction CH #2 _____
 Data Hog # 3165

Counter No. 32-3502 Count ID HPMS
 SR 503 RRT/RRQ _____ MP 14.35
 Leg 1 Direction NB OSID _____

Station Description ON SR 503 S/O GABRIEL RD NE

Date	Day	Time	Comments
8/6/07	2	1351	Manual (1) <u>1</u> (2) _____ Counter (1) <u>1</u> (2) _____ Set OK RT 6.5
8/7	3	1044	Manual (1) <u>12</u> (2) _____ Counter (1) <u>12</u> (2) _____ Check OK RT 6.4
8/8	4	1324	Manual (1) <u>20</u> (2) _____ Counter (1) <u>20</u> (2) _____ Check OK RT 6.4
8/9	5		Manual (1) _____ (2) _____ Counter (1) _____ (2) _____ NO Check RT
8/10	6	828	Manual (1) <u>1</u> (2) _____ Counter (1) <u>1</u> (2) _____ PIN OK RT 6.4

Sketch



North

RT

Field Person

STATE OF WASHINGTON - DEPARTMENT OF TRANSPORTATION
 TRIP SYSTEM
 HOURLY TRAFFIC CLASSIFICATION SUMMARY

SR 503 MP 014.35 OFF SYSTEM ID. LEG 1 DIRECTION OF TRAFFIC SOUTHBOUND LANE ALL OF
 COUNT IDENTIFIER HPMS COUNTER NUMBER 323401 DESCRIPTION: ON SR 503 S/O NE GABRIEL RD

08-06-07 MONDAY AM HOURS	CARS PICKUPS	BUS	SINGLE MED	UNITS HVVY	4+	SINGLE UNIT %	DOUBLE 4-	UNITS 5	6+	DOUBLE UNIT %	5-	TRAINS 6	7+	TRAIN %	TRUCK %	CLASS UNKNOWN	TOTAL VEHICLES	
12 - 1	166		20	3	1	12.4	2	2		2.1					14.4	1	194	
1 - 2	174		25	1		13.0				1.0					13.0		200	
2 - 3	177		19	1		11.8				1.0					12.8		203	
3 - 4	187	4	10			5.5	1	2		2.2					6.0		199	
4 - 5	119		11			9.0	2	1		1.7					11.2		134	
5 - 6	110	1	4			3.4			1				1	.8	5.9	1	118	
6 - 7	83		10			10.6									10.6	1	94	
7 - 8	87		4			4.3									4.3	1	92	
8 - 9	37		3			7.5									7.5	1	40	
9 - 10	17		1			5.3									5.3	1	19	
10 - 11																		
11 - 12																		
AM TOTAL	1157		107	6	1	9.2	6	5	1	.9			1	.1	10.2	4	1293	
PM TOTAL	1157		107	6	1	9.2	6	5	1	.9			1	.1	10.2	4	1293	
DAY TOTAL	1157		107	6	1	9.2	6	5	1	.9			1	.1	10.2	4	1315	

2-AXLE EQUIVALENT

STATE OF WASHINGTON - DEPARTMENT OF TRANSPORTATION
 TRIP SYSTEM
 HOURLY TRAFFIC CLASSIFICATION SUMMARY

SR 503	MP 014.35	OFF SYSTEM ID.	COUNTER NUMBER 323401	LEG 1	DESCRIPTION: ON SR 503 S/O NE GABRIEL RD	DIRECTION OF TRAFFIC	LANE ALL	OF											
08-07-07																			
TUESDAY																			
AM HOURS	CARS PICKUPS	BUS	SINGLE MED	HVY	4+	SINGLE UNIT %	DOUBLE 4-	5	6+	DOUBLE UNIT %	5-	TRAINS 6	7+	TRAIN %	TRUCK %	CLASS UNKNOWN	VEHICLES	TOTAL	
12 - 1	10		1			20.0									20.0			10	10
1 - 2	4																	5	5
2 - 3	12																	12	12
3 - 4	23																	23	23
4 - 5	37	1	7			12.1			1	1.5					13.6			37	66
5 - 6	57		23			11.1									11.1			57	117
6 - 7	193		40	1		11.2	2		1	1.1					12.4			193	217
7 - 8	312		24			8.9	1			.4					9.3			312	356
8 - 9	243		23			10.9			1	.5					11.3			243	269
9 - 10	196		17			9.0	1			.5					9.5			196	221
10 - 11	191		12			7.6	1			1.1					8.7			191	211
11 - 12	167		11			8.6	3		3	2.9					11.4			167	184
PM HOURS																			
12 - 1	186		16															186	210
1 - 2	156		15	2	1	10.2	1		1	1.1					11.4			156	176
2 - 3	158	1	20	3		12.8	1		3	2.1					15.4			158	188
3 - 4	144		10	2		7.5	1		3	1.9					9.4			144	159
4 - 5	174	5	8	1		7.4	1		3	1.1					8.4			174	190
5 - 6	185		13	2		6.4	2		3	2.0					8.4			185	203
6 - 7	197		20	1		10.0				.9					10.9			197	221
7 - 8	141		11			7.8									7.8			141	153
8 - 9	111		11			9.8									9.8			111	123
9 - 10	89		13			12.6	1			1.0					13.6			89	103
10 - 11	63		3			4.5				1.5					6.0			63	67
11 - 12	49																	49	49
AM TOTAL	1594	1	163	6	2	9.6	8	6	2	.9					10.5			1594	1784
PM TOTAL	1487	6	125	12	1	8.7	8	11	2	1.1					9.9			1487	1653
DAY TOTAL	3081	7	288	18	3	9.2	16	17	2	1.0					10.2			3081	3437
															2-AXLE EQUIVALENT				3497

HOURLY TRAFFIC CLASSIFICATION SUMMARY

SR 503

MP 014.35

OFF SYSTEM ID.

COUNTER NUMBER 323401

LEG 1

DESCRIPTION: ON SR 503 S/O NE GABRIEL RD

COUNT IDENTIFIER HPMS

LANE ALL OF

DIRECTION OF TRAFFIC SOUTHBOUND

LANE ALL OF

THURSDAY AM HOURS	CARS PICKUPS	BUS	SINGLE MED	UNITS HVV	4+	SINGLE UNIT %	DOUBLE 4-	5	6+	DOUBLE UNIT %	5-	TRAINS 6	7+	TRAIN %	TRUCK %	CLASS UNKNOWN	TOTAL VEHICLES
12 - 1	18		2			10.0									10.0		20
1 - 2	6		1			14.3									14.3		7
2 - 3	9	1	1			18.2									18.2		11
3 - 4	19					9.2	1			1.5					10.8		19
4 - 5	58		6			10.1	1			.5					10.6		65
5 - 6	168		19			11.5	1			.3					11.8		188
6 - 7	306		38			9.3				1.1					10.3		347
7 - 8	252		22			10.3				1.8					12.1	1	281
8 - 9	196		22			11.3	1			1.5					11.7		224
9 - 10	196	1	24			13.4	1		1	1.5					15.3		222
10 - 11	171		16			9.9	1			1.1		1			11.0		202
11 - 12	162	1				12.6				.5			1		13.6	1	191
PM HOURS																	
12 - 1	164		22			9.6	1			1.0					11.5		187
1 - 2	169		17			10.5				.9					12.9		209
2 - 3	185		24		1	10.3		2		.9					11.2		201
3 - 4	175		20			7.2	1			.6					10.0		232
4 - 5	206	3	15			9.4	1	1		.6					7.0		222
5 - 6	205		8			6.3	1			1.1					5.7		180
6 - 7	162		4			4.6	1			1.1					6.5		158
7 - 8	147		5			6.5				.7					10.3		87
8 - 9	82		4			10.3				.7					4.2		77
9 - 10	72		6			4.2				.1					11.7	1	58
10 - 11	52		1			10.7	6		4	.5					10.0	1	24
11 - 12	23					9.5	6	3	4	.7		1	1	.1	10.8	2	3594
AM TOTAL	1561	4	171	12	2	10.7	6	6	4	.9		1	1	.1	11.7	1	1768
PM TOTAL	1642	3	155	14	1	9.5	6	3	4	.5		1	1	.1	10.0	1	1826
DAY TOTAL	3203	7	326	26	3	10.1	12	9	4	.7		1	1	.1	10.8	2	3648

2-AXLE EQUIVALENT

SR 503 MP 014.35 OFF SYSTEM ID. LEG 1 DIRECTION OF TRAFFIC SOUTHBOUND LANE ALL OF
 COUNT IDENTIFIER HPMS COUNTER NUMBER 323401 DESCRIPTION: ON SR 503 S/O NE GABRIEL RD

08-10-07	CARS PICKUPS	BUS	SINGLE MED	HVY	4+	SINGLE UNIT %	DOUBLE 4-	5	6+	DOUBLE UNIT %	5-	6	7+	TRAIN %	TRUCK %	CLASS UNKNOWN	TOTAL VEHICLES
FRIDAY AM HOURS	14		1			6.3									6.3		16
12 - 1	12		1			7.7									7.7		13
2 - 2	6	1				14.3									14.3		7
3 - 3	10																10
4 - 4	65		7			9.5	1		1	2.7					12.2		74
5 - 5	156		20			11.4					2				11.4		176
6 - 6	256		34			11.9				1.7					12.6		294
7 - 7	238		19			8.6	4			1.5		1			10.5		267
8 - 8																	
9 - 9																	
10 - 10																	
11 - 11																	
12 - 12																	
PM HOURS																	
12 - 1																	
1 - 1																	
2 - 2																	
3 - 3																	
4 - 4																	
5 - 5																	
6 - 6																	
7 - 7																	
8 - 8																	
9 - 9																	
10 - 10																	
11 - 11																	
12 - 12																	
AM TOTAL	757	1	82	5		10.3	7	1		.9		1		.1	11.3	3	857
PM TOTAL	757	1	82	5		10.3	7	1		.9		1		.1	11.3	3	857
DAY TOTAL	757	1	82	5		10.3	7	1		.9		1		.1	11.3	3	857

08-06-07 THRU 08-10-07
 AVERAGE WEEKDAY CLASSIFICATION VOLUMES *****
 CARS PICKUPS | BUS MED HVY | SINGLE UNIT % | DOUBLE 4- | 5 | 6 | 7+ | TRAIN % | TRUCK % | CLASS UNKNOWN | TOTAL VEHICLES
 3140 | 7 | 303 | 23 | 4 | 9.6 | 16 | 11 | 2 | .8 | 1 | 1 | 1 | .1 | 10.5 | 4 | 3511
 TOTAL HOURS FOR COUNT 90
 3 DAYS FACTOR GROUP GR-05
 AVG WEEKDAY VOL 3511 X SEASONAL ADJ. FACTOR 0.8800 = ESTIMATED AVG DAILY TRAFFIC 3090
 AWD 2-AXLE EQUIVALENT

STATE OF WASHINGTON - DEPARTMENT OF TRANSPORTATION
 TRIP SYSTEM
 HOURLY TRAFFIC CLASSIFICATION SUMMARY

SR	COUNT	IDENTIFIER	HPMS	MP	OFF SYSTEM ID.	COUNTER NUMBER	DESCRIPTION	LEG	DIRECTION OF TRAFFIC	LANE	ALL	OF						
08-06-07						323522	ON SR 503 S/O NE GABRIEL RD	1	NORTHBOUND	ALL								
MONDAY																		
AM HOURS	CARS	PICKUPS	BUS	SINGLE MED	HVY	4+	SINGLE UNIT %	DOUBLE 4-	DOUBLE 5	DOUBLE 6+	DOUBLE UNIT %	5- TRAINS 6	TRAIN 7+	TRAIN %	TRUCK %	CLASS UNKNOWN	TOTAL VEHICLES	
12 - 1	190			16	1	1	8.5	2		1	1.4				10.4		212	
1 - 2	225			28	1	1	11.7								11.7		256	
2 - 3	296		1	28	1	1	9.1	2			.9				10.0	1	329	
3 - 4	348			31			8.1	2	1		.8				8.9		382	
4 - 5	319			27			7.8	1			.3				8.1		347	
5 - 6	216			20	1	1	8.9								8.9		237	
6 - 7	165			13			7.8			1	.6				7.8		179	
7 - 8	145			7			4.5								5.2		154	
8 - 9	122			11			8.3								8.3		133	
9 - 10	62			5			7.5								7.5		67	
10 - 11																		
11 - 12																		
AM TOTAL	2088		1	186	5	2	8.4	7	3	1	.5	1			9.0	2	2296	
PM TOTAL	2088		1	186	5	2	8.4	7	3	1	.5	1			9.0	2	2296	
DAY TOTAL	2088		1	186	5	2	8.4	7	3	1	.5	1			9.0	2	2296	

2-AXLE EQUIVALENT

SR 503 MP 014.35 OFF SYSTEM ID. LEG 1 DIRECTION OF TRAFFIC NORTHBOUND LANE ALL OF
 COUNT IDENTIFIER HPMS COUNTER NUMBER 323522 DESCRIPTION: ON SR 503 S/O NE GABRIEL RD

08-07-07 TUESDAY AM HOURS	CARS PICKUPS	BUS	SINGLE MED	UNITS HVY	4+ UNIT %	DOUBLE 4- 5	UNITS 6+	DOUBLE UNIT %	5- 6	TRAINS 7+	TRAIN %	TRUCK %	CLASS UNKNOWN	TOTAL VEHICLES
12 - 1	28													28
1 - 2	9													9
2 - 3	12													12
3 - 4	3													3
4 - 5	3													3
5 - 6	26													26
6 - 7	59													59
7 - 8	69													69
8 - 9	66													66
9 - 10	100													100
10 - 11	106													106
11 - 12	123													123
PM HOURS														
12 - 1	131													131
1 - 2	148													148
2 - 3	173													173
3 - 4	254													254
4 - 5	294													294
5 - 6	368													368
6 - 7	309													309
7 - 8	200													200
8 - 9	175													175
9 - 10	164													164
10 - 11	98													98
11 - 12	62													62
AM TOTAL	607													607
PM TOTAL	2376													2376
DAY TOTAL	2983													2983

2-AXLE EQUIVALENT 10.8 10 3355 3417

SR 503 MP 014.35 OFF SYSTEM ID. LEG 1 DIRECTION OF TRAFFIC NORTHBOUND LANE ALL OF
 COUNT IDENTIFIER HPMS COUNTER NUMBER 323522 DESCRIPTION: ON SR 503 S/O NE GABRIEL RD

DAY	AM	PM	TOTAL	CARS PICKUPS	BUS	SINGLE MED	HVY	4+	SINGLE UNIT %	DOUBLE 4-	5	6+	DOUBLE UNIT %	5-	6	7+	TRAIN %	TRUCK %	CLASS UNKNOWN	TOTAL VEHICLES
08-08-07	1	1	2	22		2			8.3									8.3		24
WEDNESDAY	2	2	4	17		1			9.1									9.1		11
AM HOURS	3	3	6	12		1			4.2									4.2		12
12 -	4	4	8	17		1			19.2									19.2		17
1 -	5	5	10	22		1			13.7									13.7		17
2 -	6	6	12	22		1			10.5									10.5		11
3 -	7	7	14	59	4	1			19.1	2								19.1	1	24
4 -	8	8	16	60	1	1			15.0	1								15.0		23
5 -	9	9	18	81	1	1			18.4	1								18.4		23
6 -	10	10	20	76	1	1			10.7	1								10.7		24
7 -	11	11	22	102	1	1			12.3	1								12.3		27
8 -	12	12	24	118	1	1			11.4	1								11.4		27
PM HOURS	1	1	2	145	2	2			9.0									9.0		24
12 -	2	2	4	163	1	1			8.1	1								8.1		25
1 -	3	3	6	203	1	1			7.8	1								7.8		25
2 -	4	4	8	245	1	1			6.2	1								6.2		29
3 -	5	5	10	322	1	1			5.4	1								5.4		34
4 -	6	6	12	350	1	1			5.7	1								5.7		35
5 -	7	7	14	317	1	1			7.6	1								7.6		38
6 -	8	8	16	243	1	1			4.3	1								4.3		35
7 -	9	9	18	174	1	1														34
8 -	10	10	20	180	1	1														35
9 -	11	11	22	109	1	1														34
10 -	12	12	24	66	1	1														34
11 -																				34
12 -																				34
AM TOTAL	584	8	77	17	1	14.7	3	4	1.3	1	1	1	16.2	2	699					
PM TOTAL	2517	4	207	15	3	8.3	8	3	.4	1	1	1	8.8	4	2763					
DAY TOTAL	3101	12	284	32	4	9.6	11	7	.6	1	1	1	10.3	6	3462					

2-AXLE EQUIVALENT 3514

SR 503	MP 014.35	OFF SYSTEM ID.	LEG 1	DIRECTION OF TRAFFIC	NORTHBOUND	LANE ALL OF												
COUNT IDENTIFIER	HPMS	COUNTER NUMBER	323522	DESCRIPTION: ON SR 503 S/O NE GABRIEL RD														
08-09-07																		
THURSDAY																		
AM HOURS	CARS PICKUPS	BUS	SINGLE MED	HVY	4+	SINGLE UNIT %	DOUBLE 4-	5	6+	DOUBLE UNIT %	5-	6	7+	TRAIN %	TRUCK %	CLASS UNKNOWN	TOTAL VEHICLES	
12 - 1	29					18.2				5.4					17.1	1	16	29
1 - 2	15		2			25.0				17.1					23.0		11	16
2 - 3	9									3.1					24.0		8	11
3 - 4	6									1.2					18.3		5	5
4 - 5	5									1.2					14.4		1	5
5 - 6	28	2	4							3.1					14.4		1	5
6 - 7	57	1	11							1.2					15.3		1	5
7 - 8	73	1	13							3.1					10.1		1	5
8 - 9	67		10							3.1					15.3		1	5
9 - 10	94		14							1.6					10.1		1	5
10 - 11	110		10							1.6					13.9		1	5
11 - 12	170		13							1.0					9.9		1	5
PM HOURS										1.6					8.4		1	5
12 - 1	179		25							1.6					10.0		1	5
1 - 2	163	1	13							1.6					7.6		1	5
2 - 3	207		18							1.6					10.8		1	5
3 - 4	242		24							1.6					9.0		1	5
4 - 5	290		22							1.6					7.9		1	5
5 - 6	346		36							1.6					4.6		1	5
6 - 7	313	2	27							1.6					7.9		1	5
7 - 8	233		19							1.6					6.8		1	5
8 - 9	188		8							1.6					7.3		1	5
9 - 10	177		12							1.6					9.3		1	5
10 - 11	115		9							1.6					15.2		1	5
11 - 12	77		8							1.6					8.9		1	5
AM TOTAL	663	4	77							2.0					10.3		4	10
PM TOTAL	2530	3	221							0.6					8.9		6	10
DAY TOTAL	3193	7	298							0.9					10.3		10	20
															2-AXLE EQUIVALENT		3572	3635

SR 503 MP 014.35 OFF SYSTEM ID. LEG 1 DIRECTION OF TRAFFIC NORTHBOUND LANE ALL OF
COUNT IDENTIFIER HPMS COUNTER NUMBER 323522 DESCRIPTION: ON SR 503 S/O NE GABRIEL RD

08-10-07	FRIDAY	AM HOURS	CARS PICKUPS	BUS	SINGLE MED	HVY	4+	SINGLE UNIT %	DOUBLE UNITS	4-	5	6+	DOUBLE UNIT %	5-	6	7+	TRAIN %	TRUCK %	CLASS UNKNOWN	TOTAL VEHICLES	
12 -	1	27	18	2	2	10.0	6.9	6.9	4-	5	6+	1.2	14.3	27.1	16.7	1	1.2	14.3	28.2	1	72
1 -	2	14	6	1	1	6.7	6.7	6.7	4-	5	6+	1.2	14.3	27.1	16.7	1	1.2	14.3	28.2	1	72
2 -	3	14	6	1	1	6.7	6.7	6.7	4-	5	6+	1.2	14.3	27.1	16.7	1	1.2	14.3	28.2	1	72
3 -	4	11	11	3	18	2	14.3	27.1	16.7	1	1	1.2	14.3	27.1	16.7	1	1.2	14.3	28.2	1	72
4 -	5	24	61	3	18	2	14.3	27.1	16.7	1	1	1.2	14.3	27.1	16.7	1	1.2	14.3	28.2	1	72
5 -	6	61	59	3	18	2	14.3	27.1	16.7	1	1	1.2	14.3	27.1	16.7	1	1.2	14.3	28.2	1	72
6 -	7	59																			
7 -	8																				
8 -	9																				
9 -	10																				
10 -	11																				
11 -	12																				
12 -	1																				
1 -	2																				
2 -	3																				
3 -	4																				
4 -	5																				
5 -	6																				
6 -	7																				
7 -	8																				
8 -	9																				
9 -	10																				
10 -	11																				
11 -	12																				
AM TOTAL		220		3	35	5	1	16.5	1				.4					16.9	2		267
PM TOTAL		220		3	35	5	1	16.5	1				.4					16.9	2		267
DAY TOTAL		220		3	35	5	1	16.5	1				.4					16.9	2		267

08-06-07 THRU 08-10-07
AVERAGE WEEKDAY CLASSIFICATION VOLUMES *****
CARS PICKUPS | BUS MED HVY | 4+ | SINGLE UNIT % | DOUBLE UNITS | 4- | 5 | 6+ | DOUBLE UNIT % | 5- | 6 | 7+ | TRAIN % | TRUCK % | CLASS UNKNOWN | TOTAL VEHICLES
3092 | 8 | 292 | 25 | 8 | 9.6 | 15 | 10 | 3 | .8 | 10.5 | 9 | 3463
AMD 2-AXLE EQUIVALENT

TOTAL HOURS FOR COUNT 90
3 DAYS
AVG WEEKDAY VOL 3463 X SEASONAL ADJ. FACTOR 0.8800 = ESTIMATED AVG DAILY TRAFFIC 3047

STATE OF WASHINGTON - DEPARTMENT OF TRANSPORTATION
 TRIP SYSTEM
 HOURLY TRAFFIC CLASSIFICATION SUMMARY

SR 503 MP 014.35 OFF SYSTEM ID. LEG 1 DIRECTION OF TRAFFIC BOTH WAYS LANE ALL OF
 COUNT IDENTIFIER HPMS COUNTER NUMBER 323522 DESCRIPTION: ON SR 503 S/O NE GABRIEL RD

08-07-07 TUESDAY AM HOURS	CARS PICKUPS	BUS	MED	SINGLE UNITS 4+	SINGLE UNIT %	DOUBLE UNITS 4-5	6+	DOUBLE UNIT %	5-	TRAINS 6	7+	TRAIN %	TRUCK %	CLASS UNKNOWN	TOTAL VEHICLES
12 - 1	38				6.7										38
1 - 2	13														13
2 - 3	24														24
3 - 4	29														29
4 - 5	60														60
5 - 6	219	1	7	2	13.7	1	1	3.2						1	252
6 - 7	371	3	28	1	12.7	2	2	1.4						2	428
7 - 8	312		31	1	11.9	2	2	1.2			1			1	307
8 - 9	262		36	1	9.2	2	1	1.3						1	327
9 - 10	291		28	3	13.0	2	2	1.0						1	313
10 - 11	273		33	2	10.1	1	2	1.0						1	361
11 - 12	309		38	3	11.6	6	4	2.8							325
PM HOURS															
12 - 1	287		28	2	10.5	2	2	1.2						2	360
1 - 2	306	1	36	7	12.8	1	4	1.4		1				3	352
2 - 3	317		22	5	8.2	1	5	1.7						3	474
3 - 4	428	6	32	2	8.4	1	2	1.3						1	525
4 - 5	479		38	2	7.2	2	4	1.3							623
5 - 6	565		51	2	8.7	4	1	1.6							698
6 - 7	450		44	3	9.4	1	3	1.2							525
7 - 8	311		24	1	7.6	1	1	1.0							498
8 - 9	264		27	1	9.5	1	1	1.0							340
9 - 10	227		14		5.8			1.0							294
10 - 11	147		9		5.8			1.0							242
11 - 12	82		5		5.7			1.0							156
AM TOTAL	2201	4	252	16	11.0	15	12	1.2			1			8	2516
PM TOTAL	3863	8	330	23	8.7	17	18	1.8			1			6	4276
DAY TOTAL	6064	12	582	39	9.5	32	30	1.0			1			14	6792
2-AXLE EQUIVALENT															
6913															

SR 503 MP 014.35 OFF SYSTEM ID. LEG 1 DIRECTION OF TRAFFIC BOTH WAYS LANE ALL OF
 COUNT IDENTIFIER HPMS COUNTER NUMBER 323522 DESCRIPTION: ON SR 503 S/O NE GABRIEL RD

DATE	TIME	PAGE	332
08-08-07	WEDNESDAY	AM HOURS	
		12 -	40
		1 -	22
		2 -	23
		3 -	27
		4 -	74
		5 -	205
		6 -	374
		7 -	312
		8 -	277
		9 -	246
		10 -	285
		11 -	303
		12 -	
		PM HOURS	
		12 -	291
		1 -	345
		2 -	346
		3 -	411
		4 -	506
		5 -	519
		6 -	474
		7 -	372
		8 -	263
		9 -	286
		10 -	151
		11 -	86
		12 -	
		AM TOTAL	2188
		PM TOTAL	4050
		DAY TOTAL	6238

CARS PICKUPS	BUS	SINGLE MED	HVY	4+	SINGLE UNIT %	DOUBLE 4-	5	6+	DOUBLE UNIT %	5- TRAINS	6	7+	TRAIN %	TRUCK %	CLASS UNKNOWN	VEHICLES	TOTAL
40		2			4.8									4.8		42	42
22	1	1			4.3				3.0					4.3		23	23
23					8.0									8.0		25	25
27	1	2			12.1				1.3					15.2		33	33
74		4			6.3				1.3					7.5		80	80
205		21			9.6				3.0					10.1		228	228
374	4	45			12.7				1.3					13.8		430	430
312	1	37			10.1				0.8					12.0		362	362
277	1	26			13.0				1.9					13.7		316	316
246	1	31			12.3				0.7					12.6		285	285
303	1	38			12.0				1.4					13.4		326	326
291	2	26			9.6				2.1					12.0		332	332
345	2	31			8.9				0.8					9.7		383	383
346	1	38			11.9				0.3					12.1		396	396
411	1	37			9.6				0.7					10.2		459	459
506	3	49			8.8				0.9					10.9		569	569
519	1	44			8.6				0.4					8.9		570	570
474		33			6.9				0.2					7.1		510	510
372		22			6.1				0.7					6.1		396	396
263		20			7.0				0.7					7.7		285	285
286		18			5.9				0.6					5.9		306	306
151		14			8.4				0.6					9.0		166	166
86		4			4.4				0.6					4.4		91	91
2188	11	242			11.5				0.9					12.4		2	2500
4050	9	336			8.4				0.6					9.1		9	4463
6238	20	578			9.5				0.7					10.3		11	6963
														2-AXLE EQUIVALENT			7063

SR 503 MP 014.35 OFF SYSTEM ID. LEG 1 DIRECTION OF TRAFFIC BOTH WAYS LANE ALL OF
COUNT IDENTIFIER HPMS COUNTER NUMBER 323522 DESCRIPTION: ON SR 503 S/O NE GABRIEL RD

08-10-07	CARS PICKUPS	BUS MED	SINGLE HVY	4+	SINGLE UNIT %	DOUBLE UNITS	4-	5	6+	DOUBLE UNIT %	5-	6	7+	TRAIN %	TRUCK %	CLASS UNKNOWN	TOTAL VEHICLES
FRIDAY	41	3	3	3	6.7										6.7	1	45
AM HOURS	30				9.1										9.1		33
12 - 1	20				9.1										9.1		22
1 - 2	16																16
2 - 3	76																86
3 - 4	180																204
4 - 5	317																379
5 - 6	297																339
6 - 7					10.3					1.2					11.8		
7 - 8																	
8 - 9																	
9 - 10																	
10 - 11																	
11 - 12																	
PM HOURS																	
12 - 1																	
1 - 2																	
2 - 3																	
3 - 4																	
4 - 5																	
5 - 6																	
6 - 7																	
7 - 8																	
8 - 9																	
9 - 10																	
10 - 11																	
11 - 12																	
AM TOTAL	977	4	117	10	1	11.7	8	1		.8			1	.1	12.6	5	1124
PM TOTAL																	
DAY TOTAL	977	4	117	10	1	11.7	8	1		.8			1	.1	12.6	5	1124

08-06-07 THRU 08-10-07

AVERAGE WEEKDAY CLASSIFICATION VOLUMES	CARS PICKUPS	BUS MED	SINGLE HVY	4+	SINGLE UNIT %	DOUBLE UNITS	4-	5	6+	DOUBLE UNIT %	5-	6	7+	TRAIN %	TRUCK %	CLASS UNKNOWN	TOTAL VEHICLES
AVERAGE WEEKDAY CLASSIFICATION VOLUMES	6233	15	595	48	11	9.6	31	21	5	.8			1	2	10.5	12	6974
TOTAL HOURS FOR COUNT																	7089
3 DAYS																	
AVG WEEKDAY VOL	6974	X	SEASONAL ADJ. FACTOR	0.8800	=	ESTIMATED AVG DAILY TRAFFIC	6137										

PEAK HOUR PERCENTAGES: K = 8.93 D = 64.53 T = 9.31
PEAK HOUR LOCATION : VOLUME = 623 DATE: 08/07/07 TIME: 05:00 PM

Note: Count low

0.9838