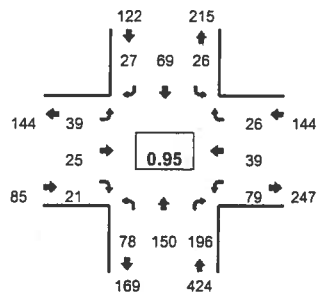


Type of peak hour being reported: Intersection Peak

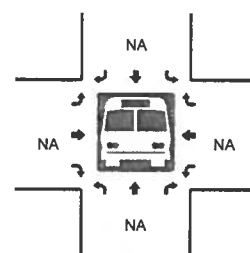
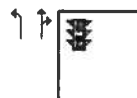
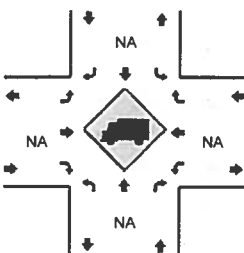
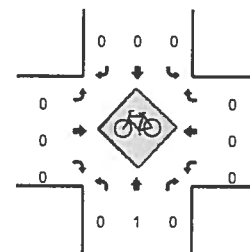

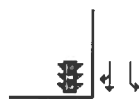
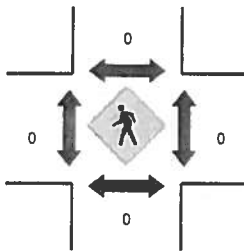
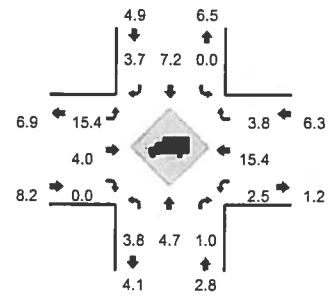
Method for determining peak hour: Total Entering Volume

LOCATION: NE 10th Ave -- NE 199th St
 CITY/STATE: Vancouver, WA

QC JOB #: 10818904
 DATE: Tue, Oct 09 2012



Peak-Hour: 4:35 PM -- 5:35 PM
 Peak 15-Min: 4:55 PM -- 5:10 PM



5-Min Count Period Beginning At	NE 10th Ave (Northbound)				NE 10th Ave (Southbound)				NE 199th St (Eastbound)				NE 199th St (Westbound)				Total	Hourly Totals
	Left	Thru	Right	U	Left	Thru	Right	U	Left	Thru	Right	U	Left	Thru	Right	U		
4:00 PM	3	10	15	0	1	6	1	0	0	3	2	0	1	2	2	0	46	
4:05 PM	3	13	9	0	2	4	0	0	6	5	5	0	5	3	5	0	60	
4:10 PM	6	18	24	0	2	4	3	0	1	2	1	0	3	3	2	0	69	
4:15 PM	5	9	20	0	3	5	1	0	1	2	0	0	3	4	1	0	54	
4:20 PM	8	14	10	0	2	2	5	0	2	3	2	0	4	2	4	0	58	
4:25 PM	7	12	11	0	0	6	2	0	1	2	2	0	4	5	4	0	56	
4:30 PM	4	9	11	0	3	9	1	0	3	3	1	0	5	2	0	0	51	
4:35 PM	10	10	16	0	5	3	4	0	3	2	2	0	6	5	2	0	68	
4:40 PM	10	22	15	0	1	7	4	0	4	4	2	0	5	2	1	0	77	
4:45 PM	6	10	18	0	1	3	3	0	3	1	4	0	7	0	1	0	57	
4:50 PM	6	10	15	0	2	5	1	0	7	1	2	0	4	2	3	0	58	
4:55 PM	6	11	20	0	2	7	2	0	5	3	2	0	10	6	2	0	76	730
5:00 PM	4	14	13	0	1	7	2	0	3	1	2	0	9	1	6	0	63	747
5:05 PM	5	13	15	0	4	8	3	0	2	4	2	0	3	3	2	0	64	751
5:10 PM	9	11	14	0	3	7	1	0	3	5	2	0	4	3	2	0	64	746
5:15 PM	5	19	13	0	1	5	2	0	2	1	0	0	10	6	4	0	68	760
5:20 PM	7	11	19	0	3	4	2	0	3	0	1	0	7	3	0	0	60	762
5:25 PM	3	12	15	0	2	8	2	0	1	2	2	0	9	7	2	0	65	771
5:30 PM	7	7	23	0	1	5	1	0	3	1	0	0	5	1	1	0	55	775
5:35 PM	5	14	17	0	2	4	3	0	1	1	1	0	4	0	1	0	53	760
5:40 PM	4	13	10	0	2	5	4	0	2	5	0	0	4	1	1	0	51	734
5:45 PM	4	13	10	0	4	5	3	0	2	1	1	0	6	1	2	0	52	729
5:50 PM	2	6	11	0	4	5	0	0	4	4	0	0	9	3	1	0	49	720
5:55 PM	3	9	12	0	2	4	1	0	2	1	2	0	6	3	1	0	46	690
Peak 15-Min Flowrates	Northbound				Southbound				Eastbound				Westbound				Total	
	Left	Thru	Right	U	Left	Thru	Right	U	Left	Thru	Right	U	Left	Thru	Right	U		
All Vehicles	60	152	192	0	28	88	28	0	40	32	24	0	88	40	40	0	812	
Heavy Trucks	8	4	4		0	8	0		8	0	0		0	12	0		44	
Pedestrians		0				0				0				0			0	
Bicycles	0	1	0		0	0	0		0	0	0		0	0	0		1	
Railroad																		
Stopped Buses																		

Comments: Not in Vancouver. In Clark County