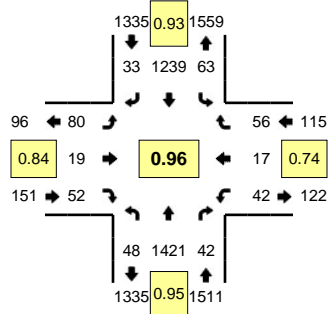


Type of peak hour being reported: Intersection Peak

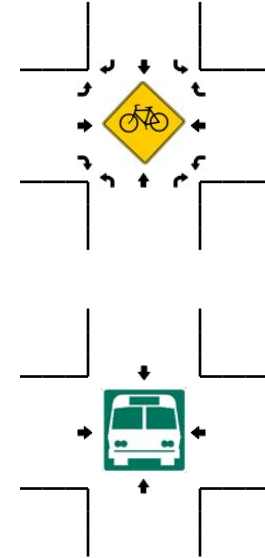
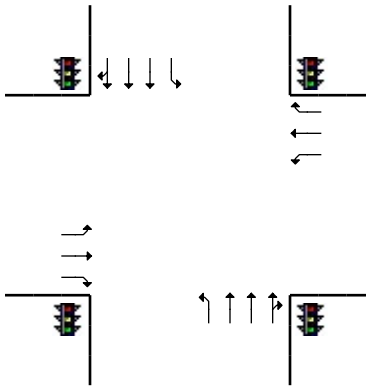
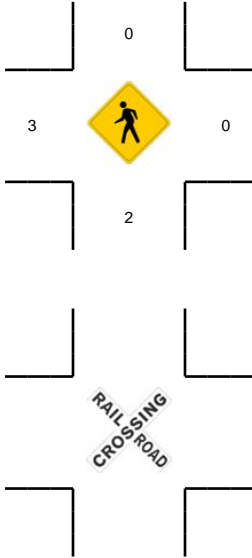
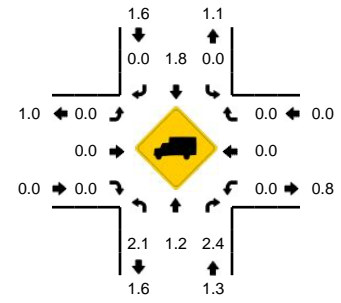
Method for determining peak hour: Total Entering Volume

**LOCATION:** SE 164th Ave -- SE 29th St/Village Lp  
**CITY/STATE:** Vancouver, WA

**QC JOB #:** 10309611  
**DATE:** 12/4/2007



**Peak-Hour: 4:35 PM -- 5:35 PM**  
**Peak 15-Min: 5:00 PM -- 5:15 PM**



5-Min Count Period Beginning At	SE 164th Ave (Northbound)				SE 164th Ave (Southbound)				SE 29th St/Village Lp (Eastbound)				SE 29th St/Village Lp (Westbound)				Total	Hourly Totals
	Left	Thru	Right	U	Left	Thru	Right	U	Left	Thru	Right	U	Left	Thru	Right	U		
4:00 PM	3	122	2	0	3	104	2	0	5	0	2	0	4	1	3	0	251	
4:05 PM	7	118	1	0	5	96	4	0	5	1	5	0	3	1	1	0	247	
4:10 PM	3	108	2	1	0	98	2	1	5	0	3	0	2	2	6	0	233	
4:15 PM	3	121	2	0	4	88	1	0	11	1	3	0	4	0	5	0	243	
4:20 PM	2	120	1	0	1	86	3	0	5	1	5	0	1	3	2	0	230	
4:25 PM	6	131	2	0	6	74	3	1	10	1	2	0	2	1	4	0	243	
4:30 PM	0	129	0	0	1	96	7	1	4	1	1	0	4	1	4	0	249	
4:35 PM	3	118	3	1	9	107	3	0	13	3	6	0	4	0	8	0	278	
4:40 PM	7	136	6	0	2	98	0	0	4	1	7	0	0	3	3	0	267	
4:45 PM	5	121	2	0	4	95	5	0	6	2	3	0	2	0	4	0	249	
4:50 PM	3	130	3	0	2	104	2	0	7	2	4	0	5	3	7	0	272	
4:55 PM	4	105	4	0	7	103	4	0	5	3	7	0	4	0	3	0	249	3011
5:00 PM	1	107	6	1	2	101	2	1	6	2	1	0	3	1	2	0	236	2996
5:05 PM	4	129	5	0	5	119	3	0	10	1	3	0	8	2	5	0	294	3043
5:10 PM	4	138	1	0	7	113	5	0	3	2	2	0	1	2	6	0	284	3094
5:15 PM	5	113	3	0	10	66	2	0	7	1	3	0	7	2	6	0	225	3076
5:20 PM	3	115	3	0	0	123	5	1	3	0	4	0	2	0	4	0	263	3109
5:25 PM	5	100	5	0	6	86	0	0	11	2	4	0	2	1	5	0	227	3093
5:30 PM	2	109	1	0	7	124	2	0	5	0	8	0	4	3	3	0	268	3112
5:35 PM	5	126	4	0	9	99	5	0	10	0	3	0	5	3	3	0	272	3106
5:40 PM	2	114	5	0	5	81	4	0	9	0	2	0	1	1	3	0	227	3066
5:45 PM	5	152	2	0	2	88	6	0	9	4	4	0	4	1	2	0	279	3096
5:50 PM	0	127	1	0	3	114	1	0	7	0	2	0	1	3	1	0	260	3084
5:55 PM	5	90	3	0	4	84	1	0	10	1	4	0	3	0	1	0	206	3041
Peak 15-Min Flowrates	Northbound				Southbound				Eastbound				Westbound				Total	
	Left	Thru	Right	U	Left	Thru	Right	U	Left	Thru	Right	U	Left	Thru	Right	U		
All Vehicles	36	1496	48	4	56	1332	40	4	76	20	24	0	48	20	52	0	3256	
Heavy Trucks	0	24	4		0	24	0		0	0	0		0	0	0		52	
Pedestrians		0				0				4				0			4	
Bicycles																		
Railroad																		
Stopped Buses																		

Comments: