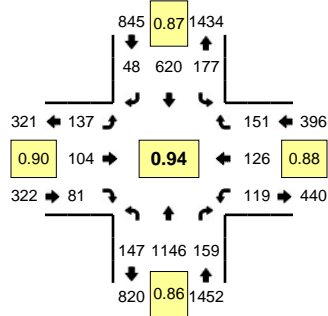
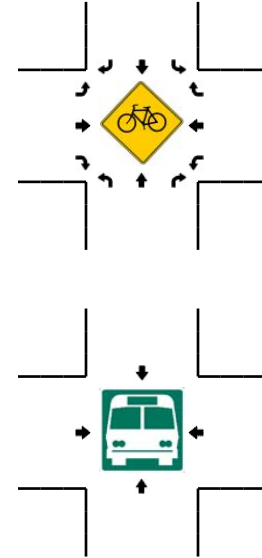
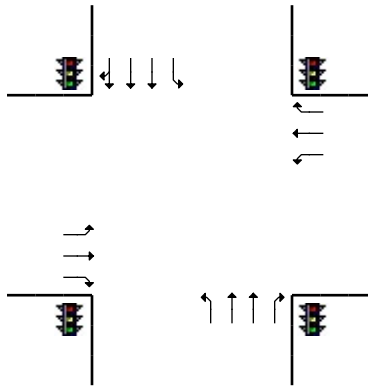
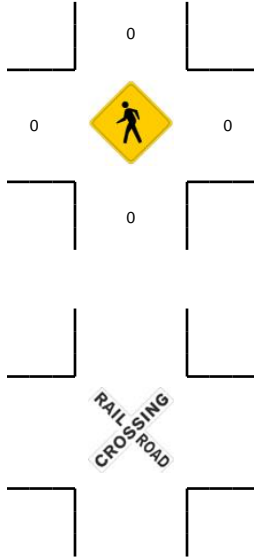
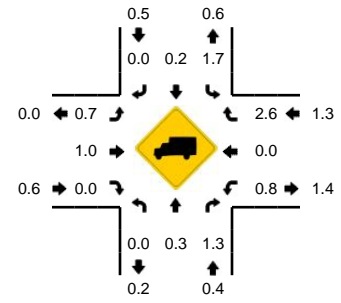


LOCATION: SE 164th Ave -- SE 1st St
CITY/STATE: Vancouver, WA

QC JOB #: 10310901
DATE: 12/11/2007



Peak-Hour: 4:55 PM -- 5:55 PM
Peak 15-Min: 5:10 PM -- 5:25 PM



5-Min Count Period Beginning At	SE 164th Ave (Northbound)				SE 164th Ave (Southbound)				SE 1st St (Eastbound)				SE 1st St (Westbound)				Total	Hourly Totals
	Left	Thru	Right	U	Left	Thru	Right	U	Left	Thru	Right	U	Left	Thru	Right	U		
4:00 PM	6	71	15	0	16	75	1	0	8	5	9	0	13	12	11	0	242	
4:05 PM	11	73	15	0	11	42	1	0	16	10	8	0	15	16	10	0	228	
4:10 PM	8	107	14	0	12	60	2	0	11	6	7	0	9	12	19	0	267	
4:15 PM	9	79	10	0	8	41	1	0	16	11	6	0	11	14	13	0	219	
4:20 PM	12	85	15	0	17	70	2	0	12	8	7	0	8	7	7	0	250	
4:25 PM	10	73	10	0	15	47	1	0	14	8	10	0	10	14	10	0	222	
4:30 PM	9	78	6	0	16	76	1	0	5	14	9	0	12	6	6	0	238	
4:35 PM	10	103	4	0	5	51	4	0	18	9	4	0	8	3	23	0	242	
4:40 PM	11	87	4	0	16	62	3	0	9	7	4	0	12	9	10	0	234	
4:45 PM	19	87	11	0	6	45	1	0	9	12	8	0	6	12	7	0	223	
4:50 PM	12	100	10	0	7	76	1	0	9	6	5	0	8	14	8	0	256	
4:55 PM	13	98	10	0	13	42	2	0	13	5	6	0	3	11	12	0	228	2849
5:00 PM	10	98	10	0	13	58	5	0	11	5	8	0	6	5	11	0	240	2847
5:05 PM	15	117	11	0	6	32	4	0	20	11	5	0	12	14	15	0	262	2881
5:10 PM	11	123	10	0	10	60	6	0	14	10	5	0	9	7	18	0	283	2897
5:15 PM	15	102	20	0	7	36	3	0	13	6	10	0	10	18	12	0	252	2930
5:20 PM	15	102	12	0	20	64	8	0	7	10	6	0	3	10	10	0	267	2947
5:25 PM	11	80	13	0	15	42	5	0	11	14	4	0	11	12	11	0	229	2954
5:30 PM	9	86	12	0	25	61	1	0	10	4	5	0	13	10	14	0	250	2966
5:35 PM	10	90	18	0	19	60	6	0	12	10	7	0	12	17	7	0	268	2992
5:40 PM	11	80	14	0	15	45	3	0	5	6	6	0	14	7	13	0	219	2977
5:45 PM	12	67	14	0	15	44	3	0	12	16	7	0	16	6	14	0	226	2980
5:50 PM	15	103	15	0	19	76	2	0	9	7	12	0	10	9	14	0	291	3015
5:55 PM	13	77	11	0	12	34	4	0	8	9	10	0	15	11	10	0	214	3001
Peak 15-Min Flowrates	Northbound				Southbound				Eastbound				Westbound				Total	
	Left	Thru	Right	U	Left	Thru	Right	U	Left	Thru	Right	U	Left	Thru	Right	U		
All Vehicles	164	1308	168	0	148	640	68	0	136	104	84	0	88	140	160	0	3208	
Heavy Trucks	0	8	0		4	4	0		0	4	0		0	0	4		24	
Pedestrians		0				0				0				0			0	
Bicycles																		
Railroad																		
Stopped Buses																		

Comments: