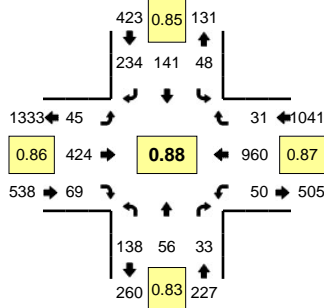
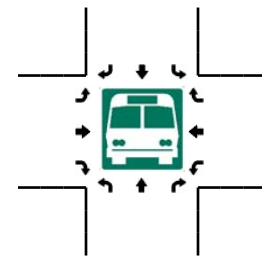
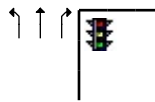
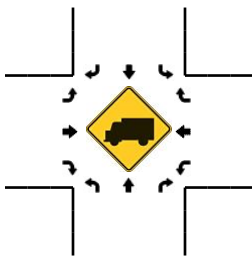
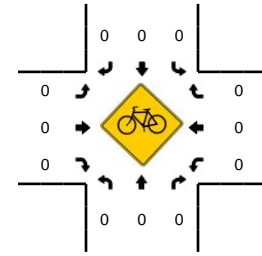
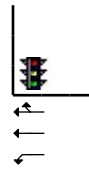
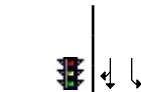
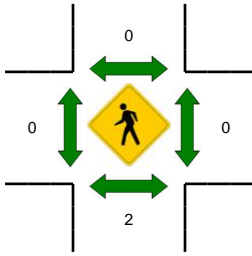
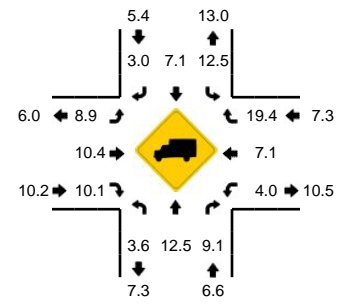


**LOCATION:** NE 94th Ave -- NE Padden Pkwy  
**CITY/STATE:** Vancouver, WA

**QC JOB #:** 10637109  
**DATE:** 7/12/2011



**Peak-Hour: 7:05 AM -- 8:05 AM**  
**Peak 15-Min: 7:35 AM -- 7:50 AM**



5-Min Count Period Beginning At	NE 94th Ave (Northbound)				NE 94th Ave (Southbound)				NE Padden Pkwy (Eastbound)				NE Padden Pkwy (Westbound)				Total	Hourly Totals
	Left	Thru	Right	U	Left	Thru	Right	U	Left	Thru	Right	U	Left	Thru	Right	U		
6:35 AM	14	2	2	0	4	12	28	0	3	20	1	0	1	48	0	0	135	
6:40 AM	11	9	2	0	8	8	33	0	5	27	2	0	2	84	1	0	192	
6:45 AM	12	4	1	0	4	10	22	0	2	31	12	0	3	54	1	0	156	
6:50 AM	8	1	3	0	4	7	16	0	3	28	2	0	2	62	1	0	137	
6:55 AM	7	3	1	0	2	9	20	0	4	25	5	0	3	50	1	0	130	1525
7:00 AM	15	3	2	0	2	9	16	0	5	15	6	0	1	55	3	0	132	1574
7:05 AM	5	4	1	0	3	16	16	0	6	15	2	0	2	85	2	0	157	1643
7:10 AM	18	4	1	0	7	13	19	0	2	31	4	0	1	79	1	0	180	1724
7:15 AM	7	4	4	0	1	14	29	0	0	31	8	0	3	66	2	0	169	1790
7:20 AM	7	3	2	0	2	5	21	0	2	37	6	0	3	87	2	0	177	1848
7:25 AM	13	7	4	0	3	13	17	0	5	38	5	0	3	65	2	0	175	1889
7:30 AM	12	2	2	0	4	10	23	0	4	46	8	0	3	94	1	0	209	1949
7:35 AM	15	3	2	0	4	15	21	0	3	31	7	0	3	81	0	0	185	1999
7:40 AM	20	5	3	0	7	11	29	0	5	33	5	1	8	80	6	0	213	2020
7:45 AM	14	6	3	0	5	9	19	0	6	48	5	0	6	107	4	0	232	2096
7:50 AM	9	5	3	0	5	9	13	0	5	35	5	0	7	77	4	0	177	2136
7:55 AM	8	5	4	0	4	9	13	0	5	47	9	0	9	80	2	0	195	2201
8:00 AM	10	8	4	0	3	17	14	0	1	32	5	0	2	59	5	0	160	2229
8:05 AM	11	4	4	0	3	8	17	0	6	28	3	0	4	63	4	0	155	2227
8:10 AM	6	6	4	0	6	12	17	0	8	39	4	0	3	61	1	0	167	2214
8:15 AM	8	5	3	0	3	8	22	0	0	33	6	0	1	59	0	0	148	2193
8:20 AM	11	2	1	0	0	8	16	0	5	34	8	0	2	73	1	0	161	2177
8:25 AM	11	4	1	0	2	7	16	0	5	33	11	0	7	56	5	0	158	2160
8:30 AM	13	4	0	0	5	10	12	0	4	21	6	0	4	71	4	0	154	2105
Peak 15-Min Flowrates	Northbound				Southbound				Eastbound				Westbound				Total	
All Vehicles	196	56	32	0	64	140	276	0	56	448	68	4	68	1072	40	0	2520	
Heavy Trucks	4	4	4		12	8	8		0	56	0		4	128	4		232	
Pedestrians		4				0				0				0			4	
Bicycles	0	0	0		0	0	0		0	0	0		0	0	0		0	
Railroad																	0	
Stopped Buses																		

Comments: