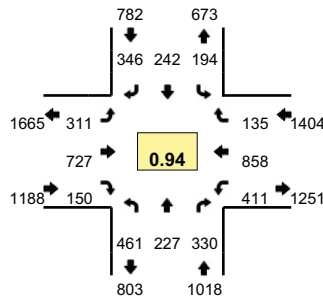
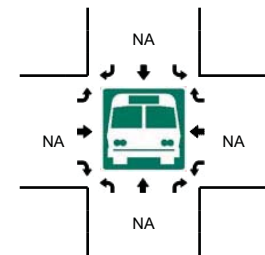
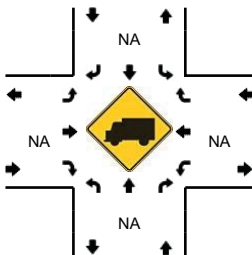
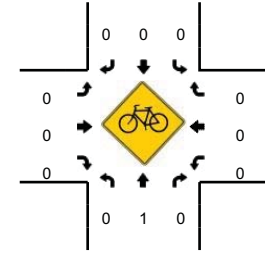
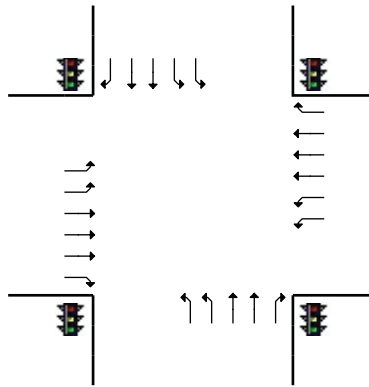
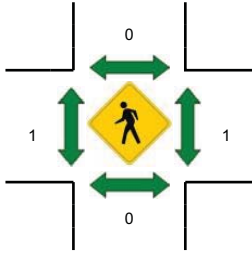
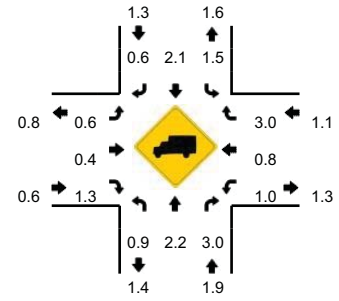


LOCATION: NE 20th Ave -- NE 134th St
CITY/STATE: Vancouver, WA

QC JOB #: 10837012
DATE: Tue, Oct 23 2012



Peak-Hour: 4:55 PM -- 5:55 PM
Peak 15-Min: 5:15 PM -- 5:30 PM



5-Min Count Period Beginning At	NE 20th Ave (Northbound)				NE 20th Ave (Southbound)				NE 134th St (Eastbound)				NE 134th St (Westbound)				Total	Hourly Totals
	Left	Thru	Right	U	Left	Thru	Right	U	Left	Thru	Right	U	Left	Thru	Right	U		
4:00 PM	34	27	17	0	22	26	23	0	30	56	16	0	31	44	13	0	339	
4:05 PM	37	24	38	0	16	20	24	0	35	66	9	0	28	56	3	0	356	
4:10 PM	21	13	24	0	17	20	39	0	18	74	6	0	36	78	7	0	353	
4:15 PM	36	16	29	0	11	8	30	0	40	36	12	0	41	75	8	0	342	
4:20 PM	44	21	34	0	13	20	23	0	27	43	8	0	41	60	14	0	348	
4:25 PM	31	21	23	0	15	23	20	0	25	57	8	0	30	82	13	0	348	
4:30 PM	34	10	19	0	11	26	23	0	26	39	10	1	38	62	12	0	311	
4:35 PM	36	13	25	0	13	19	30	0	26	61	13	0	36	64	5	0	341	
4:40 PM	41	19	29	0	15	6	23	0	28	59	16	0	36	80	8	0	360	
4:45 PM	35	20	26	0	11	30	31	0	34	46	11	0	40	53	8	0	345	
4:50 PM	48	19	31	0	19	19	34	0	22	43	6	0	32	52	8	0	333	
4:55 PM	30	19	28	0	13	19	34	0	23	47	11	0	28	64	7	0	323	4099
5:00 PM	45	11	32	0	10	19	25	0	23	70	8	0	30	67	10	0	350	4110
5:05 PM	50	25	37	0	15	24	30	0	28	70	12	0	30	77	19	0	417	4171
5:10 PM	38	18	27	0	25	22	31	0	28	66	4	0	29	69	6	0	363	4181
5:15 PM	24	20	18	0	31	18	17	0	27	65	21	0	33	79	10	0	363	4202
5:20 PM	37	23	32	0	17	20	39	0	30	51	18	0	46	66	10	0	389	4243
5:25 PM	34	27	28	0	17	23	34	0	26	74	15	0	42	77	17	0	414	4309
5:30 PM	48	10	28	0	21	23	22	0	25	49	13	0	34	74	8	0	355	4353
5:35 PM	42	17	27	0	9	19	23	0	24	67	8	0	30	80	9	0	355	4367
5:40 PM	36	15	21	0	11	21	35	0	31	56	6	0	38	71	15	0	356	4363
5:45 PM	44	19	29	0	11	9	28	0	17	52	15	0	35	75	13	0	347	4365
5:50 PM	33	23	23	0	14	25	28	0	29	60	19	0	36	59	11	0	360	4392
5:55 PM	53	18	13	0	11	21	11	0	23	45	11	0	14	68	6	0	294	4363
Peak 15-Min Flowrates	Northbound				Southbound				Eastbound				Westbound				Total	
	Left	Thru	Right	U	Left	Thru	Right	U	Left	Thru	Right	U	Left	Thru	Right	U		
All Vehicles	380	280	312	0	260	244	360	0	332	760	216	0	484	888	148	0	4664	
Heavy Trucks	4	8	20		0	12	0		4	4	4		8	8	12		84	
Pedestrians		0				0				0				0				0
Bicycles		0	0			0	0			0	0			0	0			0
Railroad																		
Stopped Buses																		

Comments: