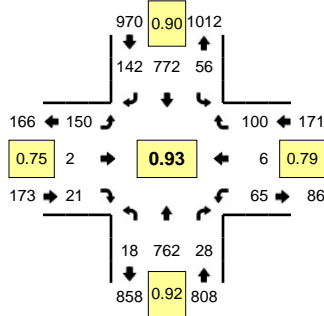
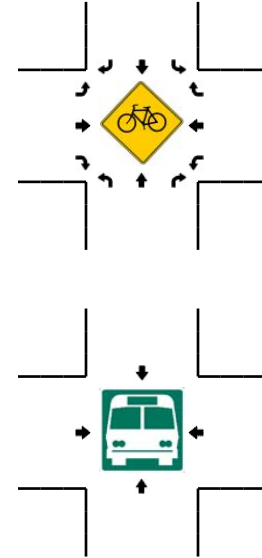
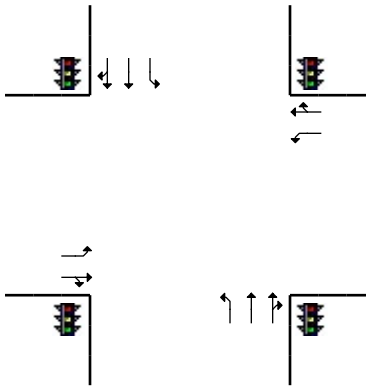
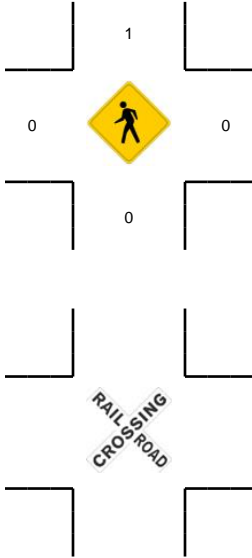
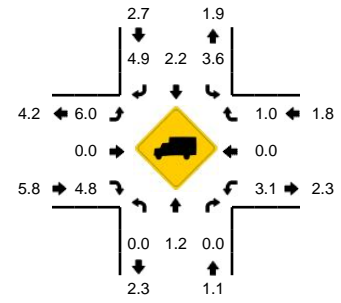


**LOCATION:** NE 112th Ave -- NE 39th St  
**CITY/STATE:** Vancouver, WA

**QC JOB #:** 10396420  
**DATE:** 1/6/2009



**Peak-Hour: 4:35 PM -- 5:35 PM**  
**Peak 15-Min: 5:10 PM -- 5:25 PM**



5-Min Count Period Beginning At	NE 112th Ave (Northbound)			NE 112th Ave (Southbound)			NE 39th St (Eastbound)			NE 39th St (Westbound)			Total	Hourly Totals
	Left	Thru	Right	Left	Thru	Right	Left	Thru	Right	Left	Thru	Right		
4:00 PM	0	72	0	0	57	20	10	0	1	2	0	5	167	
4:05 PM	0	53	1	0	49	8	15	0	4	6	1	8	145	
4:10 PM	1	64	1	0	80	15	23	0	6	5	1	2	198	
4:15 PM	2	78	0	0	70	10	15	0	4	4	0	6	189	
4:20 PM	4	72	1	1	59	12	8	0	3	1	1	3	165	
4:25 PM	1	65	3	2	55	9	12	0	5	2	0	1	155	
4:30 PM	3	73	2	1	58	18	13	0	1	6	1	3	179	
4:35 PM	1	67	0	1	53	7	21	0	3	8	1	7	169	
4:40 PM	4	61	0	7	66	13	16	0	1	5	1	8	182	
4:45 PM	0	50	1	3	67	12	11	0	3	6	1	8	162	
4:50 PM	0	80	2	3	60	16	8	0	0	3	1	5	178	
4:55 PM	2	52	2	2	55	10	13	0	3	1	0	7	147	2036
5:00 PM	2	75	1	5	57	10	11	0	2	6	0	9	178	2047
5:05 PM	1	61	1	3	54	11	12	0	1	10	0	10	164	2066
5:10 PM	0	58	1	4	86	15	21	0	2	6	1	12	206	2074
5:15 PM	2	66	4	7	76	8	7	0	1	4	1	7	183	2068
5:20 PM	2	71	9	9	55	12	6	0	1	3	0	14	182	2085
5:25 PM	0	51	5	7	66	14	13	2	2	6	0	6	172	2102
5:30 PM	4	70	2	5	77	14	11	0	2	7	0	7	199	2122
5:35 PM	0	54	4	7	45	16	13	2	1	3	0	3	148	2101
5:40 PM	0	57	1	2	55	9	13	0	3	7	0	3	150	2069
5:45 PM	2	60	2	3	56	13	6	1	1	1	0	4	149	2056
5:50 PM	1	45	1	0	56	16	5	0	2	0	0	2	128	2006
5:55 PM	4	45	0	0	41	12	8	0	2	4	0	5	121	1980
Peak 15-Min Flowrates	Northbound			Southbound			Eastbound			Westbound			Total	
	Left	Thru	Right	Left	Thru	Right	Left	Thru	Right	Left	Thru	Right		
All Vehicles	16	780	56	80	868	140	136	0	16	52	8	132	2284	
Heavy Trucks	0	12	0	0	16	12	8	0	0	0	0	0	48	
Pedestrians		0			0			0			0		0	
Bicycles														
Railroad														
Stopped Buses														

Comments: