



Interval 15 MIN 60 MIN
 Count(volume) Binned(CL/SP)
 Speed Lane No 1 2

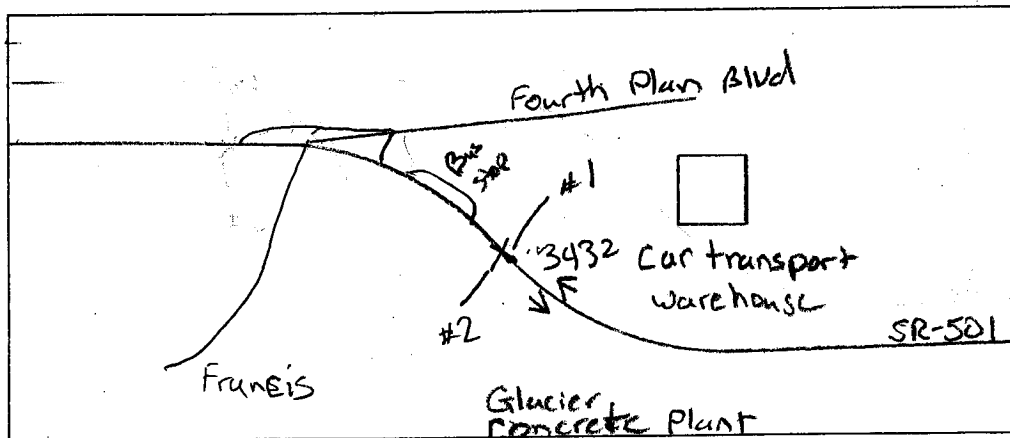
Direction CH #1 WB
 Direction CH #2 EB
 Data Hog # 3173

Counter No. 35-3432 Count ID HPMS
1.71
 SR 501 RRT/RRQ _____ MP 2.03
 Leg 1 Direction Sec 1,2 OSID _____

Station Description ON SR-501 E/O Fourth Plan Blvd WYE CONN E/S

Date	Day	Time	Comments
8-28-06	2	12:56	Manual (1) 9 (2) 8 Counter (1) 7 (2) 8 Set up OK JDM/TWB 6.4
8-29-06	3	07:48	Manual (1) 35 (2) 50 sp=1 Counter (1) 35 (2) 49 Check OK JDM/TWB 6.4
8-30-06	4	08:11	Manual (1) 11 (2) 29 sp=1 Counter (1) 11 (2) 28 Check OK JDM/TWB 6.4
8-31-06	5	11:15	Manual (1) 43 (2) 45 sp=1 Counter (1) 43 (2) 44 Check OK JDM/TWB 6.4
9-1-06	6	06:40	Manual (1) (2) _____ TUBES UP Counter (1) (2) _____ P/U OK JDM/TWB 6.4

Sketch



JDM/TWB
Field Person

SR 501 MP 001.71 OFF SYSTEM ID. LEG 1 DIRECTION OF TRAFFIC WESTBOUND LANE ALL OF

COUNT IDENTIFIER HPMS COUNTER NUMBER 353432 DESCRIPTION: ON SR 501 E/O FOURTH PLAIN BLVD WYE CONN

COUNT IDENTIFIER	HPMS	COUNTER NUMBER	AM HOURS												PM HOURS	DAILY TOTAL												
			1	2	3	4	5	6	7	8	9	10	11	12														
08/28/06 MONDAY			12	1	2	3	4	5	6	7	8	9	10	11	12	1	2	3	4	5	6	7	8	9	10	11	12	DAILY TOTAL
00-15																												
15-30																												
30-45																												
45-00																												
TOT																												

AM PEAK HOUR 0000 TO 0000 VOLUME 495
 PM PEAK HOUR 0200 TO 0300 VOLUME 495
 AM TOTAL 2140
 PM TOTAL 0

COUNT IDENTIFIER	HPMS	COUNTER NUMBER	AM HOURS												PM HOURS	DAILY TOTAL												
			1	2	3	4	5	6	7	8	9	10	11	12														
08/29/06 TUESDAY			12	1	2	3	4	5	6	7	8	9	10	11	12	1	2	3	4	5	6	7	8	9	10	11	12	DAILY TOTAL
00-15																												
15-30																												
30-45																												
45-00																												
TOT																												

AM PEAK HOUR 1045 TO 1145 VOLUME 466
 PM PEAK HOUR 1200 TO 0100 VOLUME 538
 AM TOTAL 2621
 PM TOTAL 2827

COUNT IDENTIFIER	HPMS	COUNTER NUMBER	AM HOURS												PM HOURS	DAILY TOTAL												
			1	2	3	4	5	6	7	8	9	10	11	12														
08/30/06 WEDNESDAY			12	1	2	3	4	5	6	7	8	9	10	11	12	1	2	3	4	5	6	7	8	9	10	11	12	DAILY TOTAL
00-15																												
15-30																												
30-45																												
45-00																												
TOT																												

AM PEAK HOUR 0700 TO 0800 VOLUME 474
 PM PEAK HOUR 1200 TO 0100 VOLUME 528
 AM TOTAL 2568
 PM TOTAL 2502

SR 501 MP 001.71 OFF SYSTEM ID. LEG 1 DIRECTION OF TRAFFIC WESTBOUND LANE ALL OF

COUNT IDENTIFIER HPMS COUNTER NUMBER 353432 DESCRIPTION: ON SR 501 E/O FOURTH PLAIN BLVD WYE CONN

08/31/06 THURSDAY	AM HOURS	PM HOURS	AM PEAK HOUR 1100 TO 1200 VOLUME	PM PEAK HOUR 1230 TO 0130 VOLUME	AM TOTAL	PM TOTAL	DAILY TOTAL	
12	1	2	403	407	477	523	1000	
1	2	3	407	371	477	374	851	
1	3	4	407	477	480	489	966	
1	4	5	407	477	480	310	787	
1	5	6	407	477	480	221	628	
1	6	7	407	477	480	271	678	
1	7	8	407	477	480	128	535	
1	8	9	407	477	480	113	520	
1	9	10	407	477	480	58	465	
1	10	11	407	477	480	57	464	
1	11	12	407	477	480	62	519	
TOT	19	17	403	407	477	310	221	5220

09/01/06 FRIDAY	AM HOURS	PM HOURS	AM PEAK HOUR 0000 TO 0100 VOLUME	PM PEAK HOUR 0000 TO 0000 VOLUME	AM TOTAL	PM TOTAL	DAILY TOTAL	
12	1	2	403	407	477	523	1000	
1	2	3	407	371	477	374	851	
1	3	4	407	477	480	489	966	
1	4	5	407	477	480	310	787	
1	5	6	407	477	480	221	628	
1	6	7	407	477	480	271	678	
1	7	8	407	477	480	128	535	
1	8	9	407	477	480	113	520	
1	9	10	407	477	480	58	465	
1	10	11	407	477	480	57	464	
1	11	12	407	477	480	62	519	
TOT	25	7	403	407	477	310	221	5220

08/28/06 THRU 09/01/06
TOTAL HOURS FOR COUNT 89

3 DAYS
AVG WEEKDAY VOL 5246 X SEASONAL ADJ. FACTOR 0.9000 = 4721 X AXLE CORR FACTOR 0.8304 = ESTIMATED AVG DAILY TRAFFIC 3920

FACTOR GROUP GR-02

FACTOR GROUP GR-A9

SR 501 MP 001.71 OFF SYSTEM ID. LEG 1 DIRECTION OF TRAFFIC EASTBOUND LANE ALL OF
 COUNT IDENTIFIER HPMS COUNTER NUMBER 353432 DESCRIPTION: ON SR 501 E/O FOURTH PLAIN BLVD WYE CONN

08/28/06	MONDAY	AM HOURS												PM HOURS												DAILY TOTAL
HOUR		1	2	3	4	5	6	7	8	9	10	11	12	1	2	3	4	5	6	7	8	9	10	11	12	
00-15	12	1	2	3	4	5	6	7	8	9	10	11	12	1	2	3	4	5	6	7	8	9	10	11	12	1954
15-30	1	2	3	4	5	6	7	8	9	10	11	12	1	2	3	4	5	6	7	8	9	10	11	12	1954	
30-45	1	2	3	4	5	6	7	8	9	10	11	12	1	2	3	4	5	6	7	8	9	10	11	12	1954	
45-00	1	2	3	4	5	6	7	8	9	10	11	12	1	2	3	4	5	6	7	8	9	10	11	12	1954	
TOT		316	365	366	370	202	96	84	68	38	34	15	0	0	0	0	0	0	0	0	0	0	0	0	1954	

AM PEAK HOUR 0000 TO 0000 VOLUME 415
 PM PEAK HOUR 0245 TO 0345 VOLUME 0

08/29/06	TUESDAY	AM HOURS												PM HOURS												DAILY TOTAL
HOUR		1	2	3	4	5	6	7	8	9	10	11	12	1	2	3	4	5	6	7	8	9	10	11	12	
00-15	12	1	2	3	4	5	6	7	8	9	10	11	12	1	2	3	4	5	6	7	8	9	10	11	12	4898
15-30	1	2	3	4	5	6	7	8	9	10	11	12	1	2	3	4	5	6	7	8	9	10	11	12	4898	
30-45	1	2	3	4	5	6	7	8	9	10	11	12	1	2	3	4	5	6	7	8	9	10	11	12	4898	
45-00	1	2	3	4	5	6	7	8	9	10	11	12	1	2	3	4	5	6	7	8	9	10	11	12	4898	
TOT		25	21	20	28	38	120	380	458	427	325	301	414	368	317	329	406	288	216	123	61	91	64	38	40	4898

AM PEAK HOUR 0715 TO 0815 VOLUME 476
 PM PEAK HOUR 0300 TO 0400 VOLUME 406

08/30/06	WEDNESDAY	AM HOURS												PM HOURS												DAILY TOTAL
HOUR		1	2	3	4	5	6	7	8	9	10	11	12	1	2	3	4	5	6	7	8	9	10	11	12	
00-15	12	1	2	3	4	5	6	7	8	9	10	11	12	1	2	3	4	5	6	7	8	9	10	11	12	4712
15-30	1	2	3	4	5	6	7	8	9	10	11	12	1	2	3	4	5	6	7	8	9	10	11	12	4712	
30-45	1	2	3	4	5	6	7	8	9	10	11	12	1	2	3	4	5	6	7	8	9	10	11	12	4712	
45-00	1	2	3	4	5	6	7	8	9	10	11	12	1	2	3	4	5	6	7	8	9	10	11	12	4712	
TOT		27	15	30	26	66	102	343	482	394	307	283	361	336	315	364	347	283	207	116	97	68	56	55	32	4712

AM PEAK HOUR 0645 TO 0745 VOLUME 486
 PM PEAK HOUR 0115 TO 0215 VOLUME 379

SR 501 MP 001.71 OFF SYSTEM ID. LEG 1 DIRECTION OF TRAFFIC EASTBOUND LANE ALL OF

COUNT IDENTIFIER HPMS COUNTER NUMBER 353432 DESCRIPTION: ON SR 501 E/O FOURTH PLAIN BLVD WYE CONN

08/31/06	THURSDAY	AM HOURS												PM HOURS												DAILY TOTAL
		1	2	3	4	5	6	7	8	9	10	11	12	1	2	3	4	5	6	7	8	9	10	11	12	
12	1	2	3	4	5	6	7	8	9	10	11	12	1	2	3	4	5	6	7	8	9	10	11	12	111	
1	2	3	4	5	6	7	8	9	10	11	12	1	2	3	4	5	6	7	8	9	10	11	12	111		
9	3	7	3	13	14	52	90	124	91	100	70	95	65	76	100	97	52	33	26	23	22	12	7	4633		
15-30	5	2	7	16	21	61	48	100	87	63	101	94	62	73	85	75	49	24	28	23	12	7	11	4633		
30-45	4	6	3	7	29	101	111	76	118	88	115	82	80	86	91	76	44	33	32	18	14	13	4	4633		
45-00	9	1	13	10	38	112	81	81	81	78	131	81	80	66	53	68	37	34	28	21	9	14	3	4633		
TOT	27	12	32	21	61	102	326	381	377	329	417	352	287	301	329	316	182	124	114	85	57	46	25	4633		

AM PEAK HOUR 1100 TO 1200 VOLUME 417
PM PEAK HOUR 1200 TO 0100 VOLUME 352

09/01/06	FRIDAY	AM HOURS												PM HOURS												DAILY TOTAL
		1	2	3	4	5	6	7	8	9	10	11	12	1	2	3	4	5	6	7	8	9	10	11	12	
12	1	2	3	4	5	6	7	8	9	10	11	12	1	2	3	4	5	6	7	8	9	10	11	12	52	
1	2	3	4	5	6	7	8	9	10	11	12	1	2	3	4	5	6	7	8	9	10	11	12	52		
00-15	5	1	1	1	1	1	1	1	1	1	1	1	1	1	1	1	1	1	1	1	1	1	1	1	52	
15-30	5	1	1	1	1	1	1	1	1	1	1	1	1	1	1	1	1	1	1	1	1	1	1	1	52	
30-45	11	24	24	24	24	24	24	24	24	24	24	24	24	24	24	24	24	24	24	24	24	24	24	24	52	
45-00	5	5	5	5	5	5	5	5	5	5	5	5	5	5	5	5	5	5	5	5	5	5	5	5	52	
TOT	26	26	26	26	26	26	26	26	26	26	26	26	26	26	26	26	26	26	26	26	26	26	26	26	52	

08/28/06 THRU 09/01/06
TOTAL HOURS FOR COUNT 89

3 DAYS
AVG WEEKDAY VOL 4748 X SEASONAL ADJ. FACTOR 0.9000 = 4273 X AXLE CORR FACTOR 0.8304 = ESTIMATED AVG DAILY TRAFFIC 3548

FACTOR GROUP GR-02

FACTOR GROUP GR-A9

SR 501 MP 001.71 OFF SYSTEM ID. LEG 1 DIRECTION OF TRAFFIC BOTH WAYS LANE ALL OF

COUNT IDENTIFIER HPMS COUNTER NUMBER 353432 DESCRIPTION: ON SR 501 E/O FOURTH PLAIN BLVD WYE CONN

08/28/06	MONDAY	AM HOURS												PM HOURS												DAILY TOTAL
		1	2	3	4	5	6	7	8	9	10	11	12	1	2	3	4	5	6	7	8	9	10	11	12	
12	1	2	3	4	5	6	7	8	9	10	11	12	1	2	3	4	5	6	7	8	9	10	11	12	10346	
TOT		807												860												4094

AM PEAK HOUR 0000 TO 0000 VOLUME 860
PM PEAK HOUR 0200 TO 0300 VOLUME 860

AM TOTAL 4094
PM TOTAL 0

08/29/06	TUESDAY	AM HOURS												PM HOURS												DAILY TOTAL
		1	2	3	4	5	6	7	8	9	10	11	12	1	2	3	4	5	6	7	8	9	10	11	12	
12	1	2	3	4	5	6	7	8	9	10	11	12	1	2	3	4	5	6	7	8	9	10	11	12	10346	
TOT		710												923												5178

AM PEAK HOUR 0700 TO 0800 VOLUME 923
PM PEAK HOUR 1200 TO 0100 VOLUME 906

AM TOTAL 5178
PM TOTAL 5168

08/30/06	WEDNESDAY	AM HOURS												PM HOURS												DAILY TOTAL
		1	2	3	4	5	6	7	8	9	10	11	12	1	2	3	4	5	6	7	8	9	10	11	12	
12	1	2	3	4	5	6	7	8	9	10	11	12	1	2	3	4	5	6	7	8	9	10	11	12	9782	
TOT		717												956												5004

AM PEAK HOUR 0700 TO 0800 VOLUME 956
PM PEAK HOUR 1200 TO 0100 VOLUME 864

AM TOTAL 5004
PM TOTAL 4778

SR 501 MP 001.71 OFF SYSTEM ID. LEG 1 DIRECTION OF TRAFFIC BOTH WAYS LANE ALL OF

COUNT IDENTIFIER HPMS COUNTER NUMBER 353432 DESCRIPTION: ON SR 501 E/O FOURTH PLAIN BLVD WYE CONN

08/31/06 THURSDAY	AM HOURS												PM HOURS												DAILY TOTAL
	1	2	3	4	5	6	7	8	9	10	11	12	1	2	3	4	5	6	7	8	9	10	11	12	
12	1	2	3	4	5	6	7	8	9	10	11	12	1	2	3	4	5	6	7	8	9	10	11	12	84
1	2	3	4	5	6	7	8	9	10	11	12	1	2	3	4	5	6	7	8	9	10	11	12	0	
TOT	57	31	49	29	97	207	649	754	784	784	700	894	832	776	675	639	537	453	252	227	143	114	108	62	9853
	AM PEAK HOUR 1100 TO 1200 VOLUME 894												PM PEAK HOUR 1215 TO 0115 VOLUME 843												

09/01/06 FRIDAY	AM HOURS												PM HOURS												DAILY TOTAL
	1	2	3	4	5	6	7	8	9	10	11	12	1	2	3	4	5	6	7	8	9	10	11	12	
12	1	2	3	4	5	6	7	8	9	10	11	12	1	2	3	4	5	6	7	8	9	10	11	12	84
1	2	3	4	5	6	7	8	9	10	11	12	1	2	3	4	5	6	7	8	9	10	11	12	0	
TOT	51	33																							84
	AM PEAK HOUR 0000 TO 0100 VOLUME 51												PM PEAK HOUR 0000 TO 0000 VOLUME 0												

08/28/06 THRU 09/01/06
TOTAL HOURS FOR COUNT 89

3 DAYS AVG WEEKDAY VOL 9994 X SEASONAL ADJ. FACTOR 0.9000 = 8995 X AXLE CORR FACTOR 0.8304 = ESTIMATED AVG DAILY TRAFFIC 7469
PEAK HOUR PERCENTAGES: K = 9.57 D = 50.42
PEAK HOUR LOCATION : VOLUME = 956 DATE: 08/30/06 TIME: 07:00 AM

Diamond Traffic Counter

Washington State Department of Transportation



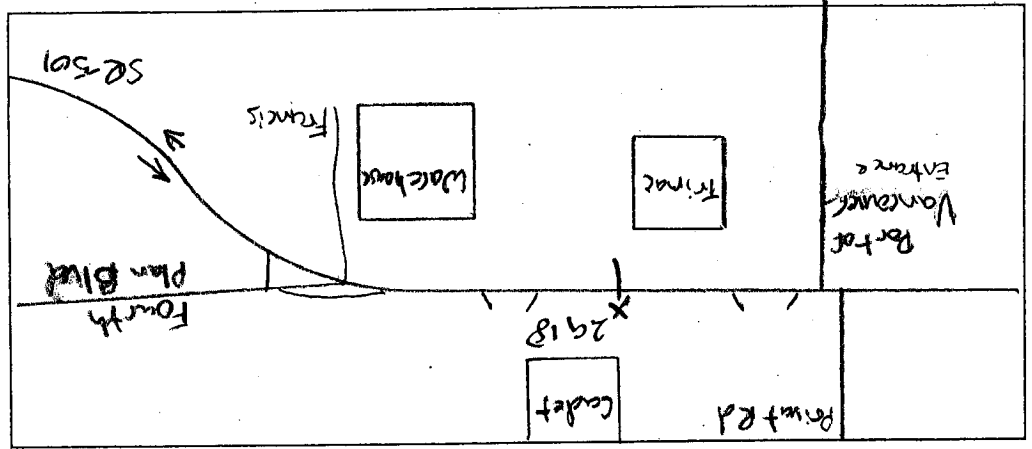
Interval <input checked="" type="checkbox"/> 15 MIN <input type="checkbox"/> 60 MIN	Count(volume) <input checked="" type="checkbox"/> Binned(CL/SP)	Speed <input type="checkbox"/>
Lane No <input type="checkbox"/> 1 <input type="checkbox"/> 2		
Direction CH #1 _____	Direction CH #2 _____	Data Hog # <u>3173</u>

Counter No. <u>35-2918</u>	Count ID <u>HPMS</u>	SR <u>501</u> RTR/RQ	MP <u>2.03</u>	Leg <u>2</u> Direction <u>WB</u> OSID _____
----------------------------	----------------------	----------------------	----------------	---

Station Description - ON SR-501 W/O Fourth Plain Blvd ITS WYE COMM

Date	Day	Time	Comments
8-28-06	2	13:07	Manual (1) 3 Counter (1) 3 (2) _____ Set up ok SDM/TJB 6.3
8-29-06	3	07:55	Manual (1) 40 Counter (1) 34 (2) _____ Check ok SDM/TJB 6.2
8-30-06	4	08:19	Manual (1) 34 Counter (1) 34 (2) _____ Check ok SDM/TJB 6.2
8-31-06	5	11:21	Manual (1) 42 Counter (1) 42 (2) _____ Check ok SDM/TJB 6.2
9-1-06	6	06:44	Manual (1) 1 Counter (1) 1 (2) _____ P/U ok SDM/TJB 6.2

Sketch



Field Person SDM/TJB

Diamond Traffic Counter

Washington State Department of Transportation



Interval <input checked="" type="checkbox"/> 15 MIN <input type="checkbox"/> 60 MIN	Count(volume) <input checked="" type="checkbox"/> Binned(CL/SP) <input type="checkbox"/>	Speed <input type="checkbox"/>
Lane No <input type="checkbox"/> 1 <input type="checkbox"/> 2		
Direction CH #1	Direction CH #2	Data Hog #
		3173

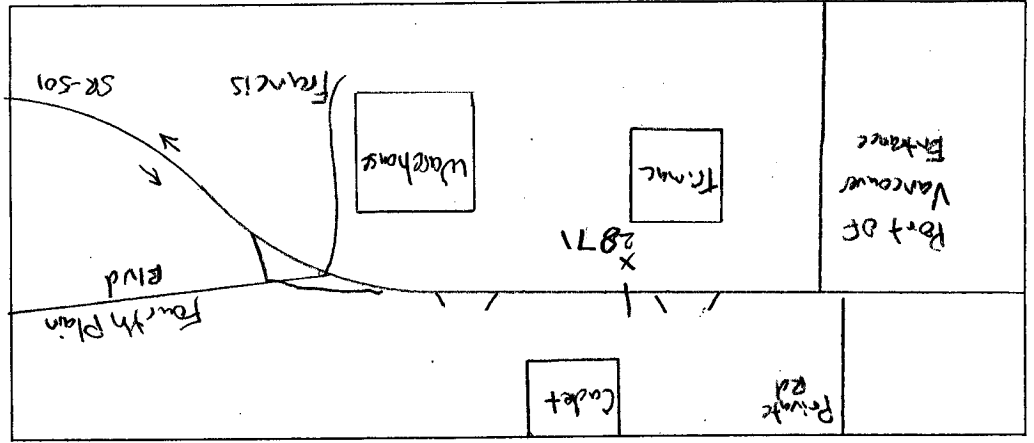
Counter No. 35-2871	Count ID HPH/s	SR 501	RRT/RRQ	MP 2.03	2.08
Leg 2	Direction EB	OSID			

WYE CONN

Station Description - ON SR-501 W/O Fourth Plain Blvd I/S

Date	Day	Time	Comments
8-28-06	2	13:12	Manual (1) 8 Counter (1) 8 (2) 8 Set up ok SDM/TWB 6.4
8-29-06	3	08:01	Manual (1) 16 Counter (1) 16 (2) 16 Check ok SDM/TWB 6.3
8-30-06	4	08:24	Manual (1) 14 Counter (1) 14 (2) 14 Check ok SDM/TWB 6.3
8-31-06	5	11:28	Manual (1) 36 Counter (1) 36 (2) 36 Check ok SDM/TWB 6.3
9-1-06	6	06:46	Manual (1) 4 Counter (1) 4 (2) 4 P/U ok SDM/TWB 6.3

Sketch



Field Person

SDM/TWB



STATE OF WASHINGTON - DEPARTMENT OF TRANSPORTATION
TRIP SUMMARY
15 MINUTE TRAFFIC COUNT SUMMARY

SR 501 MP 002.08 OFF SYSTEM ID. LEG 2 DIRECTION OF TRAFFIC WESTBOUND LANE ALL OF
 COUNT IDENTIFIER HPMS COUNTER NUMBER 352918 DESCRIPTION: ON SR 501 W/O FOURTH PLAIN BLVD WYE CONN

08/28/06 MONDAY	AM HOURS			PM HOURS			DAILY TOTAL
	3	4	5	3	4	5	
12	2	3	4	1	2	3	8
1	3	4	5	1	2	3	9
				101	91	40	18
00-15				95	82	38	35
15-30				123	108	64	37
30-45				87	87	78	38
45-00				305	378	323	153
HR							
TOT							

AM PEAK HOUR 0000 TO 0000 VOLUME		PM PEAK HOUR 0115 TO 0215 VOLUME		AM TOTAL	PM TOTAL
0	0	406	406	0	1682

08/29/06 TUESDAY	AM HOURS			PM HOURS			DAILY TOTAL
	3	4	5	3	4	5	
12	2	3	4	1	2	3	8
1	3	4	5	1	2	3	9
				110	81	91	100
00-15				125	107	85	84
15-30				142	105	107	85
30-45				85	116	83	95
45-00				106	92	102	101
HR							
TOT							

AM PEAK HOUR 0715 TO 0815 VOLUME		PM PEAK HOUR 1200 TO 0100 VOLUME		AM TOTAL	PM TOTAL
509	505	505	505	2772	2280

08/30/06 WEDNESDAY	AM HOURS			PM HOURS			DAILY TOTAL
	3	4	5	3	4	5	
12	2	3	4	1	2	3	8
1	3	4	5	1	2	3	9
				85	74	93	81
00-15				108	125	92	79
15-30				82	113	84	79
30-45				61	86	103	97
45-00				87	86	77	93
HR							
TOT							

AM PEAK HOUR 0630 TO 0730 VOLUME		PM PEAK HOUR 1215 TO 0115 VOLUME		AM TOTAL	PM TOTAL
508	456	508	456	2624	2171

SR 501	MP 002.08	OFF SYSTEM ID.	LEG 2	DIRECTION OF TRAFFIC	WESTBOUND	LANE ALL OF																			
COUNT IDENTIFIER	HPMS	COUNTER NUMBER	352918	DESCRIPTION: ON SR 501 W/O FOURTH PLAIN BLVD WYE CONN																					
08/31/06 THURSDAY																									
12 1	2	3	4	5	6	7	8	9	10	11	12	DAILY TOTAL													
12 2	3	4	5	6	7	8	9	10	11	12															
9 10	4	7	13	22	72	118	87	96	62	106	106	63	40	29	19	17	8	5	4						
15-30	6	1	3	8	43	97	118	98	95	121	106	113	66	83	44	53	38	21	13	11	11	2			
30-45	4	5	1	4	30	49	133	152	120	111	93	107	114	86	70	71	38	57	28	31	9	3	12	7	
45-00	7	2	10	10	28	53	130	139	73	99	90	107	106	99	60	71	40	35	19	29	16	14	12	14	
HOUR																									
TOT	26	18	18	29	76	167	432	527	378	401	339	441	432	393	269	291	185	185	114	100	55	36	40	27	4979

AM PEAK HOUR 0700 TO 0800 VOLUME 527
 PM PEAK HOUR 1200 TO 0100 VOLUME 432

09/01/06 FRIDAY	AM HOURS	PM HOURS	AM TOTAL	PM TOTAL								
12 1	2	3	4	5	6	7	8	9	10	11	12	DAILY TOTAL
12 2	3	4	5	6	7	8	9	10	11	12		
3 4	1	18	14	80								
15-30	5	2	10	17	27	83						
30-45	8	9	3	5	23	41						
45-00	5	2	3	6	28	43						
HOUR												
TOT	21	17	8	22	86	125	163					442

AM PEAK HOUR 0530 TO 0630 VOLUME 247
 PM PEAK HOUR 0000 TO 0000 VOLUME 0

08/28/06 THRU 09/01/06
 TOTAL HOURS FOR COUNT 88

3 DAYS
 AVG WEEKDAY VOL 4942 X SEASONAL ADJ. FACTOR 0.9000 = 4448 X AXLE CORR FACTOR 0.8304 = ESTIMATED AVG DAILY TRAFFIC 3694

AM TOTAL 2852
 PM TOTAL 2127

AM TOTAL 442
 PM TOTAL 0

STATE OF WASHINGTON - DEPARTMENT OF TRANSPORTATION
 TRIP SYSTEM
 15 MINUTE TRAFFIC COUNT SUMMARY

DOT-RNB515A-B

SR 501	MP 002.08	OFF SYSTEM ID.	LEG 2	DIRECTION OF TRAFFIC		LANE ALL OF
				EASTBOUND	WESTBOUND	
COUNT IDENTIFIER	HPMS	COUNTER NUMBER	DESCRIPTION: ON SR 501 W/O FOURTH PLAIN BLVD WYE CONN			
08/28/06 MONDAY						
12	1	2	3	4	5	6
1	2	3	4	5	6	7
00-15						
15-30						
30-45						
45-00						
HOUR						
TOT						

08/29/06 TUESDAY	AM HOURS		PM HOURS		AM TOTAL	PM TOTAL	DAILY TOTAL
	3	4	4	5			
12	1	2	3	4	5	6	7
1	2	3	4	5	6	7	8
00-15							
15-30							
30-45							
45-00							
HOUR							
TOT							

08/30/06 WEDNESDAY	AM HOURS		PM HOURS		AM TOTAL	PM TOTAL	DAILY TOTAL
	3	4	4	5			
12	1	2	3	4	5	6	7
1	2	3	4	5	6	7	8
00-15							
15-30							
30-45							
45-00							
HOUR							
TOT							

AM PEAK HOUR 0000 TO 0000 VOLUME		PM PEAK HOUR 0245 TO 0345 VOLUME		AM PEAK HOUR 1100 TO 1200 VOLUME		PM PEAK HOUR 0315 TO 0415 VOLUME	
0	512	0	512	508	566	435	463
AM PEAK HOUR	0000 TO 0000 VOLUME	PM PEAK HOUR	0245 TO 0345 VOLUME	AM PEAK HOUR	1100 TO 1200 VOLUME	PM PEAK HOUR	0315 TO 0415 VOLUME
0	512	0	512	508	566	435	463

SR 501	MP 002-08	OFF SYSTEM ID.	LEG 2	DIRECTION OF TRAFFIC	EASTBOUND	LANE ALL	OF
COUNT IDENTIFIER	HPMS	COUNTER NUMBER	352871	DESCRIPTION: ON SR 501 W/O FOURTH PLAIN BLVD WYE CONN			
08/31/06 THURSDAY		AM HOURS		PM HOURS			
12 1	2	3	4	5	6	7	8
12 2	3	4	5	6	7	8	9
11 1	12	5	12	11	12	1	2
11 2	3	4	5	6	7	8	9
00-15	11	12	5	12	22	30	61
15-30	14	7	2	5	18	22	44
30-45	3	9	21	6	7	18	37
45-00	11	3	22	13	19	36	44
HOUR							
TOT	39	20	57	29	56	98	139

AM PEAK HOUR 1100 TO 1200 VOLUME	504	PM PEAK HOUR 0330 TO 0430 VOLUME	468	AM TOTAL	2204	PM TOTAL	2755
09/01/06 FRIDAY		AM HOURS		PM HOURS			
12 1	2	3	4	5	6	7	8
12 2	3	4	5	6	7	8	9
10 1	11	9	13	10	33	10	11
15-30	19	2	1	6	17	19	14
30-45	12	6	3	7	11	30	47
45-00	5	5	6	10	9	18	18
HOUR							
TOT	46	14	21	32	50	77	94

AM PEAK HOUR 0545 TO 0645 VOLUME 112
 PM PEAK HOUR 0000 TO 0000 VOLUME 0

08/28/06 THRU 09/01/06 88
 TOTAL HOURS FOR COUNT

3 DAYS
 AVG WEEKDAY VOL 4945 X SEASONAL ADJ. FACTOR 0.9000 = 4451 X AXLE CORR FACTOR 0.8304 = ESTIMATED AVG DAILY TRAFFIC 3696

AM TOTAL 334
 PM TOTAL 0

STATE OF WASHINGTON - DEPARTMENT OF TRANSPORTATION
TRIP SUMMARY
15 MINUTE TRAFFIC COUNT SUMMARY

SR 501	MP 002.08	OFF SYSTEM ID.	LEG 2	DIRECTION OF TRAFFIC		BOTH WAYS		LANE ALL		OF	
				COUNTER NUMBER	352871	DESCRIPTION: ON SR 501 W/O FOURTH PLAIN BLVD WYE CONN	AM HOURS	PM HOURS	AM TOTAL		PM TOTAL
08/31/06 THURSDAY											
12 1	2	3	4	5	6	7	8	9	10	11	DAILY TOTAL
12 2	3	4	5	6	7	8	9	10	11	12	
00-15	11	12	25	44	102	179	149	170	166	196	
15-30	20	13	23	65	125	162	177	176	175	250	
30-45	7	14	22	10	37	67	170	220	193	243	
45-00	18	5	32	47	89	174	186	159	192	188	
TOT	65	38	75	58	132	265	571	747	676	722	

AM PEAK HOUR 1100 TO 1200 VOLUME 945
PM PEAK HOUR 1200 TO 0100 VOLUME 827

09/01/06 FRIDAY	AM HOURS		PM HOURS		AM TOTAL	PM TOTAL
	12	1	11	12		
12 1	2	3	4	5	6	7
12 2	3	4	5	6	7	8
00-15	13	5	10	31	24	113
15-30	24	4	1	16	34	46
30-45	20	15	6	12	34	71
45-00	10	7	9	16	37	61
TOT	67	31	29	54	136	202

AM PEAK HOUR 0530 TO 0630 VOLUME 342
PM PEAK HOUR 0000 TO 0000 VOLUME 0

08/28/06 THRU 09/01/06
TOTAL HOURS FOR COUNT 88

3 DAYS
AVG WEEKDAY VOL 9887 X SEASONAL ADJ. FACTOR 0.9000 = 8898 X AXLE CORR FACTOR 0.8304 = ESTIMATED AVG DAILY TRAFFIC 7389

PEAK HOUR PERCENTAGES: K = 9.82 D = 54.58
PEAK HOUR LOCATION : VOLUME = 971 DATE: 08/31/06 TIME: 11:15 AM

AM TOTAL 5056
PM TOTAL 4882

729