

*Recount
one day WB*

Diamond Traffic Counter

Interval 60 min. 15 min.
 Binned(CL/SP) Count(volume)
 Lane No 1 2
 Direction Channel 1 Ln 1 of 2
 Direction Channel 2 _____
 Unique ID# _____

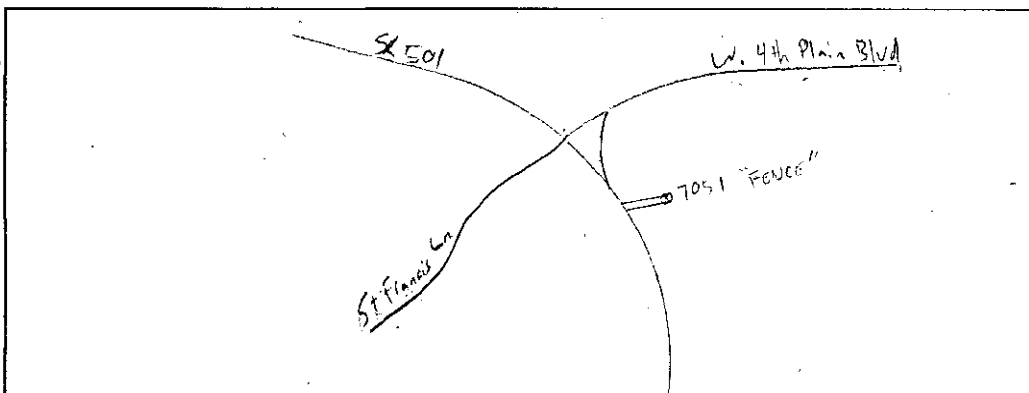
Counter No. 417051 Count ID HPMS
 SR 501 RRT/RRQ MP 1.71
 Leg 1 Direction WB OSID _____

Delete WB 10/11/12 9AM-11AM & 10/12/12 7AM-8AM from classmt.

Station Description ON E/O Fourth Wye Conn
SR 501 S/O W 4TH PLAIN BLVD (OUTSIDE LANE)

Date	Day	Time	Comments
10/08/12	2	1025	Manual (1) <u>1</u> (2) _____ SET COUNTER OK RT/CP 6.3 Counter (1) <u>1</u> (2) _____
10/09	3	1040	Manual (1) <u>7</u> (2) _____ CHECK COUNTER OK RT/CP 6.3 Counter (1) <u>7</u> (2) _____
10/10	4	0726	Manual (1) <u>4</u> (2) _____ COUNTER CHECK OK RT/CP 6.3 Counter (1) <u>4</u> (2) _____
10/11	5	1007	Manual (1) <u>5</u> (2) _____ CHECK COUNTER OK RT/CP 6.4 Counter (1) <u>5</u> (2) _____ <u>TUBE UNPLUGGED FIXED @1009</u>
10/12	6	0728	Manual (1) <u>1</u> (2) _____ P/U COUNTER OK RT/CP 6.3 Counter (1) <u>1</u> (2) _____

Sketch



RT/CP
Field Person

12/3 TRQ



15

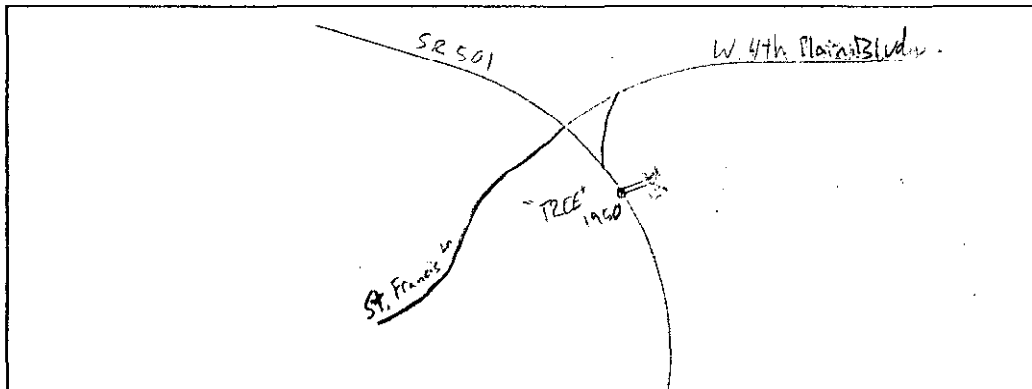
Interval 60 min. 15 min.
 Binned(CL/SP) Count(volume)
 Lane No 1 2
 Direction Channel 1 Ln 2 of 2
 Direction Channel 2 _____
 Unique ID# _____

Counter No. 411950 Count ID HPMS
 SR 501 RRT/RRQ MP 1.71
 Leg 1 Direction WB OSID _____

Station Description ON SR 501 ^{E/O Fourth} W 4TH PLAIN BLVD ^{Wye Conn} (INSIDE LANE)

Date	Day	Time	Comments
10/08/12	2	1021	Manual (1) <u>1</u> (2) _____ SET COUNTER OK RT/CP 6.2 Counter (1) 1 (2)
10/09	3	1045	Manual (1) <u>4</u> (2) _____ CHECK COUNTER OK RT/CP 6.3 Counter (1) 4 (2)
10/10	4	0731	Manual (1) <u>5</u> (2) _____ COUNTER CHECK OK RT/CP 6.2 Counter (1) 5 (2) <u>BAD TUBE FIXED OK</u>
10/11	5	1013	Manual (1) <u>8</u> (2) _____ CHECK COUNTER OK RT/CP 6.2 Counter (1) 8 (2)
10/12	6	0731	Manual (1) <u>1</u> (2) _____ P/U COUNTER OK RT/CP 6.2 Counter (1) 1 (2)

Sketch



North

RT / CP

Field Person



TS

Interval 60 min. 15 min.
 Binned(CL/SP) Count(volume)
 Lane No 1 2

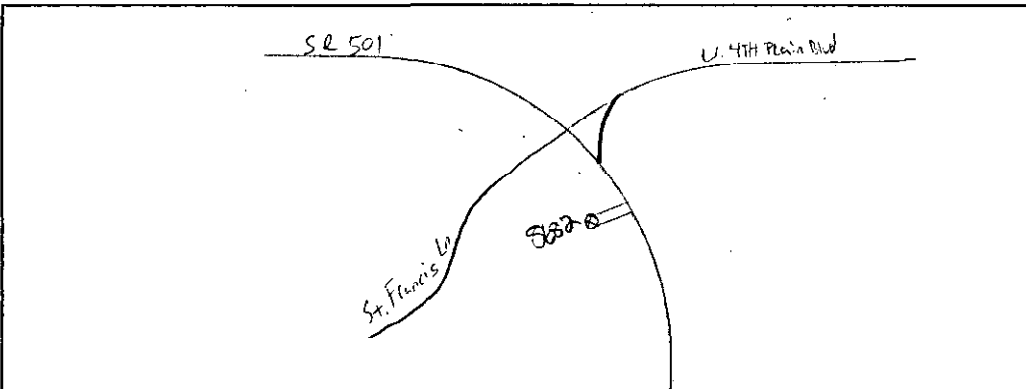
Direction Channel 1 Ln 1 of 2
 Direction Channel 2 _____
 Unique ID# _____

Counter No. 418682 Count ID HPMS
 SR 501 RRT/RRQ MP 1.71
 Leg 1 Direction EB OSID _____

Station Description ON SR 501 S/O W 4TH PLAIN BLVD (OUTSIDE LANE) *E/O Fourth Wye Conn*

Date	Day	Time	Comments
10/08/12	2	1012	Manual (1) <u>1</u> (2) _____ Counter (1) <u>1</u> (2) _____ SET COUNTER OK RT/CP 6.3
10/09	3	1050	Manual (1) <u>15</u> (2) _____ Counter (1) <u>15</u> (2) _____ CHECK COUNTER OK RT/CP 6.4
10/10	4	0727	Manual (1) <u>9</u> (2) _____ Counter (1) <u>9</u> (2) _____ COUNTER CHECK OK RT/CP 6.3
10/11	5	1008	Manual (1) <u>1</u> (2) _____ Counter (1) <u>1</u> (2) _____ CHECK COUNTER OK RT/CP 6.4
10/12	6	0734	Manual (1) <u>1</u> (2) _____ Counter (1) <u>1</u> (2) _____ P/U COUNTER OK RT/CP 6.4

Sketch



RT/CP

Field Person



TJ

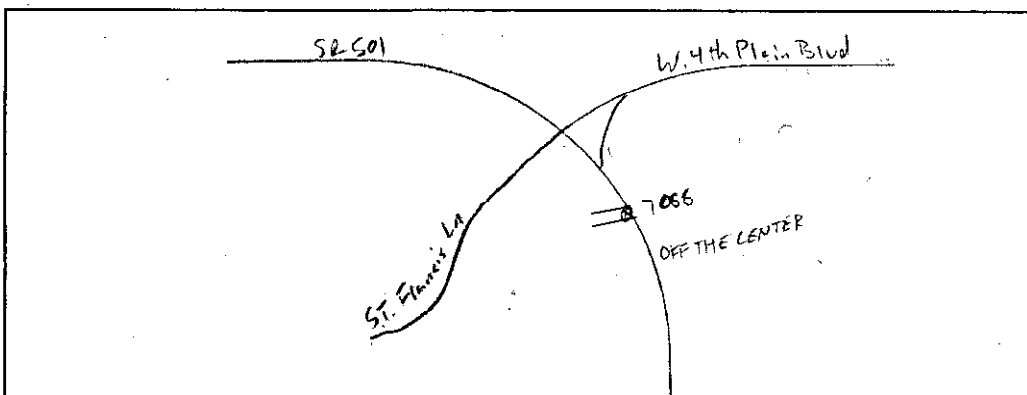
Interval 60 min. 15 min.
 Binned(CL/SP) Count(volume)
 Lane No 1 2
 Direction Channel 1 Ln 2 of 2
 Direction Channel 2 _____
 Unique ID# _____

Counter No. 417088 Count ID HPMS
 SR 501 RRT/RRQ MP 1.71
 Leg 1 Direction EB OSID _____

Station Description ON SR 501 S/O W 4TH PLAIN BLVD (INSIDE LANE)
E/O Fourth Wye Conn

Date	Day	Time	Comments
10/08/12	2	1017	Manual (1) <u>1</u> (2) _____ SET COUNTER OK RT/CP 6.4 Counter (1) <u>1</u> (2)
10/09	3	1045	Manual (1) <u>8</u> (2) _____ CHECK COUNTER OK RT/CP 6.5 Counter (1) <u>8</u> (2)
10/10	4	0732	Manual (1) <u>10</u> (2) _____ COUNTER CHECK OK RT/CP 6.3 Counter (1) <u>10</u> (2)
10/11	5	1013	Manual (1) <u>5</u> (2) _____ CHECK COUNTER OK RT/CP 6.4 Counter (1) <u>5</u> (2)
10/12	6	0731	Manual (1) <u>1</u> (2) _____ P/U COUNTER OK RT/CP 6.4 Counter (1) <u>1</u> (2)

Sketch



RT/CP
Field Person

SR 501 MP 001.71 OFF SYSTEM ID. LEG 1 DIRECTION OF TRAFFIC WESTBOUND LANE 1 OF 2

COUNT IDENTIFIER HPMS COUNTER NUMBER 417051 DESCRIPTION: ON SR 501-E/O FOURTH PLAIN BLVD WYE CONN

10-08-12 MONDAY AM HOURS	CARS PICKUPS	BUS	SINGLE MED	UNITS HVT	4+	SINGLE UNIT %	DOUBLE 4-	UNITS 5	6+	DOUBLE UNIT %	5-	TRAINS 6	7+	TRAIN %	TRUCK %	CLASS. UNKNOWN	TOTAL VEHICLES
1	2																
2	3																
3	4																
4	5																
5	6																
6	7																
7	8																
8	9																
9	10																
10	11																
11	12																
PM HOURS																	
1	71	1	4	3	3	12.2	1	4	2	7.8			1	1.1	21.1	90	
2	81	2	12	3	3	15.9	3	4	1	7.5			1	.9	24.3	107	
3	71	1	7	1	4	16.1	1	3	1	4.3			3	3.2	23.7	93	
4	99	2	9	1	1	10.7	2	4	1	5.8			2	1.7	18.2	121	
5	97		10	3	1	11.8	3	5	1	6.7					18.5	119	
6	106	1	7	2	2	8.3	1	2	1	3.3			1	.8	7.7	120	
7	120		6	1	1	4.6	1	1	2	2.3				2.0	130	130	
8	45	1	1			5.9				3.9					11.8	51	
9	33		3			10.8				5.0					10.8	37	
10	18		1			5.0	1	1		5.0					10.0	20	
11	25															25	25
12	23																24
11	11							1		4.2					4.2	11	11
AM TOTAL	71	1	4	3	3	12.2	1	4	2	7.8			1	1.1	21.1	90	
PM TOTAL	729	8	56	10	9	9.7	11	21	6	4.4			1	.9	15.0	858	
DAY TOTAL	800	9	60	13	12	9.9	12	25	8	4.7			1	.9	15.6	948	
2-AXLE EQUIVALENT																	
1054																	

SR 501 MP 001.71 OFF SYSTEM ID. LEG 1 DIRECTION OF TRAFFIC WESTBOUND LANE 1 OF 2
 COUNT IDENTIFIER HPMS COUNTER NUMBER 417051 DESCRIPTION: ON SR 501 E/O FOURTH PLAIN BLVD WYE CONN

THURSDAY AM HOURS	CARS PICKUPS	BUS	SINGLE MED	UNITS HVY	4+ UNIT %	DOUBLE UNITS 4-5	6+ UNITS 6+	DOUBLE UNITS 6-7	TRAIN UNITS 5-6	7+ UNITS 7+	TRAIN UNITS %	TRUCK UNITS %	CLASS UNKNOW	TOTAL VEHICLES
10-11-12	5		1		33.3		1					12.5		5
12 - 1	7													8
1 - 2	2													3
2 - 3	3													8
3 - 4	8													18
4 - 5	17													25
5 - 6	22		1											25
6 - 7	35		5											45
7 - 8	42		8											59
8 - 9	41		6											53
9 - 10	32		5											49
10 - 11	49		5											70
11 - 12	49		5											58
PM HOURS														
12 - 1	69		5											90
1 - 2	59		11											84
2 - 3	74		9											98
3 - 4	114		8											130
4 - 5	108		10											124
5 - 6	119		5											130
6 - 7	50		2											56
7 - 8	35		2											42
8 - 9	26		1											30
9 - 10	17		2											17
10 - 11	22													22
11 - 12	13													14
AM TOTAL	309		36											401
PM TOTAL	706		55											837
DAY TOTAL	1015		91											1238

DAY TOTAL	1015		2											1401

AM TOTAL	309		36											401
PM TOTAL	706		55											837
DAY TOTAL	1015		91											1238

*53 tube
49 Plugga
70 Plugga*

2-AXLE EQUIVALENT

STATE OF WASHINGTON - DEPARTMENT OF TRANSPORTATION
 T R I P S Y S T E M
 HOURLY TRAFFIC CLASSIFICATION SUMMARY

SR 501 MP 001.71 OFF SYSTEM ID. COUNTER NUMBER 417051 DESCRIPTION: ON SR 501 E/O FOURTH PLAIN BLVD WYE CONN LANE 1 OF 2

10-12-12	CARS PICKUPS	BUS MED	SINGLE UNITS 4+	SINGLE UNIT %	DOUBLE UNITS 4-5	DOUBLE UNITS 6+	DOUBLE UNIT %	5-6 TRAINS	7+ TRAINS	TRAIN %	TRUCK %	CLASS UNKNOWN	TOTAL VEHICLES
FRIDAY	4	1	1	20.0		1	14.3				20.0		8
AM HOURS	7												5
12 - 1	4												7
1 - 2	6					1	14.3				14.3		7
2 - 3	4		1	20.0							20.0		5
3 - 4	4		1	8.3		2	16.7				25.0		12
4 - 5	9		1	5.3		1	5.3				10.5		19
5 - 6	16		1	7.8							11.8		51
6 - 7	45		4			1	2.0						19
7 - 8													12
8 - 9													5
9 - 10													12
10 - 11													19
11 - 12													51
PM HOURS													19
12 - 1													12
1 - 2													5
2 - 3													12
3 - 4													19
4 - 5													51
5 - 6													19
6 - 7													12
7 - 8													5
8 - 9													12
9 - 10													19
10 - 11													51
11 - 12													19
AM TOTAL	91	8	8	7.5	3	2	4.7		1	.9	13.1	2	107
PM TOTAL	91	8	8	7.5	3	2	4.7		1	.9	13.1	2	107
DAY TOTAL	91	8	8	7.5	3	2	4.7		1	.9	13.1	2	107

2-AXLE EQUIVALENT 118

STATE OF WASHINGTON - DEPARTMENT OF TRANSPORTATION
 T-R-I-P S-Y-S-T-E-M
 HOURLY TRAFFIC CLASSIFICATION SUMMARY

SR 501	MP 001.71	OFF SYSTEM ID.	LEG 1	DIRECTION OF TRAFFIC	WESTBOUND	LANE 2	OF 2									
COUNT IDENTIFIER	HPMS	COUNTER NUMBER	411950	DESCRIPTION: ON SR 501 E/O- FOURTH PLAIN BLVD WYE CONN												
10-08-12																
MONDAY																
AM HOURS	CARS PICKUPS	BUS	SINGLE MED	UNITS HVY	4+	SINGLE UNIT %	DOUBLE UNITS 4-5	6+	DOUBLE UNIT %	5-	TRAINS 6	7+	TRAIN %	TRUCK %	CLASS UNKNOWN	TOTAL VEHICLES
12 - 1	1															
11 - 2	2															
10 - 3	3															
9 - 4	4															
8 - 5	5															
7 - 6	6															
6 - 7	7															
5 - 8	8															
4 - 9	9															
3 - 10	10															
2 - 11	11															
1 - 12	12															
PM HOURS																
11 - 1	1															
10 - 2	2															
9 - 3	3															
8 - 4	4															
7 - 5	5															
6 - 6	6															
5 - 7	7															
4 - 8	8															
3 - 9	9															
2 - 10	10															
1 - 11	11															
AM TOTAL	47															
PM TOTAL	363															
DAY TOTAL	410	11	58	37	8	16.7	13	75	54	20.8	1	5	8	2.1	39.6	682
															2-AXLE EQUIVALENT	974

STATE OF WASHINGTON - DEPARTMENT OF TRANSPORTATION
 T.R.I.P.S. SYSTEM
 HOURLY TRAFFIC CLASSIFICATION SUMMARY

SR 501	MP 001.71	OFF SYSTEM ID.	LEG 1	DIRECTION OF TRAFFIC	WESTBOUND	LANE 2	OF 2									
COUNT IDENTIFIER	HPMS	COUNTER NUMBER	411950	DESCRIPTION: ON SR 501 E/O FOURTH PLAIN BLVD WYE CONN												
10-09-12																
TUESDAY																
AM HOURS	CARS PICKUPS	BUS	SINGLE MED	UNITS HVY	4+	SINGLE UNIT %	DOUBLE UNITS 4-5	6+	DOUBLE UNIT %	5-6	TRAINS 6	7+	TRAIN %	TRUCK %	CLASS UNKNOWN	TOTAL VEHICLES
12 - 1	4					13.1	9	77	73	21.8	4	10	1.9	36.8	2	731
1 - 2	3					13.4	8	73	58	23.9	2	4	1.0	38.3		582
2 - 3	3															
3 - 4	11															
4 - 5	20															
5 - 6	32	1	3	2	1	11.1	2	1	2	11.1		1	3.7	25.9		27
6 - 7	105	1	9	2	1	14.0	1	2	3	11.6		2	1.6	25.6	1	43
7 - 8	95	1	5	1	1	9.3	2	14	11	7.8	1	1	1.0	18.6		129
8 - 9	54	1	9	1	1	7.8	15	15	6	17.2	1	1	0.8	25.8		128
9 - 10	54	1	6	1	2	20.2	13	13	13	26.0	1	1	1.9	48.1		104
10 - 11	45	3	9	1	1	14.3	15	15	14	29.5	2	3	4.8	48.6		105
11 - 12	36	2	3	1	1	14.3	13	17	17	34.1	1	1	2.2	50.5		91
PM HOURS						20.3	1	16	9	32.9			1.3	54.4		79
12 - 1	76	2	8	5	1	13.6	12	12	12	20.3	1	1	0.8	34.7	1	118
1 - 2	58	2	6	5	1	13.9	14	11	11	26.7			1.0	41.6		101
2 - 3	41	2	6	6	1	18.5	15	15	15	34.8	1	1	2.2	55.4		92
3 - 4	51	4	5	7	1	17.4	9	9	9	22.1			1.2	40.7		86
4 - 5	36		5	3		10.0	11	4	6	30.0			1.9	40.0		60
5 - 6	44		6	2		5.7	4	1	1	9.4				17.0		53
6 - 7	14		7	1		22.2								22.2		18
7 - 8	14		8	2		11.1								22.2		18
8 - 9	5		9	1		11.1								37.5		8
9 - 10	10		8	1		8.3								16.7		12
10 - 11	3		9											57.1		7
11 - 12	5		10											44.4		9
AM TOTAL	462	13	40	34	9	13.1	9	77	73	21.8	4	10	1.9	36.8	2	731
PM TOTAL	357	10	37	26	5	13.4	8	73	58	23.9	2	4	1.0	38.3		582
DAY TOTAL	819	23	77	60	14	13.3	17	150	131	22.7	6	14	1.5	37.5	2	1313
															2-AXLE EQUIVALENT	1908

STATE OF WASHINGTON - DEPARTMENT OF TRANSPORTATION
TRIP SYSTEM
HOURLY TRAFFIC CLASSIFICATION SUMMARY

SR 501	MP 001.71	OFF SYSTEM ID.	LEG 1	DIRECTION OF TRAFFIC	WESTBOUND	LANE 2	OF 2									
COUNT IDENTIFIER	HPMS	COUNTER NUMBER	411950	DESCRIPTION: ON SR 501 E/O FOURTH PLAIN BLVD WYE CONN												
10-10-12																
WEDNESDAY																
AM HOURS	CARS PICKUPS	BUS	SINGLE MED	HVY	4+	SINGLE UNIT %	DOUBLE UNITS	6+	DOUBLE UNIT %	5-	TRAINS	7+	TRAIN %	TRUCK %	CLASS UNKNOWN	TOTAL VEHICLES
12 - 1	4					10.5	5	2	50.0				25.0	20.0		5
1 - 2	1					22.7	1	1	20.0				75.0	75.0		4
2 - 3	1					18.6										4
3 - 4	15		1	3	2	10.5						2	10.5	21.1		19
4 - 5	17		2	3	1	22.7						2	25.0	22.7		22
5 - 6	33		2	4	1	18.6						2	10.5	23.3		43
6 - 7	108		2	6	1	9.2	5	5	50.0			2	10.5	16.9		130
7 - 8	92		2	8	1	13.6	1	9	13.6	1	1	3	3.8	28.0		132
8 - 9	44		2	9	1	15.6	10	7	32.2			3	3.3	51.1		90
9 - 10	45		2	7	1	16.5	19	9	37.1				0.9	53.6		97
10 - 11	47		2	6	2	14.8	23	13	40.7					56.5		108
11 - 12	51		12	6	1	16.5	28	15	30.9			1	0.9	47.4		97
PM HOURS							15	13								
12 - 1	73		1	5	1	9.4	11	10	20.8					31.1		106
1 - 2	84		1	13	3	15.2	16	12	21.7			1	0.9	38.4		138
2 - 3	44		1	9	1	19.2	26	12	37.5			2	1.4	57.7	1	104
3 - 4	32		2	7	3	23.8	11	8	22.2		2	1	1.0	49.2		63
4 - 5	22		1	2	1	5.9	8	1	26.5				2.9	35.3		34
5 - 6	16		2	1	1	4.5	2	2	18.2			1	4.5	42.9		22
6 - 7	12		1	1	1	4.8	2	2	33.3			1	4.8	25.0		11
7 - 8	9		1	1	1	8.3	2	2	16.7					36.4		11
8 - 9	7		1	1	1	9.1	2	2	27.3					11.1		9
9 - 10	8		1	1	1	9.1	1	1	11.1					25.0		4
10 - 11	3		1	1	1	25.0	3	3	37.5					37.5		8
11 - 12	5															
AM TOTAL	458		10	56	36	14.3	102	65	23.0		1	6	1.1	38.4		748
PM TOTAL	315		5	41	21	13.7	82	42	25.2		2	7	1.7	40.6		532
DAY TOTAL	773		15	97	57	14.1	184	107	23.9		3	13	1.3	39.3	2-AXLE EQUIVALENT	1280

Bad tube

STATE OF WASHINGTON - DEPARTMENT OF TRANSPORTATION
TRIP SYSTEM
HOURLY TRAFFIC CLASSIFICATION SUMMARY

DATE 11/06/12
TIME 07:49:02
PAGE 135

SR 501 MP 001.71 OFF SYSTEM ID. LEG 1 DIRECTION OF TRAFFIC WESTBOUND LANE 2 OF 2

COUNT IDENTIFIER HPMS COUNTER NUMBER 411950 DESCRIPTION: ON SR 501 E/O FOURTH PLAIN BLVD WYE CONN

10-12-12	CARS PICKUPS	SINGLE MED	UNITS HVY	4+	SINGLE UNIT %	DOUBLE UNITS 4-	5	6+	DOUBLE UNIT %	5- TRAINS 6	7+	TRAIN %	TRUCK %	CLASS UNKNOWN	TOTAL VEHICLES
FRIDAY	12	1			100.0				42.9				42.9		3
AM-HOURS	1				7.1				7.1				14.3		1
12 - 1	2				14.3				14.3				23.8		1
1 - 2	3				8.6				8.6				17.2		1
2 - 3	4				6.6				11.3				18.9		1
3 - 4	5														1
4 - 5	6														1
5 - 6	7														1
6 - 7	8														1
7 - 8	9														1
8 - 9	10														1
9 - 10	11														1
10 - 11	12														1
11 - 12															1
PM HOURS															1
12 - 1															1
1 - 2															1
2 - 3															1
3 - 4															1
4 - 5															1
5 - 6															1
6 - 7															1
7 - 8															1
8 - 9															1
9 - 10															1
10 - 11															1
11 - 12															1
AM TOTAL	168	1	9	6	8.1	1	11	11	11.0	1		.5	19.5	1	210
PM TOTAL	168	1	9	6	8.1	1	11	11	11.0	1		.5	19.5	1	210
DAY TOTAL	168	1	9	6	8.1	1	11	11	11.0	1		.5	19.5	1	210
														2-AXLE EQUIVALENT	256

SR 501 MP 001.71 OFF SYSTEM ID. LEG 1 DIRECTION OF TRAFFIC WESTBOUND LANE 12 OF 2

COUNT IDENTIFIER HPMS COUNTER NUMBER 411950 DESCRIPTION: ON SR 501 E/O FOURTH PLAIN BLVD WYE CONN

10-08-12	CARS PICKUPS	BUS	SINGLE MED	UNITS RHY	4+	SINGLE UNIT %	DOUBLE UNITS 4-	5	6+	DOUBLE UNIT %	5-	TRAINS 6	7+	TRAIN %	TRUCK %	CLASS UNKNOWN	TOTAL VEHICLES
MONDAY																	
AM HOURS																	
12 - 1	118	1	11	10	4	14.4	3	20	10	18.3	1	1	1	1.7	34.4		180
1 - 2	160	2	24	5	5	16.3	4	13	5	10.0			2	0.9	27.1	1	221
2 - 3	131	6	16	12	7	19.3	3	19	12	16.0	1	1	5	2.8	38.2		212
3 - 4	146	6	17	9	2	15.0	6	21	16	18.9	2	2	2	1.8	35.7		227
4 - 5	129	1	16	8	1	14.1	4	13	8	13.6	1	1	2	1.6	29.3	1	184
5 - 6	131	1	11	4	1	10.4	1	9	4	8.6			2	1.0	19.6		163
6 - 7	179	1	13	1		7.4	1	2	4	5.3	1	2	1	1.8	11.8		203
7 - 8	66	1	3	1		6.6	2	2		3.4			2	1.0	11.8		203
8 - 9	42	1	2			8.7	1	2		5.3			1	1.3	13.2		76
9 - 10	22		2			7.1			2	10.7			1	3.6	8.7		46
10 - 11	34		1			2.9			1	4.8					21.4		28
11 - 12	39		1			2.4		1	1						2.9		35
12 - 1	13														7.1		42
AM TOTAL	118	1	11	10	4	14.4	3	20	10	18.3	1	1	1	1.7	34.4		180
PM TOTAL	1092	19	107	40	16	12.6	22	80	52	10.6	1	5	15	1.4	24.6	2	1450
DAY TOTAL	1210	20	118	50	20	12.8	25	100	62	11.5	1	6	16	1.4	25.6	2	1630
															2-AXLE EQUIVALENT		2028

STATE OF WASHINGTON - DEPARTMENT OF TRANSPORTATION
 TRIP SYSTEM
 HOURLY TRAFFIC CLASSIFICATION SUMMARY

SR 501	MP 001.71	OFF SYSTEM ID.	LEG 1	DIRECTION OF TRAFFIC	WESTBOUND	LANE 12	OF 2										
COUNT IDENTIFIER	HPMS	COUNTER NUMBER	411950	DESCRIPTION: ON SR 501 E/O FOURTH PLAIN BLVD WYE CONN													
10-09-12	TUESDAY	CARS PICKUPS	BUS	SINGLE MED	HVY	4+	SINGLE UNIT %	DOUBLE UNITS 4-	DOUBLE UNITS 5	DOUBLE UNITS 6+	DOUBLE UNIT %	5- TRAINS 6	TRAIN 7+	TRAIN %	TRUCK %	CLASS UNKNOWN	TOTAL VEHICLES
12	1	10							1	2	23.1				23.1		13
11	2	12							1	1	14.3				14.3		9
10	3	9															17
9	4	17															34
8	5	25															62
7	6	48															186
6	7	148															198
5	8	145															156
4	9	91															173
3	10	96															166
2	11	97															143
1	12	77															211
PM HOURS																	182
12	1	149															184
11	2	120															208
10	3	110															200
9	4	153															97
8	5	155															55
7	6	197															32
6	7	86															32
5	8	45															32
4	9	31															10
3	10	29															1171
2	11	27															1477
1	12	19															2648
AM TOTAL		775															5457
PM TOTAL		1121															
DAY TOTAL		1896															

2-AXLE EQUIVALENT

2648
5457

SR 501 MP 001.71 OFF SYSTEM ID. LEG 1 DIRECTION OF TRAFFIC WESTBOUND LANE 12 OF 2

COUNT IDENTIFIER HPMS COUNTER NUMBER 411950 DESCRIPTION: ON SR 501 E/O FOURTH PLAIN BLVD WYE CONN

10-10-12 WEDNESDAY AM HOURS	CARS PICKUPS	BUS	SINGLE MED	UNITS HVV	4+	SINGLE UNIT %	DOUBLE 4-	UNITS 5	6+	DOUBLE UNIT %	5-	TRAINS 6	7+	TRAIN %	TRUCK %	CLASS UNKNOWN	TOTAL VEHICLES
12 - 1	10									9.1			1	12.5	37.5		11
1 - 2	5									25.0							8
2 - 3	4																4
3 - 4	21		1	2	2	10.7			2	4.8				10.7	21.4		28
4 - 5	26		4	4	2	18.2			6	11.5					18.2		33
5 - 6	50		20	5	1	14.3			9	19.9					19.0		63
6 - 7	149		14	8	1	11.0			7	11.5					17.6		11
7 - 8	143		20	8	4	16.8			9	19.9					28.8		5
8 - 9	90		17	4	2	16.0			13	26.6					40.4		3
9 - 10	92		11	7	1	15.3			18	28.7					41.1		3
10 - 11	86		15	8	5	17.2			15	21.9					50.0		1
11 - 12	111		18	6	2	14.6			15	21.9					37.6		1
12 - 1	143		16	5	3	12.7			11	13.2					27.4		197
1 - 2	165		18	7	4	12.3			14	16.0					29.9		244
2 - 3	119		19	7	5	16.7			13	23.6					41.4		203
3 - 4	108		17	6	2	16.5			1	12.0					31.0		158
4 - 5	125		6	4	2	4.1			4	10.2					15.0		147
5 - 6	158		4	1	2	3.5			3	4.6					8.7		173
6 - 7	65		4	4	1	7.4			4	11.1					19.8		81
7 - 8	38		3	3		6.7			2	8.9					15.6		45
8 - 9	40		3	3		6.4			2	8.5					14.9		47
9 - 10	30		1	1		3.0			1	3.0					6.1		33
10 - 11	29		1	1		3.1			1	3.1					6.3		32
11 - 12	16								3	15.8					15.8		19
AM TOTAL	787		11	102	45	14.5			71	17.0					33.4		1203
PM TOTAL	1036		6	92	26	10.2			48	12.8					24.2		1379
DAY TOTAL	1823		17	194	71	12.2			119	14.8					28.5		2582
2-AXLE EQUIVALENT																	
																	3361

182 had
208 tube
156 tube
174 had
178 had

STATE OF WASHINGTON - DEPARTMENT OF TRANSPORTATION
 TRIP SUMMARY
 HOURLY TRAFFIC CLASSIFICATION SUMMARY

SR 501 MP 001.71 OFF SYSTEM ID. LEG 1 DIRECTION OF TRAFFIC WESTBOUND LANE 12 OF 2
 COUNT IDENTIFIER HPMS COUNTER NUMBER 411950 DESCRIPTION: ON SR 501 E/O FOURTH PLAIN BLVD WYE CONN

THURSDAY AM HOURS	CARS PICKUPS	BUS	SINGLE MED	UNITS HVV	4+	SINGLE UNIT %	DOUBLE UNITS 4-	5	6+	DOUBLE UNIT %	5-	TRAINS 6	7+	TRAIN %	TRUCK %	CLASS UNKNOWN	TOTAL VEHICLES
10-11-12	8					25.0			2	11.1					11.1		9
12-1	12		1			3.6			1	14.3					14.3		14
1-2	3					8.3				25.0					10.7		4
2-3	25					10.5				10.7					16.7		28
3-4	30					13.3				8.0					21.8		36
4-5	60					18.5				15.5					35.0		76
5-6	146					15.9				20.0					37.9		188
6-7	130					22.7				24.8					48.9		200
7-8	90					15.5				17.6					37.3		145
8-9	70					19.4				21.5					43.1		147
9-10	82					15.6				18.9					36.3		142
10-11	11					16.9				18.4					37.3		142
11-12	82					14.7				23.5					40.7		142
12-1	133					17.7				10.4					29.2		204
1-2	125					13.0				6.8					20.9		204
2-3	119					4.7				4.7					10.0		192
3-4	135					9.6				7.2					18.1		177
4-5	140					9.3				9.3					20.4		170
5-6	153					5.7				8.6					14.3		170
6-7	68					3.7				8.6					11.1		85
7-8	43					10.0				10.0					8.6		54
8-9	29					15.6				15.6					27.4		35
9-10	23					13.1				13.1					27.4		35
10-11	32					14.2				14.2					30.1		27
11-12	16					16.0				15.6					27.4		25
AM TOTAL	738					12.8				13.1					27.4		1127
PM TOTAL	1016					14.2				15.6					30.1		1410
DAY TOTAL	1754					14.2				14.2					30.1		2537

2-AXLE EQUIVALENT 19

Handwritten: 142 undumped
 147 tube
 142 in total

SR 501 MP 001.71 OFF SYSTEM ID. LEG 1 DIRECTION OF TRAFFIC EASTBOUND LANE 1 OF 2

COUNT IDENTIFIER HPMS COUNTER NUMBER 418682 DESCRIPTION: ON SR 501 E/O FOURTH PLAIN BLVD WYE CONN

10-09-12 TUESDAY AM HOURS	CARS PICKUPS	BUS	SINGLE MED	RVY	4+	SINGLE UNIT %	DOUBLE UNITS	6+	DOUBLE UNIT %	5-	TRAINS	7+	TRAIN %	TRUCK %	CLASS UNKNOWN	TOTAL VEHICLES
12 - 1	15		1			5.9		1	11.8				11.8	11.8		17
12 - 2	14							2	11.8				11.8	17.6		17
12 - 3	6								25.0				25.0	25.0		8
12 - 4	14								17.6				17.6	17.6		17
12 - 5	6								23.5				23.5	20.0		7
12 - 6	49		1			29.4	2	2	20.0				22.9	30.0		70
12 - 7	81		2			7.1	7	5	13.8				1.7	28.4		116
12 - 8	131		5			12.8	6	10	16.4				2.6	31.8		195
12 - 9	86		1			16.0	1	15	24.7				5.6	46.3		162
12 - 10	53		6			20.7	2	15	35.7				5.0	61.4		140
12 - 11	78		4			18.7	2	14	24.5				4.5	47.7		155
12 - 12	108		5			16.3	5	24	24.2				1.6	42.1		190
PM HOURS																
12 - 1	92		3			20.3	13	10	15.5				1.4	37.2		148
12 - 2	71		7			21.3	20	9	23.5				2.2	47.1		136
12 - 3	90		5			15.4	30	12	27.2				4.1	46.7		169
12 - 4	148		5			14.2	15	10	13.2					27.5		204
12 - 5	125		21			12.8	16	5	14.0					26.7		172
12 - 6	111		10			9.2	1	5	5.3				1.7	14.5		131
12 - 7	39		5			15.0	2	4	13.3					30.0		60
12 - 8	27		7			23.3	3	3	14.0					37.2		38
12 - 9	26		6			18.4	4	4	13.2					31.6		21
12 - 10	16		2			9.5	2	2	14.3					23.8		29
12 - 11	26		1			3.4	2	1	6.9					10.3		15
12 - 12	10						4	1	33.3					33.3		15
AM TOTAL	641		25			15.0	13	93	22.6				3.4	40.9		1104
PM TOTAL	781		20			15.2	16	60	16.1				1.1	32.4		1166
DAY TOTAL	1422		45			15.1	29	153	19.3				2.2	36.6		2270
																3162

2-AXLE EQUIVALENT

STATE OF WASHINGTON - DEPARTMENT OF TRANSPORTATION
TRIP SYSTEMS
HOURLY TRAFFIC CLASSIFICATION SUMMARY

SR 501	MP 001.71	OFF SYSTEM ID.	LEG 1	DIRECTION OF TRAFFIC	EASTBOUND	LANE 1	OF 2											
COUNT IDENTIFIER	HPMS	COUNTER NUMBER	418682	DESCRIPTION: ON SR 501 E/O FOURTH PLAIN BLVD WYE CONN														
10-10-12	WEDNESDAY	CARS PICKUPS	BUS	SINGLE MED	UNITS HVY	4+	SINGLE UNIT %	DOUBLE UNITS 4-	5	6+	DOUBLE UNIT %	5-	6	7+	TRAIN %	TRUCK %	CLASS UNKNOWN	TOTAL VEHICLES
11	1	9					14.3	2	2	1	25.0	1		1	8.3	25.0		12
12	2	7					19.2	2	2	1	30.0	1		1	14.3	41.7		10
1	3	7					16.4	2	2	1	33.3	1		1	11.5	42.9		12
2	4	4					12.8	1	1	2	14.3	1		3	6.6	69.2		7
3	5	8					11.9	1	1	2	11.5	1		4	4.5	30.3		26
4	6	40	1	3	5	1	12.5	4	4	6	15.6	1		2	1.8	34.4	1	61
5	7	75					17.2	1	1	2	14.9	1		8	4.5	31.3	1	109
6	8	137	2	20	2	1	21.4	1	1	1	28.3	1		1	2.4	46.4	1	201
7	9	90	1	16	7	3	13.2	3	3	1	31.5	1		3	2.8	48.3	1	168
8	10	75	3	21	7	1	15.0	1	1	1	27.0	1		4	2.1	55.8	1	145
9	11	67	5	19	4	1	15.9	6	6	1	24.3	1		4	1.2	40.5	1	189
10	12	109	1	15	8	1	15.9	4	4	1	25.3	1		3	1.6	42.9	1	173
PM HOURS							15.6	2	2	7	24.0	1		3	2.7	41.9		182
11	1	102	2	19	6	1	10.8	4	4	10	16.6	1		6	1.3	30.0		167
12	2	103	3	14	8	1	12.8	3	3	8	7.7	1		2	1.3	21.8	2	223
1	3	97	4	16	5	1	9.4	2	2	1	4.8	1		2	1.6	17.1	1	156
2	4	156	3	8	4	1	6.5	1	1	2	13.6	1		1	1.6	12.9	2	117
3	5	122					22.7	1	1	4	18.2	1		1	2.9	27.3		62
4	6	95	1	10	3	1	9.1	1	1	2	12.5	1		1	2.9	16.7	1	44
5	7	53					4.2	1	1	4	2.9	1		2	2.9	8.8		22
6	8	28								2								24
7	9	16								2								34
8	10	20								2								20
9	11	31								2								34
10	12	13								2								20
AM TOTAL		628	13	102	36	7	14.4	6	6	157	104	4	4	2	3.5	42.3	3	1094
PM TOTAL		836	13	105	34	2	12.6	27	27	126	57	4	2	15	1.6	31.3	5	1224
DAY TOTAL		1464	26	207	70	9	13.5	33	33	283	161	4	2	51	2.5	36.5	8	2318
																2-AXLE EQUIVALENT		3279

SR 501 MP 001.71 OFF SYSTEM ID. LEG 1 DIRECTION OF TRAFFIC EASTBOUND LANE 1 OF 2

COUNT IDENTIFIER HPMS COUNTER NUMBER 418682 DESCRIPTION: ON SR 501 E/O FOURTH PLAIN BLVD WYE CONN

THURSDAY AM HOURS	CARS PICKUPS	BUS MED	SINGLE MED	UNITS HVV	4+	SINGLE UNIT %	DOUBLE 4-	DOUBLE 5	DOUBLE 6+	DOUBLE UNIT %	5-	TRAINS 6	TRAINS 7+	TRAIN %	TRUCK %	CLASS UNKNOWN	TOTAL VEHICLES
10-11-12	9																10
1	9													10.0	18.2		11
2	8														33.3		11
3	8														37.5		12
4	4														50.0		8
5	10														54.5		22
6	31														37.7		53
7	82														32.2		121
8	143														29.6		206
9	91														43.3		164
10	54														54.2		118
11	57														55.6		133
12	99														42.7		178
PM HOURS																	
1	79														47.4		152
2	73														50.3		149
3	101														42.4		177
4	139														33.8		210
5	126														25.0		168
6	102														20.3		128
7	54														23.3		73
8	28														28.2		39
9	27														20.0		35
10	16														11.1		18
11	39														18.8		48
12	12														25.0		16
AM TOTAL	597														41.3		1036
PM TOTAL	796														33.9		1213
DAY TOTAL	1393														37.3		2249
															2-AXLE EQUIVALENT		3143

STATE OF WASHINGTON -- DEPARTMENT OF TRANSPORTATION
 TRIP SYSTEM
 HOURLY TRAFFIC CLASSIFICATION SUMMARY

SR 501	MP 001.71	OFF SYSTEM ID.	LEG 1	DIRECTION OF TRAFFIC	EASTBOUND	LANE 1	OF 2								
COUNT IDENTIFIER	HPMS	COUNTER NUMBER	418682	DESCRIPTION: ON SR 501 E/O FOURTH PLAIN BLVD WYE CONN											
10-12-12															
FRIDAY															
AM HOURS	CARS PICKUPS	BUS	SINGLE MED	HVY	4+	SINGLE UNIT %	DOUBLE UNITS 4-5	6+	DOUBLE UNIT %	5-6	TRAINS 7+	TRAIN %	TRUCK %	CLASS UNKNOWN	TOTAL VEHICLES
1 - 1	13			1		6.7		1	6.7				13.3		15
2 - 2	7								12.5				12.5		8
3 - 3	5		1			28.6			11.8				28.6		7
4 - 4	13		1			11.8		2	48.3		4	13.8	23.5		17
5 - 5	10		1			3.4		6	21.1		2	3.5	65.5		29
6 - 6	33	1	6			17.5		10	13.9		4	3.7	42.1		57
7 - 7	79		8		1	9.3		7					26.9		108
8 - 8															
9 - 9															
10 - 10															
11 - 11															
12 - 12															
PM HOURS															
1 - 1	1														
2 - 2	2														
3 - 3	3														
4 - 4	4														
5 - 5	5														
6 - 6	6														
7 - 7	7														
8 - 8	8														
9 - 9	9														
10 - 10	10														
11 - 11	11														
12 - 12	12														
AM TOTAL	160	1	16	8	1	10.8	1	24	20	18.7	10	4.1	33.6		241
PM TOTAL	160	1	16	8	1	10.8	1	24	20	18.7	10	4.1	33.6		241
DAY TOTAL	160	1	16	8	1	10.8	1	24	20	18.7	10	4.1	33.6	2-AXLE EQUIVALENT	348

STATE OF WASHINGTON - DEPARTMENT OF TRANSPORTATION
 TRIP SYSTEM
 HOURLY TRAFFIC CLASSIFICATION SUMMARY

SR 501	MP 001.71	OFF SYSTEM ID.	COUNTER NUMBER 417088	LEG 1	DESCRIPTION: ON SR 501 E/O FOURTH PLAIN BLVD WYE CONN	LANE 2	OF 2									
10-08-12																
MONDAY																
AM HOURS	CARS PICKUPS	BUS	SINGLE MED HUY	4+	SINGLE UNIT %	DOUBLE 4-	DOUBLE 5	DOUBLE 6+	DOUBLE UNIT %	5-	TRAINS 6	TRAINS 7+	TRAIN %	TRUCK %	CLASS UNKNOWN	TOTAL VEHICLES
11 - 1	2															76
12 - 1	2															69
1 - 2	3															75
2 - 3	4															88
3 - 4	5															110
4 - 5	6															67
5 - 6	7															58
6 - 7	8															28
7 - 8	9															18
8 - 9	10															9
9 - 10	11															7
10 - 11	12															15
11 - 12	5															5
PM HOURS																
11 - 1	63															69
12 - 1	66															75
1 - 2	79															88
2 - 3	105															110
3 - 4	61															67
4 - 5	56															58
5 - 6	27															28
6 - 7	16															18
7 - 8	9															9
8 - 9	7															7
9 - 10	15															15
10 - 11	5															5
11 - 12																
AM TOTAL	65															76
PM TOTAL	509															549
DAY TOTAL	574															625
																645

2-AXLE EQUIVALENT

STATE OF WASHINGTON - DEPARTMENT OF TRANSPORTATION
 TRIP SYSTEM
 HOURLY TRAFFIC CLASSIFICATION SUMMARY

SR 501	MP 001.71	OFF SYSTEM ID.	LEG 1	DIRECTION OF TRAFFIC	EASTBOUND	LANE 2	OF 2								
COUNT IDENTIFIER	HPMS	COUNTER NUMBER	417088	DESCRIPTION:	ON SR 501 E/O FOURTH PLAIN BLVD WYE CONN										
10-09-12															
TUESDAY	CARS	BUS	SINGLE UNITS	4+	SINGLE UNIT %	DOUBLE UNITS	4- 5 6+	DOUBLE UNIT %	5- 6	TRAINS	7+	TRAIN %	TRUCK %	CLASS UNKNOWN	TOTAL VEHICLES
12 - 1	2														2
11 - 1	1														1
10 - 1	5														6
9 - 1	2														2
8 - 1	3														3
7 - 1	4														3
6 - 1	5														4
5 - 1	2														2
4 - 1	2														2
3 - 1	2														2
2 - 1	5														6
1 - 1	153														160
12 - 1	98	1	5	3	3.1	1		.6		1	.6	4.4	3.9	19	
11 - 1	45				3.9							3.9	7.0	102	
10 - 1	40				7.0							21.1	7.0	57	
9 - 1	57				6.3							9.5	9.5	43	
8 - 1	56				9.1							15.2	6.1	66	
7 - 1	58				3.2						2	6.5	10.1	62	
6 - 1	62				5.8							10.1	7.2	69	
5 - 1	116				6.4							7.2	8.5	125	
4 - 1	65				8.5							8.5		71	
3 - 1	61													61	
2 - 1	41													44	
1 - 1	17													17	
12 - 1	13													10	
11 - 1	21													13	
10 - 1	7													8	
9 - 1	1													1	
8 - 1	1													1	
7 - 1	1													1	
6 - 1	1													1	
5 - 1	1													1	
4 - 1	1													1	
3 - 1	1													1	
2 - 1	1													1	
1 - 1	1													1	
AM TOTAL	484	1	20	1	4.2	6	5	2.1		3	.6	6.9		1	521
PM TOTAL	526		26	1	4.8	3	4	1.6		2	.4	6.7			564
DAY TOTAL	1010	1	46	2	4.5	3	10	1.8		5	.5	6.8		1	1085
															1131

2-AXLE EQUIVALENT

SR 501 MP 001.71 OFF SYSTEM ID. LEG 1 DIRECTION OF TRAFFIC EASTBOUND LANE 2 OF 2
 COUNT IDENTIFIER HPMS COUNTER NUMBER 417088 DESCRIPTION: ON SR 501 E/O FOURTH PLAIN BLVD WYE CONN

DAY	CARS PICKUPS	BUS MED	SINGLE UNITS 4+	SINGLE UNIT %	DOUBLE UNITS 4-	DOUBLE UNITS 5	DOUBLE UNITS 6+	DOUBLE UNIT %	5- TRAINS 6	7+ TRAINS	TRAIN %	TRUCK %	CLASS UNKNOWN	TOTAL VEHICLES	
10-10-12	3				1			25.0				25.0		4	
11-11-12	2													2	
12-12-12	1													1	
1-1-13	2													2	
2-2-13	1													1	
3-3-13	1													1	
4-4-13	2													2	
5-5-13	18		1	9.5			1	4.8				50.0		21	
6-6-13	49		3	7.4			1	1.8		1	1.9	14.3		54	
7-7-13	162		2	1.2			2	1.8			.6	3.6		168	
8-8-13	114		4	3.4			1	.8				4.2		119	
9-9-13	51		10	15.9			1	1.6		1	1.6	19.0		63	
10-10-13	49		2	6.9			2	6.9			1.7	15.5		58	
11-11-13	67		6	8.9			4	6.3				15.2		79	
12-12-13	52		5	8.3			1	3.3				11.7	1	60	
1-1-14	66	1	2	5.4			2	4.1				9.5		74	
2-2-14	63		5	9.7			1	2.8				12.5		72	
3-3-14	134		8	5.6			1	.7		1	.7	6.9		144	
4-4-14	84		3	3.4			2	2.2				5.6		89	
5-5-14	54		3	5.2			1	1.7				6.9		58	
6-6-14	34													34	
7-7-14	19													19	
8-8-14	11		1	7.7			1	5.0				5.0		20	
9-9-14	11													11	
10-10-14	10													10	
11-11-14	11													11	
12-12-14	2		1	33.3								33.3		3	
AM TOTAL	519		28	5.8			10	3.0		1	.7	9.4		573	
PM TOTAL	540		28	5.4			3	2.2		3	.2	7.8	2	588	
DAY TOTAL	1059		56	5.6			13	2.6		4	.4	8.6	2	1161	
														2-AXLE EQUIVALENT	1228

STATE OF WASHINGTON - DEPARTMENT OF TRANSPORTATION
 T-R I P S S / S Y S T E M
 HOURLY TRAFFIC CLASSIFICATION SUMMARY

SR 501	MP 001.71	OFF SYSTEM ID.	LEG 1	DIRECTION OF TRAFFIC	EASTBOUND	LANE 2	OF 2														
COUNT IDENTIFIER	HPMS	COUNTER NUMBER	417088	DESCRIPTION:	ON SR 501 E/O FOURTH PLAIN BLVD WYE CONN																
10-11-12	THURSDAY	CARS PICKUPS	BUS	SINGLE MED	HVY	4+	SINGLE UNIT %	DOUBLE UNITS	4-	5	6+	DOUBLE UNIT %	5-	TRAINS	6	7+	TRAIN %	TRUCK %	CLASS UNKNOWN	TOTAL VEHICLES	
12	1	3					50.0														3
11	2	1																			1
10	3	1																			1
9	4	1																			1
8	5	3																			5
7	6	17																			19
6	7	55																			59
5	8	171																			176
4	9	95																			101
3	10	44																			52
2	11	31																			45
1	12	51																			58
PM HOURS																					
12	1	54																			59
11	2	54																			59
10	3	69																			74
9	4	113																			119
8	5	57																			65
7	6	41																			47
6	7	36																			36
5	8	16																			17
4	9	8																			9
3	10	7																			7
2	11	7																			7
1	12	12																			12
AM TOTAL		473																			522
PM TOTAL		476																			513
DAY TOTAL		949																			1035
																					1088

2-AXLE EQUIVALENT

SR 501 MP 001.71 OFF SYSTEM ID. LEG 1 DIRECTION OF TRAFFIC EASTBOUND LANE 2 OF 2
 COUNT IDENTIFIER HPMS COUNTER NUMBER 417088 DESCRIPTION: ON SR 501 E/O FOURTH PLAIN BLVD WYE CONN

10-12-12 FRIDAY AM HOURS	CARS PICKUPS	BUS MED	SINGLE UNITS HVV	4+ SINGLE UNIT %	DOUBLE UNITS 4-	5 DOUBLE UNIT %	6+ DOUBLE UNIT %	5- TRAINS 6	7+ TRAINS 7+	TRAIN %	TRUCK %	CLASS UNKNOWN	TOTAL VEHICLES
12 - 1	7												3
11 - 2	3												1
10 - 3	1												2
9 - 4	2												8
8 - 5	5												10
7 - 6	8												10
6 - 7	47												49
5 - 8													
4 - 9													
3 - 10													
2 - 11													
1 - 12													
PM HOURS													
12 - 1													
11 - 2													
10 - 3													
9 - 4													
8 - 5													
7 - 6													
6 - 7													
5 - 8													
4 - 9													
3 - 10													
2 - 11													
1 - 12													
AM TOTAL	73		2	2	5.0		3		3.8			8.8	80
PM TOTAL	73		2	2	5.0		3		3.8			8.8	80
DAY TOTAL	73		2	2	5.0		3		3.8			2-AXLE EQUIVALENT	80

STATE OF WASHINGTON - DEPARTMENT OF TRANSPORTATION
 TRIP SYSTEM E/M
 HOURLY TRAFFIC CLASSIFICATION SUMMARY

DATE 11/06/12
 TIME 07:49:02
 PAGE 152

SR 501	MP 001.71	OFF SYSTEM ID.	COUNTER NUMBER	417088	DESCRIPTION: ON SR 501 E/O FOURTH PLAIN BLVD WYE CONN	DIRECTION OF TRAFFIC	EASTBOUND	LANE 12	OF 2						
10-09-12															
TUESDAY															
AM HOURS	CARS PICKUPS	BUS	SINGLE MED	HVY	4+	SINGLE UNIT %	DOUBLE UNITS	DOUBLE UNIT %	5- TRAINS	6	7+	TRAIN %	TRUCK %	CLASS UNKNOWN	TOTAL VEHICLES
12 - 1	17					5.6	1	10.5					10.5		19
1 - 2	15						2	11.1					16.7		18
2 - 3	11						2	14.3					14.3		14
3 - 4	16						2	15.8					15.8		19
4 - 5	8	1					2	25.0					60.0		20
5 - 6	65	2				25.0	2	16.9					27.0		89
6 - 7	144	2				8.4	6	8.9					18.4		179
7 - 8	284	5				8.5	16	9.3	1				19.4		355
8 - 9	184	2				11.4	28	15.2	1				26.4		264
9 - 10	98	2				16.8	37	28.4	1				49.7		197
10 - 11	118	4				16.2	22	19.2	1				38.9		198
11 - 12	165	5				13.8	25	19.0	1				34.0		253
PM HOURS															
12 - 1	148	3				16.8	15	12.6					30.4		214
1 - 2	129	7				15.7	20	16.2					34.3	1	198
2 - 3	152	7				12.6	31	20.6					36.1	1	238
3 - 4	264	5				11.2	15	8.5	1				19.8		329
4 - 5	190					11.5	16	9.9					21.4	1	243
5 - 6	172					6.3	1	3.6					9.9	1	192
6 - 7	80					8.9	2	7.9					17.8	3	101
7 - 8	44					16.7	3	10.0					26.7		60
8 - 9	35					14.6	5	12.5					27.1		48
9 - 10	29					5.9	5	8.8					14.7		34
10 - 11	47					2.0	2	4.0					6.0		50
11 - 12	17					4.3	4	21.7					26.1		23
AM TOTAL	1125	26	109	49	4	11.6	13	16.0	3				30.0	12	1625
PM TOTAL	1307	20	134	46	4	11.8	19	11.4	2				24.0	7	1730
DAY TOTAL	2432	46	243	95	8	11.7	32	13.6	5				26.9	19	3355
													2-AXLE EQUIVALENT		4292

SR 501 MP 001.71 OFF SYSTEM ID. LEG 1 DIRECTION OF TRAFFIC EASTBOUND LANE 12 OF 2

COUNT IDENTIFIER HPMS COUNTER NUMBER 417088 DESCRIPTION: ON SR 501 E/O FOURTH PLAIN BLVD WYE CONN

DAY	AM TOTAL	PM TOTAL	CARS PICKUPS	BUS	SINGLE MED	HVY	4+	SINGLE UNIT %	DOUBLE 4-	DOUBLE 5	DOUBLE 6+	DOUBLE UNIT %	5-	TRAINS 6	TRAINS 7+	TRAIN %	TRUCK %	CLASS UNKNOWN	TOTAL VEHICLES	
10-10-12	1147	1376	12	13	130	40	8	11.5	7	163	114	17.0	4	3	39	2.5	31.0	3	1667	
WEDNESDAY	1376	14	133	14	133	36	3	10.3	30	133	60	12.3	4	3	16	1.1	23.7	7	1812	
AM HOURS	1	2	3	4	5	6	7	8	9	10	11	12	1	2	3	4	5	6	7	8
12 -	1	2	3	4	5	6	7	8	9	10	11	12	1	2	3	4	5	6	7	8
1 -	2	3	4	5	6	7	8	9	10	11	12	1	2	3	4	5	6	7	8	9
2 -	3	4	5	6	7	8	9	10	11	12	1	2	3	4	5	6	7	8	9	10
3 -	4	5	6	7	8	9	10	11	12	1	2	3	4	5	6	7	8	9	10	11
4 -	5	6	7	8	9	10	11	12	1	2	3	4	5	6	7	8	9	10	11	12
5 -	6	7	8	9	10	11	12	1	2	3	4	5	6	7	8	9	10	11	12	1
6 -	7	8	9	10	11	12	1	2	3	4	5	6	7	8	9	10	11	12	1	2
7 -	8	9	10	11	12	1	2	3	4	5	6	7	8	9	10	11	12	1	2	3
8 -	9	10	11	12	1	2	3	4	5	6	7	8	9	10	11	12	1	2	3	4
9 -	10	11	12	1	2	3	4	5	6	7	8	9	10	11	12	1	2	3	4	5
10 -	11	12	1	2	3	4	5	6	7	8	9	10	11	12	1	2	3	4	5	6
11 -	12	1	2	3	4	5	6	7	8	9	10	11	12	1	2	3	4	5	6	7
PM HOURS	154	169	160	160	190	290	206	149	87	47	27	30	42	15	1	1	1	1	1	1
12 -	1	2	3	4	5	6	7	8	9	10	11	12	1	2	3	4	5	6	7	8
1 -	2	3	4	5	6	7	8	9	10	11	12	1	2	3	4	5	6	7	8	9
2 -	3	4	5	6	7	8	9	10	11	12	1	2	3	4	5	6	7	8	9	10
3 -	4	5	6	7	8	9	10	11	12	1	2	3	4	5	6	7	8	9	10	11
4 -	5	6	7	8	9	10	11	12	1	2	3	4	5	6	7	8	9	10	11	12
5 -	6	7	8	9	10	11	12	1	2	3	4	5	6	7	8	9	10	11	12	1
6 -	7	8	9	10	11	12	1	2	3	4	5	6	7	8	9	10	11	12	1	2
7 -	8	9	10	11	12	1	2	3	4	5	6	7	8	9	10	11	12	1	2	3
8 -	9	10	11	12	1	2	3	4	5	6	7	8	9	10	11	12	1	2	3	4
9 -	10	11	12	1	2	3	4	5	6	7	8	9	10	11	12	1	2	3	4	5
10 -	11	12	1	2	3	4	5	6	7	8	9	10	11	12	1	2	3	4	5	6
11 -	12	1	2	3	4	5	6	7	8	9	10	11	12	1	2	3	4	5	6	7
PM TOTAL	1147	1376	12	13	130	40	8	11.5	7	163	114	17.0	4	3	39	2.5	31.0	3	1667	
DAY TOTAL	2523	27	263	76	11	10.8	37	296	174	14.6	4	3	55	1.8	27.2	10	3479	4507		

2-AXLE EQUIVALENT

STATE OF WASHINGTON - DEPARTMENT OF TRANSPORTATION
TRIP SYSTEM
HOURLY TRAFFIC CLASSIFICATION SUMMARY

SR 501	MP 001.71	OFF SYSTEM ID.	LEG 1	DIRECTION OF TRAFFIC	EASTBOUND	LANE 12	OF 2								
COUNT IDENTIFIER	HPMS	COUNTER NUMBER	417088	DESCRIPTION: ON SR 501 E/O FOURTH PLAIN BLVD WYE CONN											
10-11-12															
THURSDAY															
AM HOURS	CARS PICKUPS	BUS	SINGLE MED	UNITS HVY	4+	SINGLE UNIT %	DOUBLE UNITS 4-5	6+	DOUBLE UNIT %	5- TRAINS 6	7+	TRAIN %	TRUCK %	CLASS UNKNOWN	TOTAL VEHICLES
12	12		1			7.1	2	2	16.7		1	7.7	7.7		13
1	10					11.1	2	2	28.6			16.7	16.7		12
2	9					11.1	5	1	33.3			35.7	35.7		14
3	5					11.1	5	3	29.6			44.4	44.4		9
4	13					12.5	6	3	13.9			30.6	30.6		27
5	48		7			9.4	9	9	11.1		2	4.2	17.0	1	72
6	137		9			7.9	17	13	8.4		3	3.3	29.9	2	180
7	314		24			10.2	34	10	17.7		5	1.8	17.0	3	382
8	186		14			12.9	28	14	25.3		2	4.1	42.4	2	265
9	98		13			20.8	28	11	25.8		1	2.8	49.4	2	178
10	88		23			15.7	23	16	16.9		1	2.5	35.2	3	170
11	150		25			17.1	18	16	17.5		5	1.4	36.0	2	236
PM HOURS						16.3	27	9	19.2		3	2.9	20.8	1	211
12	127		25			12.0	33	10	19.1		5	1.8	38.5	1	208
1	170		20			10.9	21	11	10.9		1	1.5	31.9	1	251
2	252		27			11.6	14	6	9.0		5	.4	23.4	1	329
3	183		19			10.9	2	7	5.7		1	.6	21.0	1	233
4	143		11			11.9	3	1	2.8		1	.9	17.1	2	175
5	90		7			12.5	1	2	8.9			15.6	15.6	2	109
6	44		5			15.9	1	1	2.3			21.4	21.4	2	56
7	35		2			3.3	3	1	8.0			18.2	18.2	1	44
8	23		1			4.0	3	2	10.0			8.0	8.0	1	25
9	51		2				3	1	12.0			16.0	16.0	1	60
10	21		1				3	2							25
11															
AM TOTAL	1070	12	116	53	3	11.8	17	154	84	16.4	1	2.3	30.5	13	1558
PM TOTAL	1272	13	149	49	1	12.3	20	127	65	12.3	2	1.2	25.7	10	1726
DAY TOTAL	2342	25	265	102	4	12.1	37	281	149	14.2	3	1.7	28.0	23	3284
													2-AXLE EQUIVALENT		4251

SR 501 MP 001.71 OFF SYSTEM ID. LEG 1 DIRECTION OF TRAFFIC EASTBOUND LANE 12 OF 2
 COUNT IDENTIFIER HPMS COUNTER NUMBER 417088 DESCRIPTION: ON SR 501 E/O FOURTH PLAIN BLVD WYE CONN

10-12-12 FRIDAY AM HOURS	CARS PICKUPS	BUS	SINGLE MED	UNITS HVV	4+	SINGLE UNIT %	DOUBLE UNITS	4- 5	6+	DOUBLE UNIT %	5- 6	TRAINS 7+	TRAIN %	TRUCK %	CLASS UNKNOWN	TOTAL VEHICLES	
12 - 1	20			1		4.5			1	9.1				9.1		22	
11 - 2	10					25.0				10.5				25.0		11	
10 - 3	6		1			10.5				40.5				21.1		8	
9 - 4	15		1			8.1				19.4				59.5		19	
8 - 5	41		7			16.4				19.4				38.8		37	
7 - 6	126		9			7.0		1		10.2				19.7		67	
6 - 7																157	
5 - 8																	
4 - 9																	
3 - 10																	
2 - 11																	
1 - 12																	
PM HOURS																	
12 - 1																	
11 - 2																	
10 - 3																	
9 - 4																	
8 - 5																	
7 - 6																	
6 - 7																	
5 - 8																	
4 - 9																	
3 - 10																	
2 - 11																	
1 - 12																	
AM TOTAL	233	1	18	10	1	9.3	1	27	20	15.0		10	3.1	27.4		321	
PM TOTAL	233	1	18	10	1	9.3	1	27	20	15.0		10	3.1	27.4		321	
DAY TOTAL	233	1	18	10	1	9.3	1	27	20	15.0		10	3.1	27.4		321	
																	434

10-08-12 THRU 10-12-12

AVERAGE WEEKDAY CLASSIFICATION VOLUMES *****

AVG WEEKDAY VOLUME	CARS PICKUPS	BUS	SINGLE MED	UNITS HVV	4+	SINGLE UNIT %	DOUBLE UNITS	4- 5	6+	DOUBLE UNIT %	5- 6	TRAINS 7+	TRAIN %	TRUCK %	CLASS UNKNOWN	TOTAL VEHICLES
2432	33	257	91	8		11.5	35	281	161	14.1	4	3	51	1.7	27.4	3373
																4345

TOTAL HOURS FOR COUNT 91
 3 DAYS
 AVG WEEKDAY VOL 3373 X SEASONAL ADJ. FACTOR 0.9400 = ESTIMATED AVG DAILY TRAFFIC 3171

SR 501	MP 001.71	OFF SYSTEM ID.	LEG 1	DIRECTION OF TRAFFIC	BOTH WAYS	LANE ALL OF											
COUNT IDENTIFIER	HPMS	COUNTER NUMBER	417088	DESCRIPTION: ON SR 501 E/O FOURTH PLAIN BLVD WYE CONN													
10-08-12	CARS	SINGLE	DOUBLE	DOUBLE	5-	TRAINS	7+	TRAIN	TRUCK	CLASS	TOTAL						
MONDAY	PICKUPS	BUS	MED	HVY	4+	UNIT %	4-	5	6+	UNIT %	5-	6	7+	%	UNKNOWN	VEHICLES	
AM HOURS																	
12 - 1	326					12.8	6	47	31	19.2	1	2	3	1.4	33.3	4	438
1 - 1	298	7	50	11	5	15.8	9	28	15	11.3		1	8	1.7	28.9	2	461
2 - 3	324	9	36	23	8	16.5	8	49	20	16.7		1	9	2.2	35.3	1	462
3 - 4	389	16	38	23	2	15.7	13	49	27	17.7		4	7	2.2	35.6	503	
4 - 5	320	3	41	19	2	12.6	6	33	17	10.9		1	3	.8	24.2	2	516
5 - 6	332	2	27	12	2	10.9	4	19	7	7.6		1	2	.3	18.7	1	395
6 - 7	141	1	11	2	1	7.2	2	5	9	4.2				.5	11.9	3	377
7 - 8	89	1	8			8.3	1	6	3	6.6		1	1	1.8	14.8	169	106
8 - 9	51	1	4			8.5	1	3	3	6.6				.9	16.0	61	70
9 - 10	63					8.2	1	2	3	6.6				1.6	16.4	10.0	88
10 - 11	81		2			2.9			1	5.7				1.4	10.0		
11 - 12	32		2			2.3			3	4.5					6.8		
AM TOTAL	288	3	29	20	4	12.8	6	47	31	19.2	1	2	3	1.4	33.3	4	438
PM TOTAL	2446	42	241	92	20	12.2	47	195	105	10.7	3	7	32	1.3	24.2	10	3240
DAY TOTAL	2734	45	270	112	24	12.3	53	242	136	11.7	4	9	35	1.3	25.3	14	3678
															2-AXLE EQUIVALENT		4558

SR 501	MP 001.71	OFF SYSTEM ID.	COUNTER NUMBER 417088	DESCRIPTION: ON SR 501 E/O FOURTH PLAIN BLVD WYE CONN	LEG 1	DIRECTION OF TRAFFIC BOTH WAYS	LANE ALL OF												
10-09-12	TUESDAY	CARS PICKUPS	BUS	SINGLE MED	HVY	4+	SINGLE UNIT %	DOUBLE 4-	DOUBLE 5	DOUBLE 6+	DOUBLE UNIT %	5-	TRAINS 6	TRAINS 7+	TRAIN %	TRUCK %	CLASS UNKNOWN	TOTAL VEHICLES	
12 -	1	27		1			3.1		2	2	15.6					15.6		32	
1 -	2	27							2	2	12.5					15.6		32	
2 -	3	20							2	2	8.7					8.7		23	
3 -	4	33							2	3	8.3					8.3		36	
4 -	5	33	1	1	7	6	16.7	2	2	4	14.8					37.0		54	
5 -	6	113	2	9	7	2	9.3	2	10	8	13.2					24.5		151	
6 -	7	292	3	22	3	2	9.2	1	13	18	8.8					19.2		365	
7 -	8	429	6	33	6	2	9.2	2	36	24	11.2					22.1		553	
8 -	9	275	3	33	17	4	13.6	5	47	24	18.1	1	1	1	2.6	47.3	1	420	
9 -	10	194	9	32	16	6	17.0	5	58	32	25.7	1	2	14	4.6	39.6	1	370	
10 -	11	215	6	31	16	6	16.2	4	39	32	20.6		1	9	2.7	39.6	5	364	
11 -	12	242	9	31	20	6	16.7	7	44	28	19.9	1	1	6	1.8	38.4	2	396	
PM HOURS																			
12 -	1	297	5	40	15	6	15.5	2	30	24	13.2		1	3	.9	29.6	2	425	
1 -	2	249	9	26	14	2	13.4	6	42	21	18.2			9	2.4	33.9	2	380	
2 -	3	262	9	28	17	7	14.4	8	51	28	20.6	1	2	9	2.8	37.9	2	422	
3 -	4	417	8	34	19	4	12.1	6	26	21	9.9			1	.2	22.2	1	537	
4 -	5	345	1	42	3	2	10.8	5	31	11	10.6			1	.2	21.7	2	443	
5 -	6	369		17	4	1	5.4	1	5	8	3.4	1		2	.5	9.3	2	409	
6 -	7	166		11	6	4	8.6	2	4	5	5.6					14.6	3	198	
7 -	8	89	1	10	4	1	13.9	1	3	6	8.7					22.6	1	115	
8 -	9	66		8	4	1	10.7	2	6	6	10.7					21.4	1	84	
9 -	10	58		3	1		4.5	1	4	1	7.6					12.1	1	66	
10 -	11	74		3	1		1.2	1	6	1	8.5					9.8	1	82	
11 -	12	36		1			2.2		7	2	19.6					21.7	1	46	
AM TOTAL		1900	39	193	92	30	12.7	28	255	178	16.5	3	4	57	2.3	31.4	17	2796	
PM TOTAL		2428	33	221	83	23	11.2	34	215	128	11.8	2	3	25	.9	23.9	12	3207	
DAY TOTAL		4328	72	414	175	53	11.9	62	470	306	14.0	5	7	82	1.6	27.4	29	6003	
																2-AXLE EQUIVALENT		7749	

SR 501 MP 001.71 OFF SYSTEM ID. LEG 1 DIRECTION OF TRAFFIC BOTH WAYS LANE ALL OF
COUNT IDENTIFIER HPMS COUNTER NUMBER 417088 DESCRIPTION: ON SR 501 E/O FOURTH PLAIN BLVD WYE CONN

10-10-12 WEDNESDAY AM HOURS	CARS PICKUPS	BUS	SINGLE MED	HVY	4+	SINGLE UNIT %	DOUBLE 4-5	6+	DOUBLE UNIT %	5-6	7+	TRAIN %	TRUCK %	CLASS UNKNOWN	TOTAL VEHICLES
12 - 1	22														27
1 - 2	14														20
2 - 3	12														17
3 - 4	26														37
4 - 5	36														61
5 - 6	108														145
6 - 7	273														345
7 - 8	442														577
8 - 9	294														443
9 - 10	218														366
10 - 11	202														386
11 - 12	287														446
PM HOURS															
12 - 1	297														430
1 - 2	334														500
2 - 3	279														442
3 - 4	398														525
4 - 5	331														392
5 - 6	307														348
6 - 7	152														177
7 - 8	85														109
8 - 9	67														82
9 - 10	60														67
10 - 11	71														77
11 - 12	31														42
AM TOTAL	1934	24	232	85	25	12.8	15	185	17.0	1	8	2.3	32.0	17	2870
PM TOTAL	2412	20	225	62	20	10.2	52	108	12.5	4	2	1.1	23.9	16	3191
DAY TOTAL	4346	44	457	147	45	11.4	67	293	14.7	5	10	1.7	27.8	33	6061
														2-AXLE EQUIVALENT	7867

Bad
tube
Ln 2 of 2

SR 501 MP 001.71 OFF SYSTEM ID. LEG 1 DIRECTION OF TRAFFIC BOTH WAYS LANE ALL OF

COUNT IDENTIFIER HPMS COUNTER NUMBER 417088 DESCRIPTION: ON SR 501 E/O FOURTH PLAIN BLVD WYE CONN

THURSDAY AM HOURS	CARS PICKUPS	BUS	SINGLE MED	UNITS HVV	4+	SINGLE UNIT %	DOUBLE UNITS 4-	5	6+	DOUBLE UNIT %	5-	TRAINS 6	7+	TRAIN %	TRUCK %	CLASS UNKNOWN	TOTAL VEHICLES
10-11-12																	
12-1	20					11.1			4	15.4			1	4.5	9.1		26
1-1	22		2			5.4		2	2	22.2			1	2.7	15.4		26
2-1	12					9.5		3	1	10.8			5	7.9	33.3		18
3-1	30					11.5		3	2	12.7			5	7.9	30.2		37
4-1	43					11.5		3	3	10.8			5	7.9	30.2		63
5-1	108		10			11.5		8	16	9.5			5	1.9	25.0		148
6-1	283		26			11.4		16	25	10.8			5	1.9	22.8		582
7-1	444		47			11.5		38	23	9.5			5	1.5	23.2		882
8-1	276		30			12.2		51	20	18.5			5	2.9	45.3		410
9-1	168		31			17.4		47	26	25.1			7	3.4	44.1		311
10-1	170		34			18.4		44	18	22.2			10	2.9	44.1		320
11-1	232		41			17.1		42	27	18.7			7	2.4	38.2		380
12-1	266		34			16.3		39	31	18.2			6	1.7	36.2		423
1-2	252		48			16.6		49	20	18.8			7	2.4	37.9		409
2-2	289		40			13.2		65	24	21.1			5	1.5	35.8		455
3-2	387		44			13.4		32	18	10.7			6	1.3	25.5		521
4-2	323		37			12.2		22	9	8.0			2	1.7	21.0		410
5-2	296		20			7.8		5	10	5.2			2	0.6	13.6		345
6-2	158		19			10.9		4	2	4.7			1	0.9	16.7		192
7-2	87		10			10.9		4	3	9.1			1	1.0	20.9		110
8-2	64		7			11.4		2	1	5.1			1	0.9	16.5		79
9-2	46		1			1.9		2	1	5.8			1	1.9	9.6		52
10-2	83		2			2.1		2	1	9.5			1	1.1	12.6		95
11-2	37		2			6.7		5	2	11.1			1	1.1	17.8		45
AM TOTAL	1808		18			13.6		27	148	16.1			49	2.2	31.8		2685
PM TOTAL	2288		23			12.5		39	121	12.7			32	1.3	26.5		3136
DAY TOTAL	4096		41			13.0		66	269	14.2			81	1.7	28.9		5821
															2-AXLE EQUIVALENT		7534

Ln 1 of 2
unplugged

SR 501 MP 001.71 OFF SYSTEM ID. LEG 1 DIRECTION OF TRAFFIC BOTH WAYS LANE ALL OF

COUNT IDENTIFIER HPMS COUNTER NUMBER 417088 DESCRIPTION: ON SR 501 E/O FOURTH PLAIN BLVD WYE CONN

FRIDAY AM HOURS	CARS PICKUPS	BUS	SINGLE MED	HVY	4+	SINGLE UNIT %	DOUBLE UNITS	4-	5	6+	DOUBLE UNIT %	5-	TRAINS 6	7+	TRAIN %	TRUCK %	CLASS UNKNOWN	TOTAL VEHICLES	
10-12-12	31		1	1	4+	2.7	2		2	2	10.8					13.5	1	37	
11-1	17					5.3	1		1	1	5.3					10.5		19	
12-2	12		2			18.8				1	6.3					25.0		16	
1-3	31		1			10.5	1		1	2	7.9					18.4		38	
2-4	40		2			10.0	10		9	2	27.1					42.9		70	
3-5	105		10			11.8	13		6	4	13.2					26.4		144	
4-6	256		19			7.0	14		13	5	9.2					18.2		314	
5-7																			
6-8																			
7-9																			
8-10																			
9-11																			
10-12																			
PM HOURS																			
11-1	1																		
12-2	2																		
1-3	3																		
2-4	4																		
3-5	5																		
4-6	6																		
5-7	7																		
6-8	8																		
7-9	9																		
8-10	10																		
9-11	11																		
10-12	12																		
AM TOTAL	492		35	16	2	8.6	41	33	11.9	1	11.9				1.9	22.4	3	638	
PM TOTAL	492		2	35	16	2	8.6	2	41	33	11.9				1.9	22.4	3	638	
DAY TOTAL	492		2	35	16	2	8.6	2	41	33	11.9				1.9	22.4	3	638	

10-08-12 THRU 10-12-12

AVERAGE WEEKDAY CLASSIFICATION VOLUMES *****

CARS PICKUPS	BUS	SINGLE MED	HVY	4+	SINGLE UNIT %	DOUBLE UNITS	4-	5	6+	DOUBLE UNIT %	5-	TRAINS 6	7+	TRAIN %	TRUCK %	CLASS UNKNOWN	TOTAL VEHICLES
4257	52	452	172	45	12.1	65	497	289	14.3	5	10	83		1.4	27.6	37	5962
4328	59	428	171	53	11.81	65	486	357	14.25	5	9	84		1.6	28.0	35	7717
5962	91	5962	171	53	11.81	65	486	357	14.25	5	9	84		1.6	28.0	35	7717

AVG WEEKDAY VOLUME: 4257
 CARS PICKUPS: 4328
 BUS MED HVY: 59 428 171
 4+ 53
 SINGLE UNIT %: 11.81
 DOUBLE UNITS: 65 497 289
 4- 5 6+
 DOUBLE UNIT %: 14.3
 5- 10
 TRAINS: 83
 TRAIN %: 1.4
 TRUCK %: 27.6
 CLASS UNKNOWN: 37
 TOTAL VEHICLES: 5962

PEAK HOUR PERCENTAGES: K = 9.76 D = 65.64 T = 23.20
 PEAK HOUR LOCATION: VOLUME = 582 DATE: 10/11/12 TIME: 07:00 AM

Note: One Day LWB

0.77117

7802

TS

Interval 60 min. 15 min.
 Binned(CL/SP) Count(volume)
Lane No 1 2

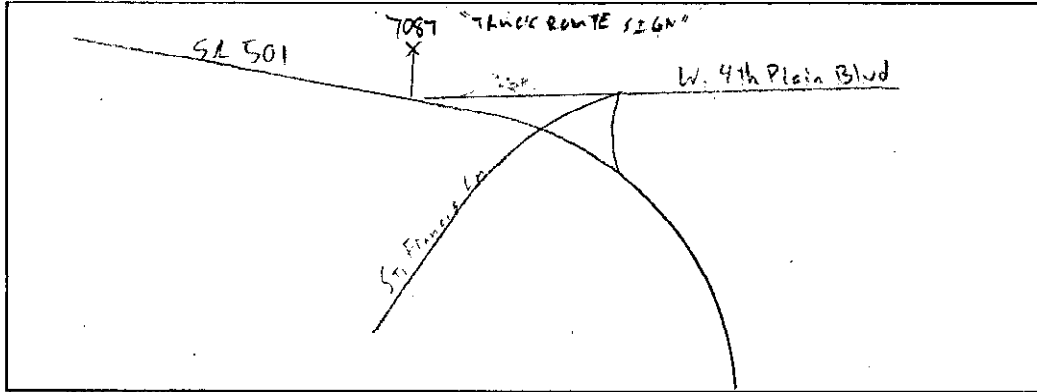
Direction Channel 1 _____
Direction Channel 2 _____
Unique ID# _____

Counter No. 417087 Count ID ATR
SR 501 RRT/RRQ MP 2.08
Leg 2 Direction WB OSID _____

Station Description ON SR 501 W/O ^{Fourth} W 4TH PLAIN BLVD WYE CONN

Date	Day	Time	Comments
10/08/12	2	1037	Manual (1) <u>1</u> (2) _____ Counter (1) <u>1</u> (2) _____ SET COUNTER OK RT/CP 6.4
10/09	3	1057	Manual (1) <u>45</u> (2) _____ Counter (1) <u>45</u> (2) _____ CHECK COUNTER OK RT/CP 6.8
10/10	4	0743	Manual (1) <u>43</u> (2) _____ Counter (1) <u>43</u> (2) _____ COUNTER CHECK OK RT/CP 6.4
10/11	5	1020	Manual (1) <u>20</u> (2) _____ Counter (1) <u>20</u> (2) _____ CHECK COUNTER OK RT/CP 6.7
10/12	6	0737	Manual (1) <u>1</u> (2) _____ Counter (1) <u>1</u> (2) _____ P/U COUNTER OK RT/CP 6.4

Sketch



RT/CP
Field Person



TS

Interval 60 min. 15 min.
 Binned(CL/SP) Count(volume)
Lane No 1 2

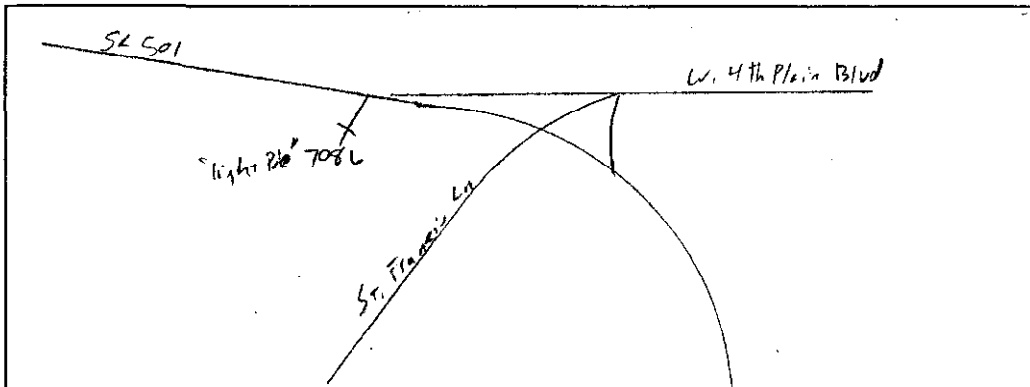
Direction Channel 1 _____
Direction Channel 2 _____
Unique ID# _____

Counter No. 417086 Count ID ATR
SR 501 RRT/RRQ MP 2.08
Leg 2 Direction EB OSID _____

Station Description ON SR 501 W/O ^{Fourth} W 4TH PLAIN BLVD WYE CONN

Date	Day	Time	Comments
10/08/12	2	1033	Manual (1) <u>1</u> (2) _____ SET COUNTER OK RT/CP 6.3 Counter (1) 1 (2)
10/09	3	1100	Manual (1) <u>24</u> (2) _____ CHECK COUNTER OK RT/CP 6.4 Counter (1) 24 (2)
10/10	4	0743	Manual (1) <u>27</u> (2) _____ COUNTER CHECK OK RT/CP 6.3 Counter (1) 27 (2)
10/11	5	1021	Manual (1) <u>30</u> (2) _____ CHECK COUNTER OK RT/CP 6.4 Counter (1) 30 (2)
10/12	6	0739	Manual (1) <u>1</u> (2) _____ P/U COUNTER OK RT/CP 6.3 Counter (1) 1 (2)

Sketch



RT/CP
Field Person

SR 501 MP 002.08 OFF SYSTEM ID. LEG 2 DIRECTION OF TRAFFIC WESTBOUND LANE ALL OF

COUNT IDENTIFIER ATR COUNTER NUMBER 417087 DESCRIPTION: ON SR 501 W/O FOURTH PLAIN BLVD WYE CONN

10/08/12 MONDAY

AM HOURS	1	2	3	4	5	6	7	8	9	10	11	12	DAILY TOTAL
00-15	1	2	3	4	5	6	7	8	9	10	11	12	117
15-30	1	2	3	4	5	6	7	8	9	10	11	12	117
30-45	1	2	3	4	5	6	7	8	9	10	11	12	117
45-00	1	2	3	4	5	6	7	8	9	10	11	12	117
TOT	117	92	95	86	77	63	39	49	13	8	7	6	2632

AM PEAK HOUR 1045 TO 1145 VOLUME 385
 PM PEAK HOUR 1230 TO 0130 VOLUME 459

10/09/12 TUESDAY

AM HOURS	1	2	3	4	5	6	7	8	9	10	11	12	DAILY TOTAL
00-15	1	2	3	4	5	6	7	8	9	10 <td>11</td> <td>12</td> <td>117</td>	11	12	117
15-30	1	2	3	4	5	6	7	8	9	10 <td>11</td> <td>12</td> <td>117</td>	11	12	117
30-45	1	2	3	4	5	6	7	8	9	10 <td>11</td> <td>12</td> <td>117</td>	11	12	117
45-00	1	2	3	4	5	6	7	8	9	10 <td>11</td> <td>12</td> <td>117</td>	11	12	117
TOT	18	11	11	36	70	159	452	390	392	372	369	310	4636

AM PEAK HOUR 0615 TO 0715 VOLUME 489
 PM PEAK HOUR 0115 TO 0215 VOLUME 412

10/10/12 WEDNESDAY

AM HOURS	1	2	3	4	5	6	7	8	9	10	11	12	DAILY TOTAL
00-15	1	2	3	4	5	6	7	8	9	10 <td>11</td> <td>12</td> <td>117</td>	11	12	117
15-30	1	2	3	4	5	6	7	8	9	10 <td>11</td> <td>12</td> <td>117</td>	11	12	117
30-45	1	2	3	4	5	6	7	8	9	10 <td>11</td> <td>12</td> <td>117</td>	11	12	117
45-00	1	2	3	4	5	6	7	8	9	10 <td>11</td> <td>12</td> <td>117</td>	11	12	117
TOT	14	23	4	50	55	156	451	473	344	328	388	343	4556

AM PEAK HOUR 0615 TO 0715 VOLUME 496
 PM PEAK HOUR 0100 TO 0200 VOLUME 446

SR 501 MP 002.08 OFF SYSTEM ID. LEG 2 DIRECTION OF TRAFFIC WESTBOUND LANE ALL OF

COUNT IDENTIFIER ATR COUNTER NUMBER 417087 DESCRIPTION: ON SR 501 W/O FOURTH PLAIN BLVD WYE CONN

10/11/12 THURSDAY	AM HOURS												PM HOURS												DAILY TOTAL
	1	2	3	4	5	6	7	8	9	10	11	12	1	2	3	4	5	6	7	8	9	10	11	12	
12	1	2	3	4	5	6	7	8	9	10	11	12	1	2	3	4	5	6	7	8	9	10	11	12	867
10	16	13	44	57	162	472	413	339	309	312	321	407	354	369	269	182	147	72	43	25	34	35	25	4430	
AM PEAK HOUR 0615 TO 0715 VOLUME 510													PM PEAK HOUR 1230 TO 0130 VOLUME 443												AM TOTAL 2468
PM PEAK HOUR 0630 TO 0730 VOLUME 409													PM PEAK HOUR 0000 TO 0000 VOLUME 0												PM TOTAL 1962

10/12/12 FRIDAY	AM HOURS												PM HOURS												DAILY TOTAL
	1	2	3	4	5	6	7	8	9	10	11	12	1	2	3	4	5	6	7	8	9	10	11	12	
12	1	2	3	4	5	6	7	8	9	10	11	12	1	2	3	4	5	6	7	8	9	10	11	12	867
10	13	9	43	54	164	403	169														AM TOTAL 867				
AM PEAK HOUR 0630 TO 0730 VOLUME 409													PM PEAK HOUR 0000 TO 0000 VOLUME 0												PM TOTAL 0

10/08/12 THRU 10/12/12
TOTAL HOURS FOR COUNT 91

3 DAYS
AVG WEEKDAY VOL 4541 X SEASONAL ADJ. FACTOR 0.9400 = 4269 X AXLE CORR FACTOR 0.7936 = ESTIMATED AVG DAILY TRAFFIC 3388

FACTOR GROUP GR-02

FACTOR GROUP GR-A9

15 MINUTE TRAFFIC COUNT SUMMARY

SR 501 MP 002.08 OFF SYSTEM ID. LEG 2 DIRECTION OF TRAFFIC EASTBOUND LANE ALL OF

COUNT IDENTIFIER ATR COUNTER NUMBER 417086 DESCRIPTION: ON SR 501 W/O FOURTH PLAIN BLVD WYE CONN

10/08/12 MONDAY	AM HOURS												PM HOURS												DAILY TOTAL
12	1	2	3	4	5	6	7	8	9	10	11	12	1	2	3	4	5	6	7	8	9	10	11	12	
1	2	3	4	5	6	7	8	9	10	11	12	1	2	3	4	5	6	7	8	9	10	11	12	15	
AM PEAK HOUR 1100 TO 1200 VOLUME 532												PM PEAK HOUR 0315 TO 0415 VOLUME 571												AM TOTAL 615	
PM PEAK HOUR 0315 TO 0415 VOLUME 571												AM TOTAL 2993												PM TOTAL 2993	

10/09/12 TUESDAY	AM HOURS												PM HOURS												DAILY TOTAL
12	1	2	3	4	5	6	7	8	9	10	11	12	1	2	3	4	5	6	7	8	9	10	11	12	
1	2	3	4	5	6	7	8	9	10	11	12	1	2	3	4	5	6	7	8	9	10	11	12	14	
AM PEAK HOUR 1100 TO 1200 VOLUME 463												PM PEAK HOUR 0315 TO 0415 VOLUME 570												AM TOTAL 2069	
PM PEAK HOUR 0315 TO 0415 VOLUME 570												AM TOTAL 2926												PM TOTAL 2926	

10/10/12 WEDNESDAY	AM HOURS												PM HOURS												DAILY TOTAL
12	1	2	3	4	5	6	7	8	9	10	11	12	1	2	3	4	5	6	7	8	9	10	11	12	
1	2	3	4	5	6	7	8	9	10	11	12	1	2	3	4	5	6	7	8	9	10	11	12	12	
AM PEAK HOUR 1100 TO 1200 VOLUME 526												PM PEAK HOUR 0300 TO 0400 VOLUME 600												AM TOTAL 2063	
PM PEAK HOUR 0300 TO 0400 VOLUME 600												AM TOTAL 2882												PM TOTAL 2882	

SR 501 MP 002.08 OFF SYSTEM ID. LEG. 2 DIRECTION OF TRAFFIC EASTBOUND LANE ALL OF

COUNT IDENTIFIER ATR COUNTER NUMBER 417086 DESCRIPTION: ON SR 501 W/O FOURTH PLAIN BLVD WYE CONN

10/11/12 THURSDAY		AM HOURS												PM HOURS												DAILY TOTAL
COUNT	IDENTIFIER	1	2	3	4	5	6	7	8	9	10	11	12	1	2	3	4	5	6	7	8	9	10	11	12	
12	1	1	2	3	4	5	6	7	8	9	10	11	12	1	2	3	4	5	6	7	8	9	10	11	12	4748
9	2	5	8	6	10	19	10	21	28	48	64	83	94	112	89	106	108	111	100	52	29	16	5	32	13	
4	3	2	2	10	26	8	25	79	78	78	79	82	93	82	92	106	127	90	77	45	23	8	2	31	9	
4	4	7	4	3	2	23	45	27	93	64	103	96	86	74	106	239	117	45	22	22	8	2	16	10	10	
14	5	2	6	9	12	14	19	78	96	77	84	143	100	116	99	102	91	68	20	15	11	13	5	1	1	
31	16	18	28	59	55	110	198	315	284	352	426	380	371	417	576	409	290	139	89	43	25	84	33	4748		
		AM PEAK HOUR 1100 TO 1200 VOLUME 426												PM PEAK HOUR 0315 TO 0415 VOLUME 579												AM TOTAL 1892
		PM PEAK HOUR 0315 TO 0415 VOLUME 579																								PM TOTAL 2856

10/12/12 FRIDAY		AM HOURS												PM HOURS												DAILY TOTAL
COUNT	IDENTIFIER	1	2	3	4	5	6	7	8	9	10	11	12	1	2	3	4	5	6	7	8	9	10	11	12	
12	1	1	2	3	4	5	6	7	8	9	10	11	12	1	2	3	4	5	6	7	8	9	10	11	12	437
1	2	5	8	6	10	19	10	21	28	48	64	83	94	112	89	106	108	111	100	52	29	16	5	32	13	
4	3	2	2	10	26	8	25	79	78	78	79	82	93	82	92	106	127	90	77	45	23	8	2	31	9	
4	4	7	4	3	2	23	45	27	93	64	103	96	86	74	106	239	117	45	22	22	8	2	16	10	10	
2	5	2	6	9	12	14	19	78	96	77	84	143	100	116	99	102	91	68	20	15	11	13	5	1	1	
30	22	13	37	70	58	105	102	315	284	352	426	380	371	417	576	409	290	139	89	43	25	84	33	4748		
		AM PEAK HOUR 0630 TO 0730 VOLUME 172												PM PEAK HOUR 0000 TO 0000 VOLUME 0												AM TOTAL 437
		PM PEAK HOUR 0000 TO 0000 VOLUME 0																								PM TOTAL 0

10/08/12 THRU 10/12/12
TOTAL HOURS FOR COUNT 91

3 DAYS FACTOR GROUP GR-02
AVG WEEKDAY VOL 4896 X SEASONAL ADJ. FACTOR 0.9400 = 4602 X AXLE CORR FACTOR 0.7936 = ESTIMATED AVG DAILY TRAFFIC 3652

SR 501 MP 002.08 OFF SYSTEM ID. LEG 2 DIRECTION OF TRAFFIC BOTH WAYS LANE ALL OF

COUNT IDENTIFIER ATR COUNTER NUMBER 417086 DESCRIPTION: ON SR 501 W/O FOURTH PLAIN BLVD WYE CONN

10/08/12 MONDAY	AM HOURS												PM HOURS												DAILY TOTAL																																
	1	2	3	4	5	6	7	8	9	10	11	12	1	2	3	4	5	6	7	8	9	10	11	12																																	
12	1	2	3	4	5	6	7	8	9	10	11	12	1	2	3	4	5	6	7	8	9	10	11	12	1092																																
1	2	3	4	5	6	7	8	9	10	11	12	1	2	3	4	5	6	7	8	9	10	11	12	5148																																	
00-15	15-30	30-45	45-00	HOUR																												TOT	200	286	188	188	197	168	168	129	108	46	31	15	39	22	3	6240									
AM PEAK HOUR 1100 TO 1200 VOLUME 892																												892	PM PEAK HOUR 0245 TO 0345 VOLUME 877																												877

10/09/12 TUESDAY	AM HOURS												PM HOURS												DAILY TOTAL																																
	1	2	3	4	5	6	7	8	9	10	11	12	1	2	3	4	5	6	7	8	9	10	11	12																																	
12	1	2	3	4	5	6	7	8	9	10	11	12	1	2	3	4	5	6	7	8	9	10	11	12	4659																																
1	2	3	4	5	6	7	8	9	10	11	12	1	2	3	4	5	6	7	8	9	10	11	12	4972																																	
00-15	15-30	30-45	45-00	HOUR																												TOT	58	44	49	83	122	244	554	564	688	747	733	773	780	756	783	883	680	441	231	108	86	83	78	65	9631
AM PEAK HOUR 1100 TO 1200 VOLUME 773																												773	PM PEAK HOUR 0245 TO 0345 VOLUME 886																												886

10/10/12 WEDNESDAY	AM HOURS												PM HOURS												DAILY TOTAL																																
	1	2	3	4	5	6	7	8	9	10	11	12	1	2	3	4	5	6	7	8	9	10	11	12																																	
12	1	2	3	4	5	6	7	8	9	10 <td>11</td> <td>12</td> <td>1</td> <td>2</td> <td>3</td> <td>4</td> <td>5</td> <td>6</td> <td>7</td> <td>8</td> <td>9</td> <td>10</td> <td>11</td> <td>12</td> <td>4692</td>	11	12	1	2	3	4	5	6	7	8	9	10	11	12	4692																																
1	2	3	4	5	6	7	8	9	10	11	12	1	2	3	4	5	6	7	8	9	10	11	12	4809																																	
00-15	15-30	30-45	45-00	HOUR																												TOT	45	69	44	67	118	233	539	643	630	676	759	869	780	842	797	844	579	382	200	100	84	70	69	62	9501
AM PEAK HOUR 1100 TO 1200 VOLUME 869																												869	PM PEAK HOUR 0245 TO 0345 VOLUME 906																												906

SR 501 MP 002.08

OFF SYSTEM ID.

LEG 2

DIRECTION OF TRAFFIC BOTH WAYS

LANE ALL OF

COUNT IDENTIFIER ATR COUNTER NUMBER 417086 DESCRIPTION: ON SR 501 W/O FOURTH PLAIN BLVD WYE CONN

10/11/12 THURSDAY	AM HOURS												PM HOURS												DAILY TOTAL
	1	2	3	4	5	6	7	8	9	10	11	12	1	2	3	4	5	6	7	8	9	10	11	12	
12	1	2	3	4	5	6	7	8	9	10	11	12	1	2	3	4	5	6	7	8	9	10	11	12	1304
TOT	41	32	31	72	116	217	582	611	654	593	664	747	787	725	786	845	591	437	211	132	68	59	119	58	9178
	AM PEAK HOUR 1100 TO 1200 VOLUME 747												PM PEAK HOUR 0245 TO 0345 VOLUME 905												

10/12/12 FRIDAY	AM HOURS												PM HOURS												DAILY TOTAL
	1	2	3	4	5	6	7	8	9	10	11	12	1	2	3	4	5	6	7	8	9	10	11	12	
12	1	2	3	4	5	6	7	8	9	10	11	12	1	2	3	4	5	6	7	8	9	10	11	12	1304
TOT	42	35	22	80	124	222	508	271																	1304
	AM PEAK HOUR 0630 TO 0730 VOLUME 581												PM PEAK HOUR 0000 TO 0000 VOLUME 0												

10/08/12 THRU 10/12/12
TOTAL HOURS FOR COUNT 91

3 DAYS AVG WEEKDAY VOL 9437 X SEASONAL ADJ. FACTOR 0.9400 = 8871 X AXLE CORR FACTOR 0.7936 = ESTIMATED AVG DAILY TRAFFIC 7040

PEAK HOUR PERCENTAGES: K = 9.60 D = 65.01

PEAK HOUR LOCATION : VOLUME = 906 DATE: 10/10/12 TIME: 02:45 PM

Note: Count High