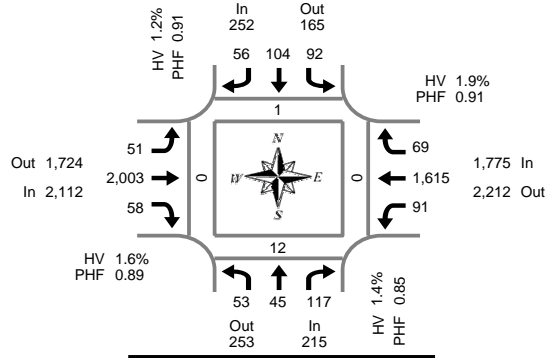


# Total Vehicle Summary



Clay Carney  
(503) 833-2740



## SE 117th Ave & SE Mill Plain Blvd

11/8/2005

4:00 PM to 6:00 PM

**Peak Hour Summary**  
4:05 PM to 5:05 PM

### 5-Minute Interval Summary

4:00 PM to 6:00 PM

Interval Start Time	Northbound SE 117th Ave				Southbound SE 117th Ave				Eastbound SE Mill Plain Blvd				Westbound SE Mill Plain Blvd				Interval Total	Pedestrians Crosswalk			
	L	T	R	Bikes	L	T	R	Bikes	L	T	R	Bikes	L	T	R	Bikes		North	South	East	West
16:00	3	2	3	0	6	4	5	0	6	155	1	0	7	126	5	0	323	0	0	0	0
16:05	9	4	14	0	9	12	8	0	7	136	2	0	12	131	5	0	349	0	0	0	0
16:10	1	4	14	0	13	2	3	0	4	216	5	0	3	169	8	0	442	0	0	0	0
16:15	4	5	8	0	9	7	3	0	4	157	9	0	8	125	3	0	342	0	0	0	0
16:20	3	4	12	0	5	8	3	1	6	181	9	1	7	131	5	0	374	1	0	0	0
16:25	7	3	16	0	7	12	7	0	6	155	5	0	12	117	8	0	355	0	0	0	0
16:30	3	1	7	0	6	2	6	0	3	177	6	0	6	164	7	0	388	0	0	0	0
16:35	7	5	10	0	8	10	4	0	1	134	8	0	11	119	8	0	325	0	0	0	0
16:40	2	1	8	0	5	11	4	0	6	184	2	0	5	167	3	0	398	0	0	0	0
16:45	6	5	10	0	8	12	7	0	3	138	3	0	7	102	4	0	305	0	1	0	0
16:50	3	3	4	1	5	12	2	0	4	195	5	0	5	150	6	0	394	0	9	0	0
16:55	5	7	9	0	7	4	3	0	5	169	2	0	9	119	4	0	343	0	0	0	0
17:00	3	3	5	0	10	12	6	0	2	161	2	0	6	121	8	0	339	0	2	0	0
17:05	7	4	13	0	8	4	2	0	5	150	1	0	8	119	9	0	330	0	0	0	0
17:10	2	5	10	0	7	9	3	0	4	202	3	0	6	116	5	1	372	0	0	0	0
17:15	6	6	4	0	6	6	1	0	1	117	3	0	7	111	1	0	269	0	0	0	0
17:20	9	3	15	0	4	9	1	0	7	199	7	0	8	125	7	0	394	0	2	1	0
17:25	4	5	17	0	12	8	5	0	3	163	1	0	6	123	6	0	353	0	0	0	0
17:30	6	2	5	0	7	3	1	0	8	197	0	0	4	128	6	0	367	0	0	0	0
17:35	6	6	6	1	3	9	6	0	10	169	2	0	8	92	2	0	319	1	1	0	0
17:40	1	0	7	1	3	5	6	0	4	185	3	0	5	125	8	0	352	0	0	0	0
17:45	2	3	7	0	12	1	3	0	8	167	5	0	6	92	2	0	308	0	0	0	0
17:50	2	8	6	0	3	3	6	0	2	197	4	0	4	152	7	0	394	0	0	0	0
17:55	5	11	7	0	10	8	6	1	9	171	1	0	10	118	4	0	360	0	0	0	0
Total Survey	106	100	217	3	173	173	101	2	118	4,075	89	1	170	3,042	131	1	8,495	2	15	1	0

### 15-Minute Interval Summary

4:00 PM to 6:00 PM

Interval Start Time	Northbound SE 117th Ave				Southbound SE 117th Ave				Eastbound SE Mill Plain Blvd				Westbound SE Mill Plain Blvd				Interval Total	Pedestrians Crosswalk			
	L	T	R	Bikes	L	T	R	Bikes	L	T	R	Bikes	L	T	R	Bikes		North	South	East	West
16:00	13	10	31	0	28	18	16	0	17	507	8	0	22	426	18	0	1,114	0	0	0	0
16:15	14	12	36	0	21	27	13	1	16	493	23	1	27	373	16	0	1,071	1	0	0	0
16:30	12	7	25	0	19	23	14	0	10	495	16	0	22	450	18	0	1,111	0	0	0	0
16:45	14	15	23	1	20	28	12	0	12	502	10	0	21	371	14	0	1,042	0	10	0	0
17:00	12	12	28	0	25	25	11	0	11	513	6	0	20	356	22	1	1,041	0	2	0	0
17:15	19	14	36	0	22	23	7	0	11	479	11	0	21	359	14	0	1,016	0	2	1	0
17:30	13	8	18	2	13	17	13	0	22	551	5	0	17	345	16	0	1,038	1	1	0	0
17:45	9	22	20	0	25	12	15	1	19	535	10	0	20	362	13	0	1,062	0	0	0	0
Total Survey	106	100	217	3	173	173	101	2	118	4,075	89	1	170	3,042	131	1	8,495	2	15	1	0

### Peak Hour Summary

4:05 PM to 5:05 PM

By Approach	Northbound SE 117th Ave				Southbound SE 117th Ave				Eastbound SE Mill Plain Blvd				Westbound SE Mill Plain Blvd				Total	Pedestrians Crosswalk			
	In	Out	Total	Bikes	In	Out	Total	Bikes	In	Out	Total	Bikes	In	Out	Total	Bikes		North	South	East	West
Volume	215	253	468	1	252	165	417	1	2,112	1,724	3,836	1	1,775	2,212	3,987	0	4,354	1	12	0	0
%HV	1.4%				1.2%				1.6%				1.9%				1.7%				
PHF	0.85				0.91				0.89				0.91				0.94				

By Movement	Northbound SE 117th Ave				Southbound SE 117th Ave				Eastbound SE Mill Plain Blvd				Westbound SE Mill Plain Blvd				Total
	L	T	R	Total	L	T	R	Total	L	T	R	Total	L	T	R	Total	
Volume	53	45	117	215	92	104	56	252	51	2,003	58	2,112	91	1,615	69	1,775	4,354
%HV	1.9%	0.0%	1.7%	1.4%	2.2%	0.0%	1.8%	1.2%	3.9%	1.5%	3.4%	1.6%	4.4%	1.8%	1.4%	1.9%	1.7%
PHF	0.78	0.75	0.81	0.85	0.74	0.74	0.82	0.91	0.80	0.90	0.63	0.89	0.78	0.90	0.75	0.91	0.94

### Rolling Hour Summary

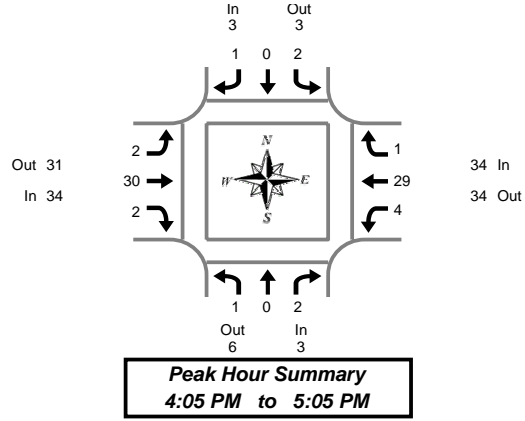
4:00 PM to 6:00 PM

Interval Start Time	Northbound SE 117th Ave				Southbound SE 117th Ave				Eastbound SE Mill Plain Blvd				Westbound SE Mill Plain Blvd				Interval Total	Pedestrians Crosswalk			
	L	T	R	Bikes	L	T	R	Bikes	L	T	R	Bikes	L	T	R	Bikes		North	South	East	West
16:00	53	44	115	1	88	96	55	1	55	1,997	57	1	92	1,620	66	0	4,338	1	10	0	0
16:15	52	46	112	1	85	103	50	1	49	2,003	55	1	90	1,550	70	1	4,265	1	12	0	0
16:30	57	48	112	1	86	99	44	0	44	1,989	43	0	84	1,536	68	1	4,210	0	14	1	0
16:45	58	49	105	3	80	93	43	0	56	2,045	32	0	79	1,431	66	1	4,137	1	15	1	0

# Heavy Vehicle Summary



Clay Carney  
(503) 833-2740



## SE 117th Ave & SE Mill Plain Blvd

11/8/2005

4:00 PM to 6:00 PM

### Heavy Vehicle 5-Minute Interval Summary

4:00 PM to 6:00 PM

Interval Start Time	Northbound SE 117th Ave				Southbound SE 117th Ave				Eastbound SE Mill Plain Blvd				Westbound SE Mill Plain Blvd				Interval Total
	L	T	R	Total	L	T	R	Total	L	T	R	Total	L	T	R	Total	
16:00	0	0	0	0	0	0	0	0	0	4	0	4	0	1	0	1	5
16:05	0	0	0	0	2	0	0	2	0	1	0	1	1	3	0	4	7
16:10	0	0	1	1	0	0	0	0	1	4	1	6	0	4	0	4	11
16:15	0	0	0	0	0	0	0	0	0	2	0	2	0	5	0	5	7
16:20	0	0	0	0	0	0	0	0	0	1	1	2	1	0	0	1	3
16:25	0	0	0	0	0	0	1	1	0	3	0	3	0	2	0	2	6
16:30	1	0	0	1	0	0	0	0	0	4	0	4	1	4	1	6	11
16:35	0	0	0	0	0	0	0	0	0	3	0	3	0	2	0	2	5
16:40	0	0	1	1	0	0	0	0	0	1	0	1	0	3	0	3	5
16:45	0	0	0	0	0	0	0	0	1	1	0	2	0	1	0	1	3
16:50	0	0	0	0	0	0	0	0	0	3	0	3	0	1	0	1	4
16:55	0	0	0	0	0	0	0	0	0	2	0	2	0	3	0	3	5
17:00	0	0	0	0	0	0	0	0	0	5	0	5	1	1	0	2	7
17:05	0	0	0	0	0	0	0	0	0	2	0	2	0	2	0	2	4
17:10	0	0	0	0	1	0	0	1	0	2	0	2	0	2	0	2	5
17:15	0	0	0	0	0	0	0	0	0	2	1	3	0	4	0	4	7
17:20	0	0	0	0	0	0	0	0	0	4	0	4	0	2	1	3	7
17:25	0	0	1	1	0	0	0	0	0	2	1	3	0	1	0	1	5
17:30	0	0	0	0	0	0	0	0	1	4	0	5	0	2	0	2	7
17:35	0	0	0	0	0	1	0	1	0	0	0	0	0	1	0	1	2
17:40	1	0	0	1	0	0	0	0	0	2	0	2	0	0	0	0	3
17:45	0	0	0	0	0	0	0	0	0	1	0	1	0	1	0	1	2
17:50	0	0	1	1	0	0	1	1	1	3	0	4	0	4	0	4	10
17:55	0	0	0	0	1	0	0	1	0	1	0	1	1	3	0	4	6
Total Survey	2	0	4	6	4	1	2	7	4	57	4	65	5	52	2	59	137

### Heavy Vehicle 15-Minute Interval Summary

4:00 PM to 6:00 PM

Interval Start Time	Northbound SE 117th Ave				Southbound SE 117th Ave				Eastbound SE Mill Plain Blvd				Westbound SE Mill Plain Blvd				Interval Total
	L	T	R	Total	L	T	R	Total	L	T	R	Total	L	T	R	Total	
16:00	0	0	1	1	2	0	0	2	1	9	1	11	1	8	0	9	23
16:15	0	0	0	0	0	0	1	1	0	6	1	7	1	7	0	8	16
16:30	1	0	1	2	0	0	0	0	0	8	0	8	1	9	1	11	21
16:45	0	0	0	0	0	0	0	0	1	6	0	7	0	5	0	5	12
17:00	0	0	0	0	1	0	0	1	0	9	0	9	1	5	0	6	16
17:15	0	0	1	1	0	0	0	0	0	8	2	10	0	7	1	8	19
17:30	1	0	0	1	0	1	0	1	1	6	0	7	0	3	0	3	12
17:45	0	0	1	1	1	0	1	2	1	5	0	6	1	8	0	9	18
Total Survey	2	0	4	6	4	1	2	7	4	57	4	65	5	52	2	59	137

### Heavy Vehicle Peak Hour Summary

4:05 PM to 5:05 PM

By Approach	Northbound SE 117th Ave			Southbound SE 117th Ave			Eastbound SE Mill Plain Blvd			Westbound SE Mill Plain Blvd			Total
	In	Out	Total	In	Out	Total	In	Out	Total	In	Out	Total	
Volume	3	6	9	3	3	6	34	31	65	34	34	68	74
PHF	0.38			0.38			0.85			0.65			0.74

By Movement	Northbound SE 117th Ave				Southbound SE 117th Ave				Eastbound SE Mill Plain Blvd				Westbound SE Mill Plain Blvd				Total
	L	T	R	Total	L	T	R	Total	L	T	R	Total	L	T	R	Total	
Volume	1	0	2	3	2	0	1	3	2	30	2	34	4	29	1	34	74
PHF	0.25	0.00	0.50	0.38	0.25	0.00	0.25	0.38	0.50	0.75	0.25	0.85	0.50	0.60	0.25	0.65	0.74

### Heavy Vehicle Rolling Hour Summary

4:00 PM to 6:00 PM

Interval Start Time	Northbound SE 117th Ave				Southbound SE 117th Ave				Eastbound SE Mill Plain Blvd				Westbound SE Mill Plain Blvd				Interval Total
	L	T	R	Total	L	T	R	Total	L	T	R	Total	L	T	R	Total	
16:00	1	0	2	3	2	0	1	3	2	29	2	33	3	29	1	33	72
16:15	1	0	1	2	1	0	1	2	1	29	1	31	3	26	1	30	65
16:30	1	0	2	3	1	0	0	1	1	31	2	34	2	26	2	30	68
16:45	1	0	1	2	1	1	0	2	2	29	2	33	1	20	1	22	59

# Peak Hour Summary

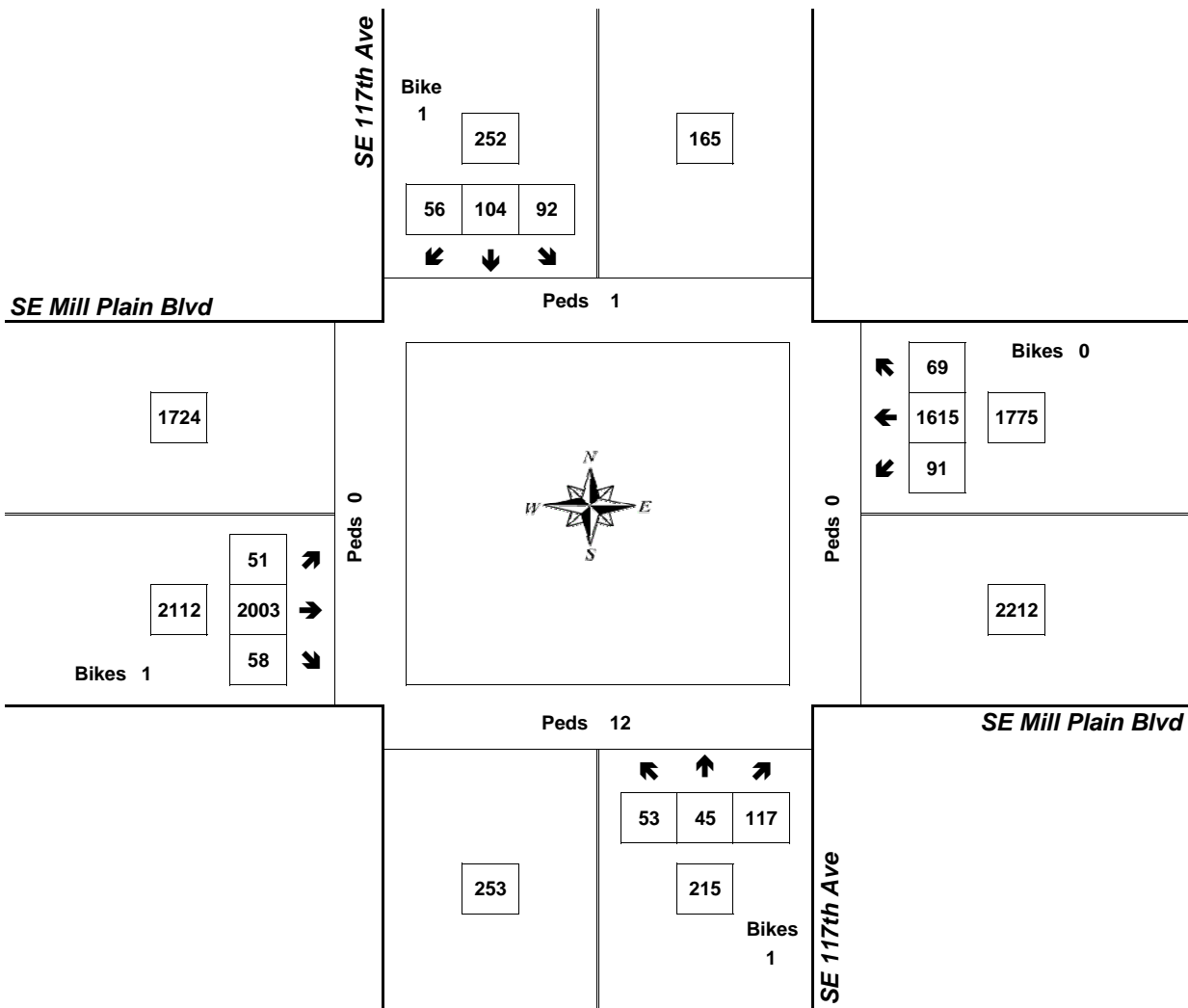


Clay Carney  
(503) 833-2740

## SE 117th Ave & SE Mill Plain Blvd

4:05 PM to 5:05 PM

11/8/2005



Approach	PHF	HV%	Volume
EB	0.89	1.6%	2,112
WB	0.91	1.9%	1,775
NB	0.85	1.4%	215
SB	0.91	1.2%	252
<b>Intersection</b>	<b>0.94</b>	<b>1.7%</b>	<b>4,354</b>

Count Period: 4:00 PM to 6:00 PM