
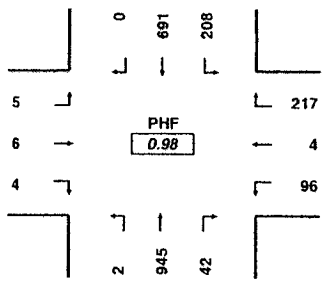
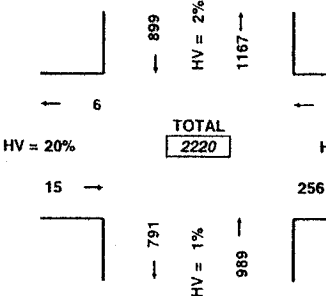
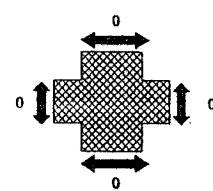


Andresen Retail Center

INTERSECTION: <i>NE Andresen Road--NE 25th Street--</i> PROJECT ID#: 7813 QC JOB #: 10143408	START TIME: 4:00 PM END TIME: 6:00 PM DATE: 2/14/2006	 <p>10285 SW 50th Avenue, Ste. 105 Tigard, OR 97224 Phone: 503-620-4242 Fax: 503-620-4545 email: jrww@qualitycounts.net www.qualitycounts.net</p>
PEAK HOUR TURNING MOVEMENTS	PEAK HOUR LINK VOLUMES	
 <p>PHF: 0.98</p>	 <p>TOTAL: 2220</p>	
PEAK HOUR: 4:15 PM TO 5:15 PM	PEAK 15 MINUTES: 4:45 PM TO 5:00 PM	PEAK HOUR PED CROSSING VOLUMES
		

5-MINUTE COUNT PERIOD BEGINNING AT	NE Andresen Road-- (Southbound)			NE 25th Street-- (Westbound)			NE Andresen Road-- (Northbound)			NE 25th Street-- (Eastbound)			Crosswalk Usage (Peds By Approach)				TOTAL	
	Right	Thru	Left	Right	Thru	Left	Right	Thru	Left	Right	Thru	Left	North	East	South	West	Veh	Peds
4:00 PM	0	52	17	22	1	11	1	62	0	0	0	0	0	0	0	0	166	0
4:05 PM	0	54	21	21	1	6	5	74	0	1	0	1	0	0	0	0	184	0
4:10 PM	0	69	9	17	2	9	8	50	0	0	0	1	0	0	0	0	165	0
4:15 PM	0	56	25	19	0	12	2	67	0	0	0	1	0	0	0	0	182	0
4:20 PM	0	62	19	19	1	8	3	72	0	1	0	1	0	0	0	0	186	0
4:25 PM	0	50	9	15	0	10	3	94	0	0	1	0	0	0	0	0	182	0
4:30 PM	0	56	13	17	1	5	5	78	0	0	3	1	0	0	0	0	179	0
4:35 PM	0	67	18	18	0	5	4	64	0	0	0	0	0	0	0	0	176	0
4:40 PM	0	51	19	10	1	8	3	86	0	0	2	0	0	0	0	0	180	0
4:45 PM	0	62	16	22	0	8	2	71	0	0	0	0	0	0	0	0	181	0
4:50 PM	0	50	10	17	0	4	3	80	0	0	0	1	0	0	0	0	165	0
4:55 PM	0	71	13	28	0	17	2	90	1	1	0	0	0	0	0	0	223	0
5:00 PM	0	59	14	15	0	5	8	83	0	0	0	1	0	0	0	0	185	0
5:05 PM	0	62	23	17	1	8	3	82	0	0	0	0	0	0	0	0	196	0
5:10 PM	0	45	29	20	0	6	4	78	1	2	0	0	0	0	0	0	185	0
5:15 PM	0	59	22	14	0	4	5	71	0	0	1	1	0	0	0	0	177	0
5:20 PM	0	46	15	19	0	8	2	63	0	0	0	1	0	0	0	0	154	0
5:25 PM	0	56	20	18	1	14	3	88	0	0	0	0	0	0	0	0	200	0
5:30 PM	0	61	17	17	1	4	3	67	0	2	0	1	0	0	0	0	173	0
5:35 PM	0	43	14	20	0	5	4	61	0	0	1	1	0	0	0	0	149	0
5:40 PM	0	46	18	20	0	5	0	56	0	0	1	0	0	0	0	0	146	0
5:45 PM	0	39	27	34	0	5	1	52	0	0	0	0	0	0	0	0	158	0
5:50 PM	0	61	14	13	1	6	5	46	1	0	0	0	0	0	0	0	147	0
5:55 PM	0	47	21	21	0	10	1	49	0	0	0	0	0	0	0	0	149	0
HOURLY TOTALS	Southbound			Westbound			Northbound			Eastbound			Pedestrians By Approach				TOTAL	
	Right	Thru	Left	Right	Thru	Left	Right	Thru	Left	Right	Thru	Left	West	East	North	South	Veh	Peds
4:00 PM	0	700	189	225	7	103	41	888	1	3	6	6	0	0	0	0	2169	0
4:15 PM	0	691	208	217	4	96	42	945	2	4	6	5	0	0	0	0	2220	0
4:30 PM	0	684	212	215	4	92	44	934	2	3	6	5	0	0	0	0	2201	0
4:45 PM	0	660	211	227	3	88	39	890	2	5	3	6	0	0	0	0	2134	0
5:00 PM	0	624	234	228	4	80	39	796	2	4	3	5	0	0	0	0	2019	0