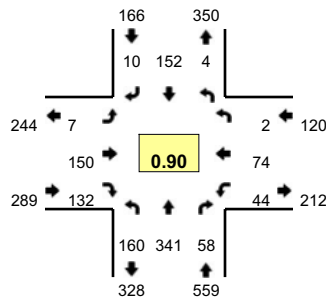
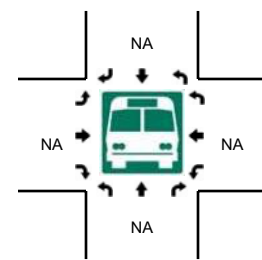
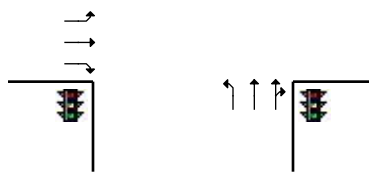
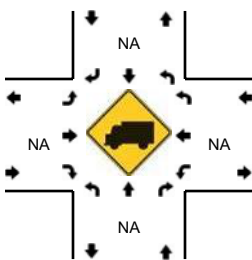
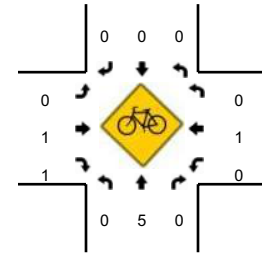
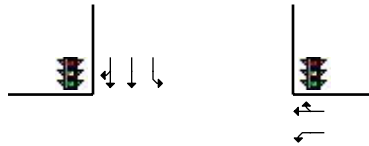
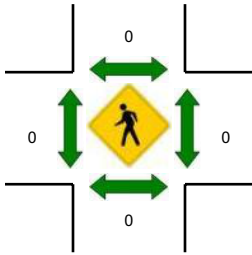
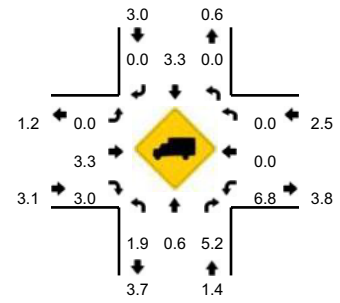


**LOCATION:** NE Ward Rd -- NE 152nd Ave/NE 78th St  
**CITY/STATE:** Vancouver, WA

**QC JOB #:** 14655120  
**DATE:** Wed, Mar 21 2018



**Peak-Hour: 4:35 PM -- 5:35 PM**  
**Peak 15-Min: 5:00 PM -- 5:15 PM**



5-Min Count Period Beginning At	NE Ward Rd (Northbound)				NE Ward Rd (Southbound)				NE 152nd Ave/NE 78th St (Eastbound)				NE 152nd Ave/NE 78th St (Westbound)				Total	Hourly Totals
	Left	Thru	Right	U	Left	Thru	Right	U	Left	Thru	Right	U	Left	Thru	Right	U		
4:00 PM	18	16	3	0	0	16	0	0	1	8	10	0	6	5	0	0	83	
4:05 PM	10	12	3	0	0	8	0	0	0	10	8	0	2	6	0	0	59	
4:10 PM	11	26	1	0	0	14	0	0	0	10	15	0	3	4	0	0	84	
4:15 PM	23	24	5	0	0	17	0	0	0	11	13	0	3	5	1	0	102	
4:20 PM	9	21	4	0	0	9	1	0	0	9	13	0	5	7	0	0	78	
4:25 PM	18	25	4	0	0	12	1	0	0	18	11	0	3	9	0	0	101	
4:30 PM	13	20	3	0	0	8	0	0	0	10	8	0	6	3	0	0	71	
4:35 PM	10	32	3	0	0	7	2	0	0	15	13	0	7	11	1	0	101	
4:40 PM	11	24	7	0	0	16	0	0	0	8	9	0	4	3	0	0	82	
4:45 PM	13	28	5	0	1	16	1	0	0	15	13	0	3	7	0	0	102	
4:50 PM	15	37	4	0	0	15	1	0	1	10	8	0	3	2	0	0	96	
4:55 PM	12	23	2	0	1	17	1	0	1	12	7	0	1	2	0	0	79	1038
5:00 PM	8	31	8	0	0	11	1	0	1	9	6	0	3	4	1	0	83	1038
5:05 PM	20	38	8	0	0	10	1	0	0	5	15	0	2	9	0	0	108	1087
5:10 PM	20	33	5	0	0	18	1	0	0	16	21	0	4	6	0	0	124	1127
5:15 PM	8	16	4	0	0	8	1	0	1	18	17	0	2	7	0	0	82	1107
5:20 PM	13	26	4	0	1	11	0	0	1	13	6	0	6	10	0	0	91	1120
5:25 PM	18	29	3	0	0	13	1	0	2	16	8	0	6	6	0	0	102	1121
5:30 PM	12	24	5	0	1	10	0	0	0	13	9	0	3	7	0	0	84	1134
5:35 PM	11	23	3	0	0	16	0	0	1	18	9	0	4	7	1	0	93	1126
5:40 PM	15	28	4	0	0	14	0	0	1	5	11	0	4	7	0	0	89	1133
5:45 PM	10	12	2	0	0	7	0	0	1	14	10	0	3	8	0	0	67	1098
5:50 PM	14	30	4	0	0	14	1	0	0	11	7	0	4	7	0	0	92	1094
5:55 PM	15	29	8	0	0	7	0	0	0	6	4	0	5	4	0	0	78	1093
Peak 15-Min Flowrates	Northbound				Southbound				Eastbound				Westbound				Total	
	Left	Thru	Right	U	Left	Thru	Right	U	Left	Thru	Right	U	Left	Thru	Right	U		
All Vehicles	192	408	84	0	0	156	12	0	4	120	168	0	36	76	4	0	1260	
Heavy Trucks	4	4	4	0	0	0	0	0	0	0	0	0	4	0	0	0	16	
Pedestrians		0				0				0				0			0	
Bicycles	0	3	0		0	0	0		0	0	1		0	0	0		4	
Railroad																		
Stopped Buses																		

Comments: