

Tenney Rd. / NE 139th St.

The traffic counts in this document were collected at an intersection that has been reconfigured as part of the Salmon Creek Interchange Project, and effectively no longer exists. We are leaving this document online for historical purposes, but these counts should not be compared to newer counts due to how the reconfiguration has affected traffic flows in this vicinity. For reference, aerial images of the previous and current intersection configurations are shown below.

Intersection Configuration Prior to Salmon Creek Interchange Project



Intersection Configuration Following Salmon Creek Interchange Project



Interval 60 min. 15 min.
 Binned(CL/SP) Count(volume)
Lane No 1 2

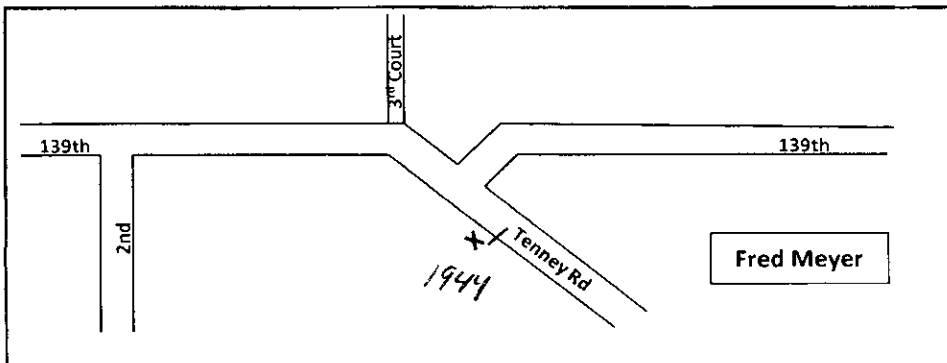
Direction Channel 1 _____
Direction Channel 2 _____
Data Hog # _____ Site #2S - _____

Counter No. 171944 Count ID SP#10-003
SR 5 RRT/RRQ _____ MP 7.24
Leg S Direction SB OSID B

Station Description ON NE TENNEY ROAD S/O 139th ST

Date	Day	Time	Comments
4/19/10	Mon	1157	AM Manual (1) <u>5</u> (2) _____ SET OK Counter (1) <u>5</u> (2) _____ JH, CP, JM 6.7v
4/20/10	Tue	9:22	AM Manual (1) <u>30</u> (2) _____ Check OK Counter (1) <u>30</u> (2) _____ CP 6.5v Tube Check
4/21/10	Wed	9:24	AM Manual (1) <u>28</u> (2) _____ Check OK Counter (1) <u>28</u> (2) _____ CP 6.6v Tube Check
4/22/10	Thu	7:45	AM Manual (1) <u>1</u> (2) _____ Pickup OK Counter (1) <u>1</u> (2) _____ CP, JH 6.5v
			Manual (1) _____ (2) _____ Counter (1) _____ (2) _____

Sketch



R. Hamrick

Field Person

Interval 60 min. 15 min.
 Binned(CL/SP) Count(volume)
Lane No 1 2

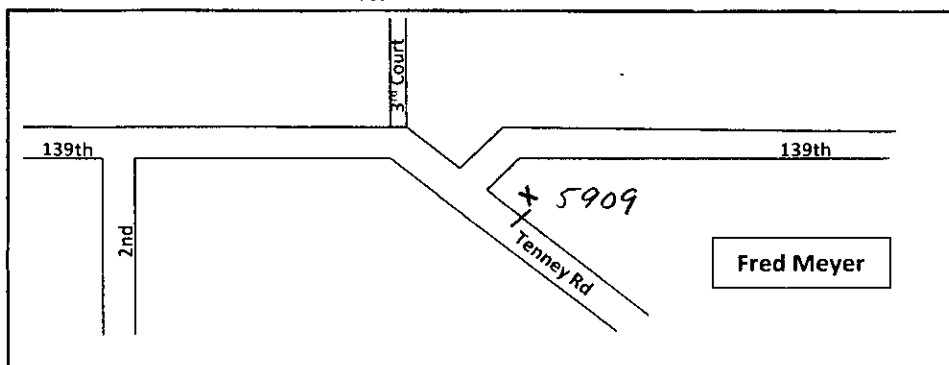
Direction Channel 1 _____
Direction Channel 2 _____
Data Hog # _____ Site #2N - _____

Counter No. 175909 Count ID SP#10-003
SR 5 RRT/RRQ _____ MP 7.24
Leg S Direction NB OSID B

Station Description ON NE TENNEY ROAD S/O 139th ST

Date	Day	Time	Comments
4/19/10	Mon	11:58	AM Manual (1) <u>5</u> (2) _____ SET OK Counter (1) <u>5</u> (2) _____ JH, CP, Jm 6.5v PM Manual (1) _____ (2) _____ Counter (1) _____ (2) _____
4/20/10	Tue	9:28	AM Manual (1) <u>35</u> (2) _____ Check OK Counter (1) <u>34</u> (2) _____ CP SP=1 6.5v Tube Check PM Manual (1) _____ (2) _____ Counter (1) _____ (2) _____
4/21/10	Wed	9:29	AM Manual (1) <u>25</u> (2) _____ Check OK Counter (1) <u>25</u> (2) _____ CP 6.7v Tube Check PM Manual (1) _____ (2) _____ Counter (1) _____ (2) _____
4/22/10	Thu	7:45	AM Manual (1) <u>1</u> (2) _____ Pick Up OK Counter (1) <u>1</u> (2) _____ 6.4v CP, JH
			Manual (1) _____ (2) _____ Counter (1) _____ (2) _____

Sketch



R. Hamrick

Field Person

SR 005 MP 007-24 OFF SYSTEM ID. B LEG S DIRECTION OF TRAFFIC SOUTHBOUND LANE ALL OF
 COUNT IDENTIFIER 10-003 COUNTER NUMBER 171944 DESCRIPTION: ON NE TENNEY RD S/O NE 139TH ST

04/19/10	MONDAY		AM HOURS											PM HOURS					DAILY TOTAL						
	12	1	2	3	4	5	6	7	8	9	10	11	12	1	2	3	4	5		6	7	8	9	10	11
00-15																									
15-30																									
30-45																									
45-00																									
HOUR																									
TOT																									

AM PEAK HOUR 0000 TO 0000 VOLUME 0
 PM PEAK HOUR 0200 TO 0300 VOLUME 686
 AM TOTAL 0
 PM TOTAL 4891

04/20/10	TUESDAY		AM HOURS											PM HOURS					DAILY TOTAL						
	12	1	2	3	4	5	6	7	8	9	10	11	12	1	2	3	4	5		6	7	8	9	10	11
00-15																									
15-30																									
30-45																									
45-00																									
HOUR																									
TOT																									

AM PEAK HOUR 0645 TO 0745 VOLUME 761
 PM PEAK HOUR 0200 TO 0300 VOLUME 668
 AM TOTAL 3429
 PM TOTAL 4796

04/21/10	WEDNESDAY		AM HOURS											PM HOURS					DAILY TOTAL						
	12	1	2	3	4	5	6	7	8	9	10	11	12	1	2	3	4	5		6	7	8	9	10	11
00-15																									
15-30																									
30-45																									
45-00																									
HOUR																									
TOT																									

AM PEAK HOUR 0700 TO 0800 VOLUME 781
 PM PEAK HOUR 0200 TO 0300 VOLUME 654
 AM TOTAL 3373
 PM TOTAL 5029

SR 005	MP 007.24	OFF SYSTEM ID. B	LEG S	DIRECTION OF TRAFFIC NORTHBOUND	LANE ALL OF									
COUNT IDENTIFIER	10-003	COUNTER NUMBER 175909	DESCRIPTION: ON NE TENNEY RD S/O NE 139TH ST											
04/22/10 THURSDAY														
		AM HOURS		PM HOURS	DAILY TOTAL									
		1 2 3 4 5 6 7 8 9 10 11 12		1 2 3 4 5 6 7 8 9 10 11 12										
00-15	12	1	2	3	4	5	6	7	8	9	10	11	12	TOTAL
15-30	1	2	3	4	5	6	7	8	9	10	11	12		
30-45	6	8	5	4	4	2	2	2	8	56	178			
45-00	10	6	2	2	12	68								
HOUR	3	8	4	5	4	2	7	20	141					
TOT	31	28	15	11	11	42	291	370						799

AM PEAK HOUR 0630 TO 0730 VOLUME 579
 PM PEAK HOUR 0000 TO 0000 VOLUME 0

04/19/10 THRU 04/22/10
 TOTAL HOURS FOR COUNT 67

2 DAYS
 AVG WEEKDAY VOL 8082 X SEASONAL ADJ. FACTOR 1.0000 = 8082 X AXLE CORR FACTOR 1.0000 = ESTIMATED AVG DAILY TRAFFIC 8082

SR 005 MP 007.24 OFF SYSTEM ID. B LEG S DIRECTION OF TRAFFIC BOTH WAYS LANE ALL OF

COUNT IDENTIFIER 10-003 COUNTER NUMBER 175909 DESCRIPTION: ON NE TENNEY RD S/O NE 139TH ST

04/19/10	MONDAY												DAILY TOTAL												
	1	2	3	4	5	6	7	8	9	10	11	12													
00-15	12	1	2	3	4	5	6	7	8	9	10	11	12	10396											
15-30	1	2	3	4	5	6	7	8	9	10	11	12	0												
30-45														0											
45-00														0											
TOT	47	41	24	30	67	204	626	1394	1099	771	797	852	972	950	1197	1173	1238	1458	1191	875	693	475	270	133	16577

AM PEAK HOUR 0000 TO 0000 VOLUME 0
 PM PEAK HOUR 0445 TO 0545 VOLUME 1436

04/20/10	TUESDAY												DAILY TOTAL												
	1	2	3	4	5	6	7	8	9	10	11	12													
00-15	12	1	2	3	4	5	6	7	8	9	10	11	12	10396											
15-30	1	2	3	4	5	6	7	8	9	10	11	12	0												
30-45														0											
45-00														0											
TOT	84	33	31	27	79	183	711	1329	1020	763	807	903	913	929	1200	1201	1318	1437	1145	790	565	399	230	116	16213

AM PEAK HOUR 0645 TO 0745 VOLUME 1368
 PM PEAK HOUR 0445 TO 0545 VOLUME 1440

04/21/10	WEDNESDAY												DAILY TOTAL												
	1	2	3	4	5	6	7	8	9	10	11	12													
00-15	12	1	2	3	4	5	6	7	8	9	10	11	12	10396											
15-30	1	2	3	4	5	6	7	8	9	10	11	12	0												
30-45														0											
45-00														0											
TOT	47	41	24	30	67	204	626	1394	1099	771	797	852	972	950	1197	1173	1238	1458	1191	875	693	475	270	133	16577

AM PEAK HOUR 0700 TO 0800 VOLUME 1394
 PM PEAK HOUR 0500 TO 0600 VOLUME 1458

SR 005 MP 007.24 OFF SYSTEM ID. B LEG S DIRECTION OF TRAFFIC BOTH WAYS LANE ALL OF

COUNT IDENTIFIER 10-003 COUNTER NUMBER 175909 DESCRIPTION: ON NE TENNEY RD S/O NE 139TH ST

04/22/10 THURSDAY	AM HOURS												PM HOURS	DAILY TOTAL											
	1	2	3	4	5	6	7	8	9	10	11	12			1	2	3	4	5	6	7	8	9	10	11
12	1	2	3	4	5	6	7	8	9	10	11	12	1	2	3	4	5	6	7	8	9	10	11	12	1880
1	2	3	4	5	6	7	8	9	10	11	12	1	2	3	4	5	6	7	8	9	10	11	12	1880	
00-15	22	9	8	8	7	15	84	366																	
15-30	24	6	5	3	15	39	156	414																	
30-45	17	15	5	6	22	67	189																		
45-00	8	10	7	12	19	63	259																		
TOT	71	40	25	29	63	184	688	780																	1880

AM PEAK HOUR 0630 TO 0730 VOLUME 1228 AM TOTAL 1880

PM PEAK HOUR 0000 TO 0000 VOLUME 0 PM TOTAL 0

04/19/10 THRU 04/22/10 TOTAL HOURS FOR COUNT 67

2 DAYS AVG WEEKDAY VOL 16395 X SEASONAL ADJ. FACTOR 1.0000 = 16395 X AXLE CORR FACTOR 1.0000 = ESTIMATED AVG DAILY TRAFFIC 16395

PEAK HOUR PERCENTAGES: K = 8.89 D = 58.37

PEAK HOUR LOCATION : VOLUME = 1458 DATE: 04/21/10 TIME: 05:00 PM

Interval 60 min. 15 min.
 Binned(CL/SP) Count(volume)
 Lane No 1 2

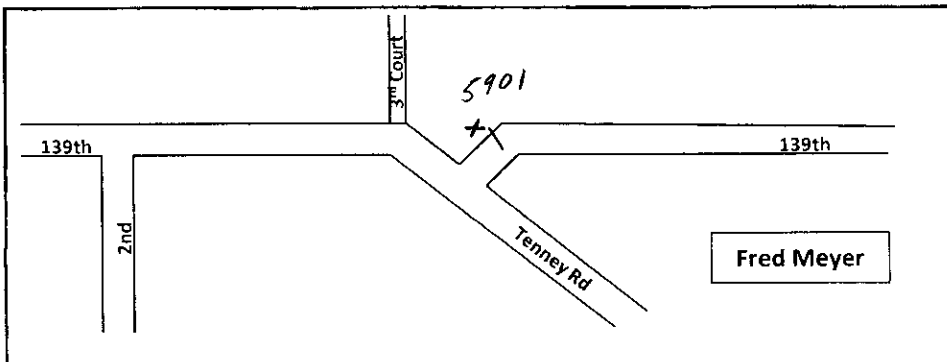
Direction Channel 1 _____
 Direction Channel 2 _____
 Data Hog # _____ Site #3W - _____

Counter No. 175901 Count ID SP#10-003
 SR 5 RRT/RRQ MP 7.24
 Leg E Direction WB OSID B

Station Description ON NE 139th ST E/O TENNEY ROAD
 A

Date	Day	Time	Comments
4/19/10	Mon	1140	AM Manual (1) <u>5</u> (2) _____ SET OK Counter (1) <u>5</u> (2) _____ JH, CP, SH 65V
4/20/10	Tue	1001	AM Manual (1) <u>3</u> (2) _____ CHECK OK Counter (1) <u>3</u> (2) _____ JH 65V
4/21/10	Wed	913	AM Manual (1) <u>2</u> (2) _____ CHECK OK Counter (1) <u>2</u> (2) _____ JH 66V
4/22/10	Thu	730	AM Manual (1) <u>1</u> (2) _____ PICK UP OK Counter (1) <u>1</u> (2) _____ JH CP 64V
			Manual (1) _____ (2) _____ Counter (1) _____ (2) _____

Sketch



R. Hamrick

Field Person

Interval 60 min. 15 min.
 Binned(CL/SP) Count(volume)
Lane No 1 2

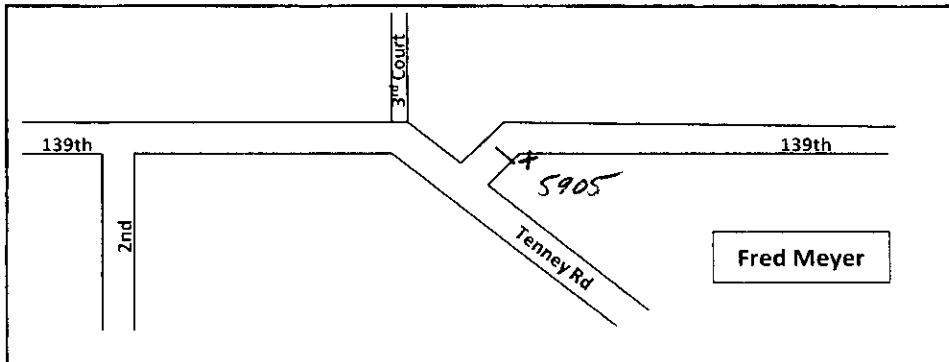
Direction Channel 1 _____
Direction Channel 2 _____
Data Hog # _____ Site #3E - _____

Counter No. 175905 Count ID SP#10-003
SR 5 RRT/RRQ _____ MP 7.24
Leg E Direction EB OSID B

Station Description ON NE 139th ST E/O TENNEY ROAD

Date	Day	Time	Comments
4/19/10	Mon	1141	AM Manual (1) <u>5</u> (2) _____ SET OK Counter (1) <u>5</u> (2) _____ JH, CP, Jm 6.6v PM Manual (1) _____ (2) _____ Counter (1) _____ (2) _____
4/20/10	Tue	956	AM Manual (1) <u>6</u> (2) _____ CHECK OK Counter (1) <u>6</u> (2) _____ JH 6.6v PM Manual (1) _____ (2) _____ Counter (1) _____ (2) _____ JUST CHECK 1500
4/21/10	Wed	918	AM Manual (1) <u>2</u> (2) _____ CHECK OK Counter (1) <u>2</u> (2) _____ JH 6.8v PM Manual (1) _____ (2) _____ Counter (1) _____ (2) _____ JUST CHECK 1500
4/22/10	Thu	732	AM Manual (1) <u>1</u> (2) _____ Pick Up OK Counter (1) <u>1</u> (2) _____ JH CP 6.5v Manual (1) _____ (2) _____ Counter (1) _____ (2) _____

Sketch



R. Hamrick
Field Person

TRIP SUMMARY
15 MINUTE TRAFFIC COUNT SUMMARY

SR 005 MP 007.24 OFF SYSTEM ID. B LEG E DIRECTION OF TRAFFIC WESTBOUND LANE ALL OF

COUNT IDENTIFIER 10-003 COUNTER NUMBER 175901 DESCRIPTION: ON NE 139TH ST E/O NE TENNEY RD

04/19/10	MONDAY	AM HOURS												PM HOURS												DAILY TOTAL
		1	2	3	4	5	6	7	8	9	10	11	12	1	2	3	4	5	6	7	8	9	10	11	12	
12	1	2	3	4	5	6	7	8	9	10	11	12	1	2	3	4	5	6	7	8	9	10	11	12	134	
1	2	3	4	5	6	7	8	9	10	11	12	1	2	3	4	5	6	7	8	9	10	11	12	134		
TOT		23												80												984
		AM PEAK HOUR 0000 TO 0000 VOLUME 165												PM PEAK HOUR 0445 TO 0545 VOLUME 165												

04/20/10	TUESDAY	AM HOURS												PM HOURS												DAILY TOTAL
		1	2	3	4	5	6	7	8	9	10	11	12	1	2	3	4	5	6	7	8	9	10	11	12	
12	1	2	3	4	5	6	7	8	9	10	11	12	1	2	3	4	5	6	7	8	9	10	11	12	1346	
1	2	3	4	5	6	7	8	9	10	11	12	1	2	3	4	5	6	7	8	9	10	11	12	1346		
TOT		44												103												1346
		AM PEAK HOUR 1100 TO 1200 VOLUME 90												PM PEAK HOUR 0430 TO 0530 VOLUME 174												

04/21/10	WEDNESDAY	AM HOURS												PM HOURS												DAILY TOTAL
		1	2	3	4	5	6	7	8	9	10	11	12	1	2	3	4	5	6	7	8	9	10	11	12	
12	1	2	3	4	5	6	7	8	9	10	11	12	1	2	3	4	5	6	7	8	9	10	11	12	1352	
1	2	3	4	5	6	7	8	9	10	11	12	1	2	3	4	5	6	7	8	9	10	11	12	1352		
TOT		48												96												1352
		AM PEAK HOUR 0645 TO 0745 VOLUME 90												PM PEAK HOUR 0430 TO 0530 VOLUME 168												

TRIP SUMMARY
15 MINUTE TRAFFIC COUNT SUMMARY

SR 005 MP 007.24 OFF SYSTEM ID. B LEG E DIRECTION OF TRAFFIC WESTBOUND LANE ALL OF

COUNT IDENTIFIER 10-003 COUNTER NUMBER 175901 DESCRIPTION: ON NE 139TH ST E/O NE TENNEY RD

04/22/10 THURSDAY	AM HOURS					PM HOURS					DAILY TOTAL	
	1	2	3	4	5	6	7	8	9	10		11
12	1	2	3	4	5	6	7	8	9	10	11	12
1	2	3	4	5	6	7	8	9	10	11	12	TOTAL
00-15		2			2	3	24					
15-30					1	5	37					
30-45					1	4						
45-00			1		1	8						
HOUR	2	3	1		5	20	61					
TOT												92

AM PEAK HOUR 0630 TO 0730 VOLUME 73
PM PEAK HOUR 0000 TO 0000 VOLUME 0

AM TOTAL 92
PM TOTAL 0

04/19/10 THRU 04/22/10
TOTAL HOURS FOR COUNT 67

2 DAYS
AVG WEEKDAY VOL 1340 X SEASONAL ADJ. FACTOR 1.0000 = 1340 X AXLE CORR FACTOR 1.0000 = ESTIMATED AVG DAILY TRAFFIC 1340

STATE OF WASHINGTON - DEPARTMENT OF TRANSPORTATION
TRIP SYSTEM
15 MINUTE TRAFFIC COUNT SUMMARY

SR 005 MP 007.24 OFF SYSTEM ID. B LEG E DIRECTION OF TRAFFIC EASTBOUND LANE ALL OF

COUNT IDENTIFIER 10-003 COUNTER NUMBER 175905 DESCRIPTION: ON NE 139TH ST E/O NE TENNEY RD

	04/19/10 MONDAY												DAILY													
	AM HOURS												PM HOURS													
TIME	1	2	3	4	5	6	7	8	9	10	11	12	1	2	TOTAL	TOTAL										
00-15													20	29	40	43	46	32	29	8	9	8				
15-30													26	22	43	27	30	29	27	17	12	7	1			
30-45													26	21	28	40	38	40	25	22	9	4	1			
45-00													27	28	34	28	26	35	25	19	9	8	1			
HOUR													27	28	34	28	26	35	25	19	9	8	1			
TOT													27	100	106	128	133	146	140	116	87	38	28	11	2	1062

COUNT IDENTIFIER 10-003 COUNTER NUMBER 175905 DESCRIPTION: ON NE 139TH ST E/O NE TENNEY RD

	04/20/10 TUESDAY												DAILY																		
	AM HOURS												PM HOURS																		
TIME	1	2	3	4	5	6	7	8	9	10	11	12	1	2	TOTAL	TOTAL															
00-15													14	19	28	25	28	36	30	36	35	37	51	25	27	17	3	6	4		
15-30													24	13	19	32	32	38	26	34	38	39	46	27	23	23	12	13	4	4	
30-45													18	16	15	31	43	29	26	35	43	47	29	24	14	12	6	2	1	1	
45-00													10	15	26	23	28	29	36	35	35	38	25	27	23	9	8	2	1	1	
HOUR													10	15	26	23	28	29	36	35	35	38	25	27	23	9	8	2	1	1	
TOT													10	15	26	23	28	29	36	35	35	38	25	27	23	9	8	2	1	1	1664

COUNT IDENTIFIER 10-003 COUNTER NUMBER 175905 DESCRIPTION: ON NE 139TH ST E/O NE TENNEY RD

	04/21/10 WEDNESDAY												DAILY																			
	AM HOURS												PM HOURS																			
TIME	1	2	3	4	5	6	7	8	9	10	11	12	1	2	TOTAL	TOTAL																
00-15													17	13	23	36	52	32	40	38	45	40	41	28	10	6	5	5	5			
15-30													21	19	21	16	29	37	34	40	24	39	46	34	23	21	7	3	3	3		
30-45													15	18	39	23	30	28	30	29	29	42	46	39	18	18	4	1	1	1	1	
45-00													12	13	27	21	29	20	29	34	34	46	26	27	11	14	5	5	2	2	2	
HOUR													12	13	27	21	29	20	29	34	34	46	26	27	11	14	5	5	2	2	2	
TOT													12	13	27	21	29	20	29	34	34	46	26	27	11	14	5	5	2	2	2	1641

	AM PEAK HOUR 1030 TO 1130 VOLUME												AM TOTAL																			
	PM PEAK HOUR 0445 TO 0545 VOLUME												PM TOTAL																			
TIME	1	2	3	4	5	6	7	8	9	10	11	12	1	2	TOTAL	TOTAL																
00-15													17	13	23	36	52	32	40	38	45	40	41	28	10	6	5	5	5	5		
15-30													21	19	21	16	29	37	34	40	24	39	46	34	23	21	7	3	3	3	3	
30-45													15	18	39	23	30	28	30	29	29	42	46	39	18	18	4	1	1	1	1	
45-00													12	13	27	21	29	20	29	34	34	46	26	27	11	14	5	5	2	2	2	
HOUR													12	13	27	21	29	20	29	34	34	46	26	27	11	14	5	5	2	2	2	
TOT													12	13	27	21	29	20	29	34	34	46	26	27	11	14	5	5	2	2	2	1641

DOT-RN8515A-B

STATE OF WASHINGTON - DEPARTMENT OF TRANSPORTATION
TRIP SYSTEM
15 MINUTE TRAFFIC COUNT SUMMARY

DATE 04/26/10
TIME 12:55:01
PAGE 10

SR 005 MP 007.24 OFF SYSTEM ID. B LEG E DIRECTION OF TRAFFIC EASTBOUND LANE ALL OF

COUNT IDENTIFIER 10-003 COUNTER NUMBER 175905 DESCRIPTION: ON NE 139TH ST E/O NE TENNEY RD

04/22/10 THURSDAY	1	2	3	4	5	6	7	8	9	10	11	12	DAILY TOTAL
12	1	2	3	4	5	6	7	8	9	10	11	12	79
1	2	3	4	5	6	7	8	9	10	11	12		
00-15		2		1		3		14					
15-30					1		7						
30-45	1				2		6						
45-00			1		4		11						
HOUR	1	2	3	4	5	6	7	8	9	10	11	12	TOTAL
TOT	1	2	1	3	7	27	37						79

AM PEAK HOUR 0630 TO 0730 VOLUME 54
PM PEAK HOUR 0000 TO 0000 VOLUME 0

AM TOTAL 79
PM TOTAL 0

04/19/10 THRU 04/22/10
TOTAL HOURS FOR COUNT 67

2 DAYS FACTOR GROUP
AVG WEEKDAY VOL 1653 X SEASONAL ADJ. FACTOR 1.0000 = 1653 X AXLE CORR FACTOR 1.0000 = ESTIMATED AVG DAILY TRAFFIC 1653

SR 005 MP 007.24 OFF SYSTEM ID. B LEG E DIRECTION OF TRAFFIC BOTH WAYS LANE ALL OF

COUNT IDENTIFIER 10-003 COUNTER NUMBER 175905 DESCRIPTION: ON NE 139TH ST E/O NE TENNEY RD

COUNT	04/19/10 MONDAY												DAILY TOTAL																
	1	2	3	4	5	6	7	8	9	10	11	12																	
00-15	1	2	3	4	5	6	7	8	9	10	11	12	1	2	3	4	5	6	7	8	9	10	11	12	10				
15-30	1	2	3	4	5	6	7	8	9	10	11	12	1	2	3	4	5	6	7	8	9	10	11	12	10				
30-45	1	2	3	4	5	6	7	8	9	10	11	12	1	2	3	4	5	6	7	8	9	10	11	12	10				
45-00	1	2	3	4	5	6	7	8	9	10	11	12	1	2	3	4	5	6	7	8	9	10	11	12	10				
TOT	5	5	2	2	14	49	149	122	115	161	196	240	210	244	231	309	323	252	147	125	53	18	3	2975					
													AM PEAK HOUR 0000 TO 0000 VOLUME	180	AM PEAK HOUR 1030 TO 1130 VOLUME	204													
													PM PEAK HOUR 0445 TO 0545 VOLUME	315	PM PEAK HOUR 0430 TO 0530 VOLUME	342													

COUNT	04/20/10 TUESDAY												DAILY TOTAL														
	1	2	3	4	5	6	7	8	9	10	11	12															
00-15	1	2	3	4	5	6	7	8	9	10	11	12	1	2	3	4	5	6	7	8	9	10	11	12	10		
15-30	1	2	3	4	5	6	7	8	9	10	11	12	1	2	3	4	5	6	7	8	9	10	11	12	10		
30-45	1	2	3	4	5	6	7	8	9	10	11	12	1	2	3	4	5	6	7	8	9	10	11	12	10		
45-00	1	2	3	4	5	6	7	8	9	10	11	12	1	2	3	4	5	6	7	8	9	10	11	12	10		
TOT	3	7	1	1	11	46	144	107	128	177	216	234	205	262	286	318	292	220	162	106	52	25	7	3010			
													AM PEAK HOUR 1100 TO 1200 VOLUME	216													
													PM PEAK HOUR 0430 TO 0530 VOLUME	356													

COUNT	04/21/10 WEDNESDAY												DAILY TOTAL														
	1	2	3	4	5	6	7	8	9	10	11	12															
00-15	1	2	3	4	5	6	7	8	9	10	11	12	1	2	3	4	5	6	7	8	9	10	11	12	10		
15-30	1	2	3	4	5	6	7	8	9	10	11	12	1	2	3	4	5	6	7	8	9	10	11	12	10		
30-45	1	2	3	4	5	6	7	8	9	10	11	12	1	2	3	4	5	6	7	8	9	10	11	12	10		
45-00	1	2	3	4	5	6	7	8	9	10	11	12	1	2	3	4	5	6	7	8	9	10	11	12	10		
TOT	5	5	2	2	14	49	149	122	115	161	196	240	210	244	231	309	323	252	147	125	53	18	3	2975			
													AM PEAK HOUR 1030 TO 1130 VOLUME	204													
													PM PEAK HOUR 0430 TO 0530 VOLUME	342													

SR 005	MP 007.24	OFF SYSTEM ID. B	LEG E	DIRECTION OF TRAFFIC	BOTH WAYS	LANE ALL OF
COUNT IDENTIFIER	10-003	COUNTER NUMBER	175905	DESCRIPTION: ON NE 139TH ST E/O NE TENNEY RD		
04/22/10 THURSDAY						
	12	1	2	3	4	5
	1	2	3	4	5	6
00-15		2	4	1	2	3
15-30			1	2	3	4
30-45	1	1	4	2	6	38
45-00				3	10	60
HOUR			2	5	10	19
TOT	1	3	5	2	3	12
						47
						98

AM PEAK HOUR 0630 TO 0730 VOLUME 127 AM TOTAL 171
 PM PEAK HOUR 0000 TO 0000 VOLUME 0 PM TOTAL 0

04/19/10 THRU 04/22/10 TOTAL HOURS FOR COUNT 67

2 DAYS
 AVG WEEKDAY VOL 2993 X SEASONAL ADJ. FACTOR 1.0000 = 2993 X AXLE CORR FACTOR 1.0000 = ESTIMATED AVG DAILY TRAFFIC 2993
 PEAK HOUR PERCENTAGES: K = 11.89 D = 51.12
 PEAK HOUR LOCATION : VOLUME = 356 DATE: 04/20/10 TIME: 04:30 PM