

Diamond Traffic Counter



Interval 15 MIN 60 MIN
 Count(volume) Binned(CL/SP)
 Speed Lane No 1 2

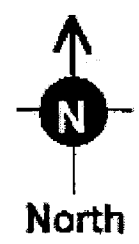
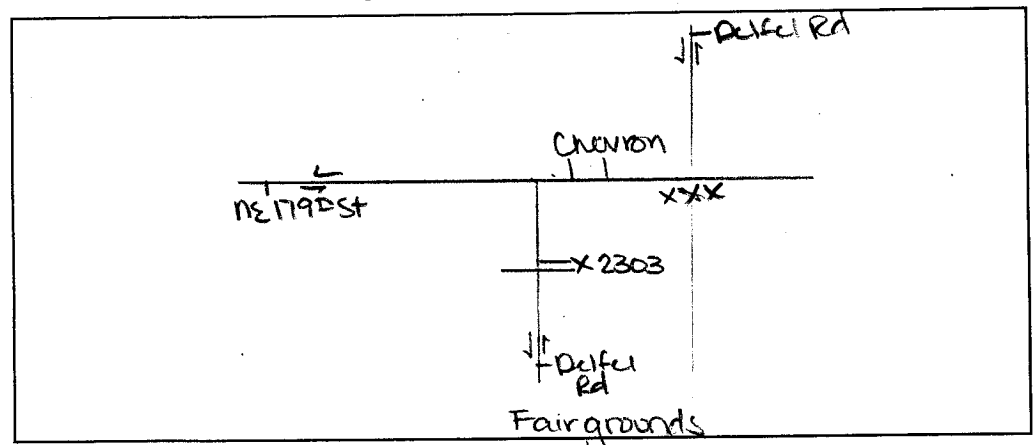
Direction CH #1 bw
 Direction CH #2 nb
 Data Hog # 7066

Counter No. 15- 2303 Count ID SP#07-006
 SR 5 RRT/RRQ MP 9.51
 Leg S Direction see 1,2 OSID CD

Station Description - ON Delfel Rd slo NE179th St

Date	Day	Time	Comments
4/9/07	2	1015	Manual (1) <u>2</u> (2) <u>1</u> set cntr as <u>A,B</u> Counter (1) <u>2</u> (2) <u>1</u> cntr ok AH <u>6.5</u>
4/10	3	0720	Manual (1) <u>8</u> (2) <u>2</u> cntr ok AH <u>6.5</u> Counter (1) <u>8</u> (2) <u>2</u>
4/11	4	0714	Manual (1) <u>1</u> (2) <u>1</u> cntr ok AH <u>6.4</u> Counter (1) <u>1</u> (2) <u>1</u>
4/12	5	0722	Manual (1) <u>4</u> (2) <u>4</u> cntr ok AH <u>6.4</u> Counter (1) <u>4</u> (2) <u>4</u>
4/13	6	0714	Manual (1) <u>1</u> (2) <u>1</u> cntr p/u AH <u>6.4</u> Counter (1) <u>1</u> (2) <u>1</u>

Sketch



Attawak
Field Person

SR 005 MP 009.51 OFF SYSTEM ID. D LEG S DIRECTION OF TRAFFIC SOUTHBOUND LANE ALL OF
COUNT IDENTIFIER 07-006 COUNTER NUMBER 152303 DESCRIPTION: ON DELFEL RD S/O NE 179TH ST

04/09/07 MONDAY	AM HOURS												PM HOURS												DAILY TOTAL
	1	2	3	4	5	6	7	8	9	10	11	12	1	2	3	4	5	6	7	8	9	10	11	12	
12	1	2	3	4	5	6	7	8	9	10	11	12	1	2	3	4	5	6	7	8	9	10	11	12	95
1	2	3	4	5	6	7	8	9	10	11	12	1	2	3	4	5	6	7	8	9	10	11	12	482	
TOT	38												57												577

AM PEAK HOUR 1030 TO 1130 VOLUME 69
PM PEAK HOUR 0615 TO 0715 VOLUME 87

04/10/07 TUESDAY	AM HOURS												PM HOURS												DAILY TOTAL
	1	2	3	4	5	6	7	8	9	10	11	12	1	2	3	4	5	6	7	8	9	10	11	12	
12	1	2	3	4	5	6	7	8	9	10	11	12	1	2	3	4	5	6	7	8	9	10	11	12	256
1	2	3	4	5	6	7	8	9	10	11	12	1	2	3	4	5	6	7	8	9	10	11	12	318	
TOT	43												55												574

AM PEAK HOUR 1100 TO 1200 VOLUME 61
PM PEAK HOUR 1215 TO 0115 VOLUME 57

04/11/07 WEDNESDAY	AM HOURS												PM HOURS												DAILY TOTAL
	1	2	3	4	5	6	7	8	9	10	11	12	1	2	3	4	5	6	7	8	9	10	11	12	
12	1	2	3	4	5	6	7	8	9	10	11	12	1	2	3	4	5	6	7	8	9	10	11	12	230
1	2	3	4	5	6	7	8	9	10	11	12	1	2	3	4	5	6	7	8	9	10	11	12	316	
TOT	43												50												546

AM PEAK HOUR 1030 TO 1130 VOLUME 53
PM PEAK HOUR 1245 TO 0145 VOLUME 57

SR 005 MP 009.51 OFF SYSTEM ID. D LEG S DIRECTION OF TRAFFIC SOUTHBOUND LANE ALL OF

COUNT IDENTIFIER 07-006 COUNTER NUMBER 152303 DESCRIPTION: ON DELFEL RD S/O NE 179TH ST

04/12/07 THURSDAY	12	1	2	3	4	5	6	7	8	9	10	11	12	DAILY TOTAL
00-15	1	2	3	4	5	6	7	8	9	10	11	12		
15-30	1	2	3	4	5	6	7	8	9	10	11	12		
30-45	1	2	3	4	5	6	7	8	9	10	11	12		
45-00	1	2	3	4	5	6	7	8	9	10	11	12		
HOUR	1	2	3	4	5	6	7	8	9	10	11	12		
TOT	2	3	4	5	6	7	8	9	10	11	12			564

AM PEAK HOUR 1100 TO 1200 VOLUME 45
 PM PEAK HOUR 0245 TO 0345 VOLUME 63

04/13/07 FRIDAY	12	1	2	3	4	5	6	7	8	9	10	11	12	DAILY TOTAL
00-15	1	2	3	4	5	6	7	8	9	10 <td>11</td> <td>12</td> <td></td> <td></td>	11	12		
15-30	1	2	3	4	5	6	7	8	9	10 <td>11</td> <td>12</td> <td></td> <td></td>	11	12		
30-45	1	2	3	4	5	6	7	8	9	10 <td>11</td> <td>12</td> <td></td> <td></td>	11	12		
45-00	1	2	3	4	5	6	7	8	9	10 <td>11</td> <td>12</td> <td></td> <td></td>	11	12		
HOUR	1	2	3	4	5	6	7	8	9	10 <td>11</td> <td>12</td> <td></td> <td></td>	11	12		
TOT	3	4	5	6	7	8	9	10	11	12				16

AM PEAK HOUR 0515 TO 0615 VOLUME 6
 PM PEAK HOUR 0000 TO 0000 VOLUME 0

04/09/07 THRU 04/13/07 TOTAL HOURS FOR COUNT 91
 3 DAYS AVG WEEKDAY VOL 561 X SEASONAL ADJ. FACTOR 1.0000 = 561 X AXLE CORR FACTOR 1.0000 = ESTIMATED AVG DAILY TRAFFIC 561

SR 005 MP 009.51 OFF SYSTEM ID. D LEG S DIRECTION OF TRAFFIC NORTHBOUND LANE ALL OF
COUNT IDENTIFIER 07-006 COUNTER NUMBER 152303 DESCRIPTION: ON DELFEL RD S/O NE 179TH ST

04/09/07 MONDAY	AM HOURS												PM HOURS												DAILY TOTAL
	1	2	3	4	5	6	7	8	9	10	11	12	1	2	3	4	5	6	7	8	9	10	11	12	
00-15	1	2	3	4	5	6	7	8	9	10	11	12	1	2	3	4	5	6	7	8	9	10	11	12	1
15-30	1	2	3	4	5	6	7	8	9	10	11	12	1	2	3	4	5	6	7	8	9	10	11	12	1
30-45	1	2	3	4	5	6	7	8	9	10	11	12	1	2	3	4	5	6	7	8	9	10	11	12	1
45-00	1	2	3	4	5	6	7	8	9	10	11	12	1	2	3	4	5	6	7	8	9	10	11	12	1
HOUR	13												8												2
TOT	21												57												75

AM PEAK HOUR 1100 TO 1200 VOLUME 57
PM PEAK HOUR 0815 TO 0915 VOLUME 397
Corrected

04/10/07 TUESDAY	AM HOURS												PM HOURS												DAILY TOTAL
	1	2	3	4	5	6	7	8	9	10	11	12	1	2	3	4	5	6	7	8	9	10	11	12	
00-15	1	2	3	4	5	6	7	8	9	10	11	12	1	2	3	4	5	6	7	8	9	10	11	12	1
15-30	1	2	3	4	5	6	7	8	9	10	11	12	1	2	3	4	5	6	7	8	9	10	11	12	1
30-45	1	2	3	4	5	6	7	8	9	10	11	12	1	2	3	4	5	6	7	8	9	10	11	12	1
45-00	1	2	3	4	5	6	7	8	9	10	11	12	1	2	3	4	5	6	7	8	9	10	11	12	1
HOUR	1												1												2
TOT	25												77												102

AM PEAK HOUR 1100 TO 1200 VOLUME 51
PM PEAK HOUR 0430 TO 0530 VOLUME 70

04/11/07 WEDNESDAY	AM HOURS												PM HOURS												DAILY TOTAL
	1	2	3	4	5	6	7	8	9	10	11	12	1	2	3	4	5	6	7	8	9	10	11	12	
00-15	1	2	3	4	5	6	7	8	9	10	11	12	1	2	3	4	5	6	7	8	9	10	11	12	1
15-30	1	2	3	4	5	6	7	8	9	10	11	12	1	2	3	4	5	6	7	8	9	10	11	12	1
30-45	1	2	3	4	5	6	7	8	9	10	11	12	1	2	3	4	5	6	7	8	9	10	11	12	1
45-00	1	2	3	4	5	6	7	8	9	10	11	12	1	2	3	4	5	6	7	8	9	10	11	12	1
HOUR	1												1												2
TOT	21												53												74

AM PEAK HOUR 1045 TO 1145 VOLUME 56
PM PEAK HOUR 0415 TO 0515 VOLUME 72

SR 005 MP 009.51 OFF SYSTEM ID. D LEG S DIRECTION OF TRAFFIC NORTHBOUND LANE ALL OF

COUNT IDENTIFIER 07-006 COUNTER NUMBER 152303 DESCRIPTION: ON DELFEL RD S/O NE 179TH ST

04/12/07 THURSDAY	AM HOURS												PM HOURS												DAILY TOTAL
	12	1	2	3	4	5	6	7	8	9	10	11	12	1	2	3	4	5	6	7	8	9	10	11	
12	1	2	3	4	5	6	7	8	9	10	11	12	1	2	3	4	5	6	7	8	9	10	11	12	176
1	2	3	4	5	6	7	8	9	10	11	12	1	2	3	4	5	6	7	8	9	10	11	12	398	
00-15																									12
15-30				1																					3
30-45																									6
45-00																									5
HOUR																									1
TOT																									574

AM PEAK HOUR 1030 TO 1130 VOLUME 48
PM PEAK HOUR 0430 TO 0530 VOLUME 76

AM TOTAL 176
PM TOTAL 398

04/13/07 FRIDAY	AM HOURS													PM HOURS													DAILY TOTAL
	12	1	2	3	4	5	6	7	8	9	10	11	12	1	2	3	4	5	6	7	8	9	10	11	12		
12	1	2	3	4	5	6	7	8	9	10	11	12	1	2	3	4	5	6	7	8	9	10	11	12	33		
1	2	3	4	5	6	7	8	9	10	11	12	1	2	3	4	5	6	7	8	9	10	11	12	0			
00-15																									14		
15-30																									0		
30-45																									0		
45-00																									0		
HOUR																									0		
TOT																									33		

AM PEAK HOUR 0515 TO 0615 VOLUME 14
PM PEAK HOUR 0000 TO 0000 VOLUME 0

AM TOTAL 33
PM TOTAL 0

04/09/07 THRU 04/13/07
TOTAL HOURS FOR COUNT 91

3 DAYS
AVG WEEKDAY VOL 563 X SEASONAL ADJ. FACTOR 1.0000 = 563 X AXLE CORR FACTOR 1.0000 = ESTIMATED AVG DAILY TRAFFIC 563

SR 005 MP 009.51 OFF SYSTEM ID. D LEG S DIRECTION OF TRAFFIC BOTH WAYS LANE ALL OF
COUNT IDENTIFIER 07-006 COUNTER NUMBER 152303 DESCRIPTION: ON DELFEL RD S/O NE 179TH ST

04/12/07 THURSDAY	AM HOURS												PM HOURS												DAILY TOTAL
	1	2	3	4	5	6	7	8	9	10	11	12	1	2	3	4	5	6	7	8	9	10	11	12	
12	1	2	3	4	5	6	7	8	9	10	11	12	1	2	3	4	5	6	7	8	9	10	11	12	3
1	2	3	4	5	6	7	8	9	10	11	12	1	2	3	4	5	6	7	8	9	10	11	12	3	
1	1	1	1	1	2	4	4	17	10	8	29	17	31	30	28	39	16	7	16	3	5	1	1	15	
1	1	1	1	1	2	4	4	17	10	8	29	17	31	30	28	39	16	7	16	3	5	1	1	15	
1	1	1	1	1	2	4	4	17	10	8	29	17	31	30	28	39	16	7	16	3	5	1	1	15	
1	1	1	1	1	2	4	4	17	10	8	29	17	31	30	28	39	16	7	16	3	5	1	1	15	
45-00	1	1	1	1	2	4	4	17	10	8	29	17	31	30	28	39	16	7	16	3	5	1	1	15	
HOUR	1	1	1	1	2	4	4	17	10	8	29	17	31	30	28	39	16	7	16	3	5	1	1	15	
TOT	2	1	1	10	22	69	59	63	67	85	107	97	106	122	99	106	34	41	13	28	4	3	1138		

AM PEAK HOUR 1030 TO 1130 VOLUME 89 AM TOTAL 378
PM PEAK HOUR 0300 TO 0400 VOLUME 122 PM TOTAL 760

04/13/07 FRIDAY	AM HOURS												PM HOURS												DAILY TOTAL
	1	2	3	4	5	6	7	8	9	10	11	12	1	2	3	4	5	6	7	8	9	10	11	12	
12	1	2	3	4	5	6	7	8	9	10	11	12	1	2	3	4	5	6	7	8	9	10	11	12	49
1	2	3	4	5	6	7	8	9	10	11	12	1	2	3	4	5	6	7	8	9	10	11	12	49	
1	1	1	2	1	1	1	1	1	1	1	1	1	1	1	1	1	1	1	1	1	1	1	1	1	12
15-30	1	1	1	1	1	1	1	1	1	1	1	1	1	1	1	1	1	1	1	1	1	1	1	1	12
30-45	1	1	1	1	1	1	1	1	1	1	1	1	1	1	1	1	1	1	1	1	1	1	1	1	12
45-00	1	1	1	1	1	1	1	1	1	1	1	1	1	1	1	1	1	1	1	1	1	1	1	1	12
HOUR	1	1	1	1	1	1	1	1	1	1	1	1	1	1	1	1	1	1	1	1	1	1	1	1	12
TOT	3	3	1	6	2	16	18																		49

04/09/07 THRU 04/13/07
TOTAL HOURS FOR COUNT 91

3 DAYS
AVG WEEKDAY VOL 1124 X SEASONAL ADJ. FACTOR 1.0000 = 1124 X AXLE CORR FACTOR 1.0000 = ESTIMATED AVG DAILY TRAFFIC 1124

PEAK HOUR PERCENTAGES: K = 10.85
PEAK HOUR LOCATION : VOLUME = 37.10 D = 50.82
DATE: 04/09/07 TIME: 08:15 PM

122 04/12/07 03:00 PM



Interval 15 MIN 60 MIN
 Count(volume) Binned(CL/SP)
 Speed Lane No 1 2

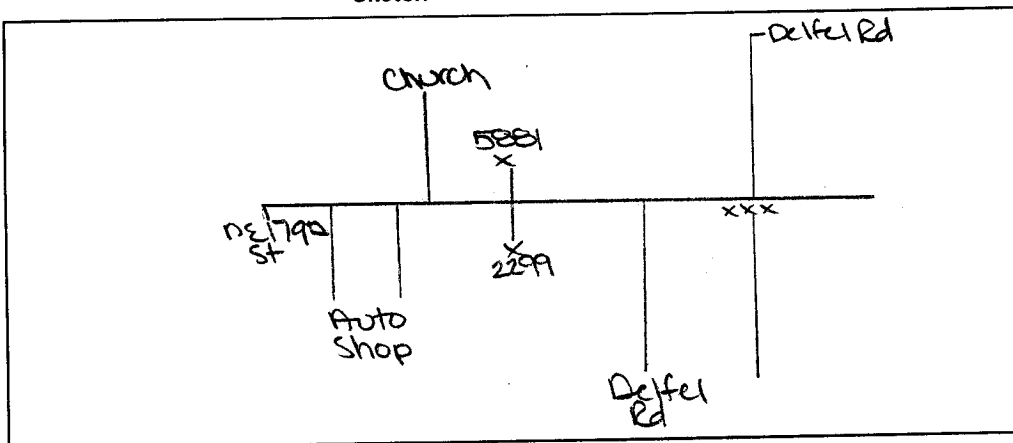
Direction CH #1 _____
 Direction CH #2 _____
 Data Hog # 7066

Counter No. 15- 5881 Count ID SP#07-006
 SR 5 RRT/RRQ _____ MP 9.51
 Leg w Direction wb OSID LD

Station Description - ON NE 179th St w/o Delfel Rd

Date	Day	Time	Comments
4/9/07	2	1027	Manual (1) <u>4</u> (2) _____ set cntr as <u>ATB</u> 6.4 Counter (1) <u>4</u> (2) _____ cntr ok AH
4/10	3	0735	Manual (1) <u>4</u> (2) _____ cntr ok AH 6.4 Counter (1) <u>4</u> (2) _____
4/11	4	0730	Manual (1) <u>10</u> (2) _____ cntr ok AH 6.4 Counter (1) <u>10</u> (2) _____
4/12	5	0733	Manual (1) <u>6</u> (2) _____ cntr ok AH 6.3 Counter (1) <u>6</u> (2) _____
4/13	6	0729	Manual (1) <u>1</u> (2) _____ cntr p/u AH 6.4 Counter (1) <u>1</u> (2) _____ <u>cntr Broke</u>

Sketch



Attard
Field Person



Interval 15 MIN 60 MIN
 Count(volume) Binned(CL/SP)
 Speed Lane No 1 2

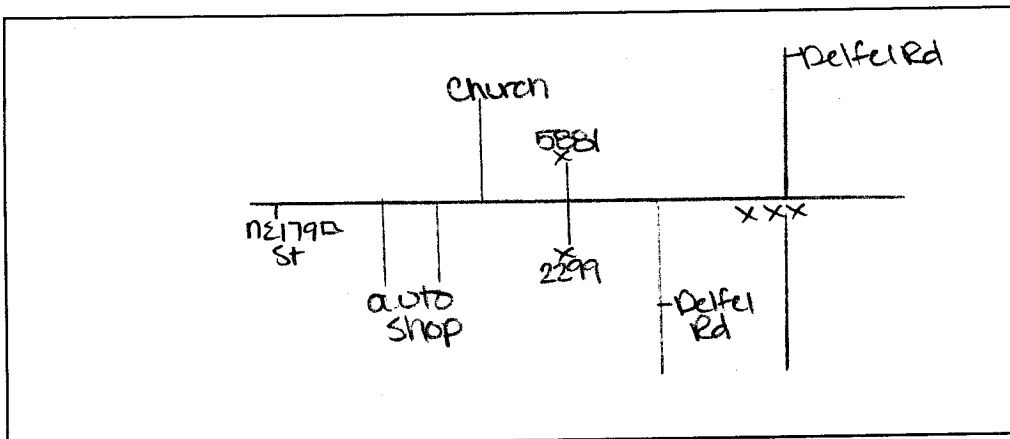
Direction CH #1 _____
 Direction CH #2 _____
 Data Hog # 7066

Counter No. 15-2299 Count ID SP#07-006
 SR 5 RRT/RRQ _____ MP 9.51
 Leg W Direction EB OSID LD

Station Description - ON NE 179th St w/o Delfel Rd

Date	Day	Time	Comments
4/9/07	2	1026	Manual (1) <u>4</u> (2) _____ set cntr as <u>A+B</u> <u>6.5</u> Counter (1) <u>4</u> (2) _____ cntr ok AH
4/10	3	0730	Manual (1) <u>21</u> (2) _____ cntr ok AH <u>6.5</u> Counter (1) <u>21</u> (2) _____
4/11	4	0729	Manual (1) <u>14</u> (2) _____ cntr ok AH <u>6.5</u> Counter (1) <u>14</u> (2) _____
4/12	5	0728	Manual (1) <u>12</u> (2) _____ <u>3/3 prewinter</u> <u>6.4</u> Counter (1) <u>12</u> (2) _____ cntr ok AH
4/13	6	0723	Manual (1) <u>1</u> (2) _____ cntr p/u AH <u>6.5</u> Counter (1) <u>1</u> (2) _____

Sketch



North

Attard

Field Person

SR 005 MP 009.51 OFF SYSTEM ID. D LEG W DIRECTION OF TRAFFIC WESTBOUND LANE ALL OF
COUNT IDENTIFIER 07-006 COUNTER NUMBER 155881 DESCRIPTION: ON NE 179TH ST W/O DELFEL RD

04/09/07 MONDAY	AM HOURS												PM HOURS												DAILY TOTAL
	1	2	3	4	5	6	7	8	9	10	11	12	1	2	3	4	5	6	7	8	9	10	11	12	
12	1	2	3	4	5	6	7	8	9	10	11	12	1	2	3	4	5	6	7	8	9	10	11	12	2333
00-15																									
15-30																									
30-45																									
45-00																									
TOT																									

AM PEAK HOUR 1030 TO 1130 VOLUME 284
PM PEAK HOUR 0600 TO 0700 VOLUME 855
AM TOTAL 319
PM TOTAL 2014

CNT All

04/10/07 TUESDAY	AM HOURS												PM HOURS												DAILY TOTAL
	1	2	3	4	5	6	7	8	9	10	11	12	1	2	3	4	5	6	7	8	9	10	11	12	
12	1	2	3	4	5	6	7	8	9	10	11	12	1	2	3	4	5	6	7	8	9	10	11	12	1869
00-15																									
15-30																									
30-45																									
45-00																									
TOT																									

AM PEAK HOUR 0815 TO 0915 VOLUME 116
PM PEAK HOUR 0545 TO 0645 VOLUME 220
AM TOTAL 540
PM TOTAL 1329

04/11/07 WEDNESDAY	AM HOURS												PM HOURS												DAILY TOTAL
	1	2	3	4	5	6	7	8	9	10	11	12	1	2	3	4	5	6	7	8	9	10	11	12	
12	1	2	3	4	5	6	7	8	9	10	11	12	1	2	3	4	5	6	7	8	9	10	11	12	1844
00-15																									
15-30																									
30-45																									
45-00																									
TOT																									

AM PEAK HOUR 0815 TO 0915 VOLUME 101
PM PEAK HOUR 0345 TO 0445 VOLUME 186
AM TOTAL 527
PM TOTAL 1317

SR 005 MP 009.51 OFF SYSTEM ID. D LEG W DIRECTION OF TRAFFIC WESTBOUND LANE ALL OF
COUNT IDENTIFIER 07-006 COUNTER NUMBER 155881 DESCRIPTION: ON NE 179TH ST W/O DELFEL RD

04/12/07 THURSDAY	AM HOURS												PM HOURS												DAILY TOTAL	
	1	2	3	4	5	6	7	8	9	10	11	12	1	2	3	4	5	6	7	8	9	10	11	12		
00-15	12	1	2	3	4	5	6	7	8	9	10	11	12	1	2	3	4	5	6	7	8	9	10	11	12	108
15-30	1	2	3	4	5	6	7	8	9	10	11	12	1	2	3	4	5	6	7	8	9	10	11	12	108	
30-45	3	4	2	1	2	10	18	13	16	22	21	30	35	22	39	54	55	36	32	23	25	10	8	108		
45-00	1	1	2	1	3	15	26	24	12	19	16	23	32	34	50	38	44	49	35	20	26	7	3	108		
HOUR	3	1	2	1	2	4	14	29	23	25	20	32	33	25	51	41	55	44	26	21	19	13	6	108		
TOT	9	6	4	2	3	13	48	94	92	75	88	83	118	125	101	196	177	207	174	120	80	84	35	20	1954	

AM PEAK HOUR 0745 TO 0845 VOLUME 98
PM PEAK HOUR 0315 TO 0415 VOLUME 211

04/13/07 FRIDAY	AM HOURS												PM HOURS												DAILY TOTAL	
	1	2	3	4	5	6	7	8	9	10	11	12	1	2	3	4	5	6	7	8	9	10	11	12		
00-15	12	1	2	3	4	5	6	7	8	9	10	11	12	1	2	3	4	5	6	7	8	9	10	11	12	108
15-30	1	2	3	4	5	6	7	8	9	10	11	12	1	2	3	4	5	6	7	8	9	10	11	12	108	
30-45	2	4	2	1	2	10	18	13	16	22	21	30	35	22	39	54	55	36	32	23	25	10	8	108		
45-00	1	1	2	1	3	15	26	24	12	19	16	23	32	34	50	38	44	49	35	20	26	7	3	108		
HOUR	6	13	5	4	3	14	40	23	23	25	20	32	33	25	56	44	53	45	27	16	14	14	5	108		
TOT	6	13	5	4	3	14	40	23	23	25	20	32	33	25	56	44	53	45	27	16	14	14	5	108		

04/09/07 THRU 04/13/07
TOTAL HOURS FOR COUNT 91

3 DAYS AVG WEEKDAY VOL 1889 X SEASONAL ADJ. FACTOR 1.0000 = 1889 X AXLE CORR FACTOR 1.0000 = ESTIMATED AVG DAILY TRAFFIC 1889

SR 005 MP 009.51 OFF SYSTEM ID. D LEG W DIRECTION OF TRAFFIC EASTBOUND LANE ALL OF
COUNT IDENTIFIER 07-006 COUNTER NUMBER 1522299 DESCRIPTION: ON NE 179TH ST W/O DELFEL RD

04/09/07 MONDAY	AM HOURS												PM HOURS												DAILY TOTAL
	12	1	2	3	4	5	6	7	8	9	10	11	12	1	2	3	4	5	6	7	8	9	10	11	
12	1	2	3	4	5	6	7	8	9	10	11	12	1	2	3	4	5	6	7	8	9	10	11	12	1863
00-15										29	29	29	29	177	25	35	35	35	24	19	20	66	4	2	
15-30										28	19	78	23	38	28	28	24	34	26	16	96	14	3	4	
30-45										26	19	23	26	30	36	43	34	32	9	202	8	8	3	2	
45-00										26	27	48	26	30	32	38	48	48	19	30	141	8	3	2	
TOT										52	103	119	307	108	141	144	141	101	74	459	96	10	8	1863	

AM PEAK HOUR 1030 TO 1130 VOLUME 109
PM PEAK HOUR 0815 TO 0915 VOLUME 505
AM TOTAL 155
PM TOTAL 1708
CMT #1

04/10/07 TUESDAY	AM HOURS												PM HOURS												DAILY TOTAL			
	12	1	2	3	4	5	6	7	8	9	10	11	12	1	2	3	4	5	6	7	8	9	10	11		12		
12	1	2	3	4	5	6	7	8	9	10	11	12	1	2	3	4	5	6	7	8	9	10	11	12	2016			
00-15										22	29	29	29	56	27	34	35	35	15	40	32	41	36	25	9	21	7	1
15-30										20	17	47	46	24	34	21	31	22	38	27	31	24	18	15	10	10	6	4
30-45										37	54	41	44	21	21	33	33	32	32	35	35	30	22	23	14	21	1	1
45-00										39	54	29	20	31	44	27	17	32	40	37	37	36	27	19	12	12	4	2
TOT										43	118	194	173	137	110	129	116	108	150	131	138	109	85	50	64	18	7	2016

AM PEAK HOUR 0715 TO 0815 VOLUME 221
PM PEAK HOUR 0300 TO 0400 VOLUME 150
AM TOTAL 924
PM TOTAL 1092

04/11/07 WEDNESDAY	AM HOURS												PM HOURS												DAILY TOTAL			
	12	1	2	3	4	5	6	7	8	9	10	11	12	1	2	3	4	5	6	7	8	9	10	11		12		
12	1	2	3	4	5	6	7	8	9	10	11	12	1	2	3	4	5	6	7	8	9	10	11	12	1942			
00-15										20	37	37	51	23	36	35	21	17	40	32	41	39	20	8	15	4	4	
15-30										27	41	45	30	16	34	34	15	32	27	33	34	28	17	15	3	3	3	
30-45										33	56	34	40	26	19	13	37	40	38	36	43	30	14	8	11	3	1	
45-00										25	53	38	25	27	22	32	35	31	36	48	37	24	14	12	3	3	2	
TOT										105	187	168	130	92	113	114	108	120	141	149	146	121	65	43	32	16	10	1942

AM PEAK HOUR 0730 TO 0830 VOLUME 205
PM PEAK HOUR 0445 TO 0545 VOLUME 157
AM TOTAL 877
PM TOTAL 1065

SR 005 MP 009.51 OFF SYSTEM ID. D LEG W DIRECTION OF TRAFFIC EASTBOUND LANE ALL OF
 COUNT IDENTIFIER 07-006 COUNTER NUMBER 152299 DESCRIPTION: ON NE 179TH ST W/O DELFEL RD

04/12/07 THURSDAY	AM HOURS												PM HOURS												DAILY TOTAL
	12	1	2	3	4	5	6	7	8	9	10	11	12	1	2	3	4	5	6	7	8	9	10	11	
12	1	2	3	4	5	6	7	8	9	10	11	12	1	2	3	4	5	6	7	8	9	10	11	12	204
1	2	3	4	5	6	7	8	9	10	11	12	1	2	3	4	5	6	7	8	9	10	11	12		
2	1	2	1	1	7	23	31	62	30	20	26	32	29	23	33	40	41	41	25	25	11	29	10	3	
1	1	2	2	2	10	23	52	44	28	21	32	28	31	28	31	39	38	30	26	16	13	3	3		
1	1	1	2	3	10	27	43	34	23	18	23	33	36	36	39	41	36	22	13	22	11	3	3		
2	1	1	2	3	19	39	58	36	24	28	30	33	27	27	43	35	38	24	24	25	11	1	1		
TOT	5	2	3	5	9	46	112	184	176	105	87	111	126	105	114	156	155	153	101	88	74	64	16	7	
																									2004

AM PEAK HOUR 0715 TO 0815 VOLUME 215
 PM PEAK HOUR 0345 TO 0445 VOLUME 163
 AM PEAK HOUR 0615 TO 0715 VOLUME 113
 PM PEAK HOUR 0000 TO 0000 VOLUME 0
 AM TOTAL 845
 PM TOTAL 1159
 DAILY TOTAL 210

04/13/07 FRIDAY
 TOTAL HOURS FOR COUNT 91

04/09/07 THRU 04/13/07	AM HOURS												PM HOURS												DAILY TOTAL
	12	1	2	3	4	5	6	7	8	9	10	11	12	1	2	3	4	5	6	7	8	9	10	11	
12	1	2	3	4	5	6	7	8	9	10	11	12	1	2	3	4	5	6	7	8	9	10	11	12	210
1	2	3	4	5	6	7	8	9	10	11	12	1	2	3	4	5	6	7	8	9	10	11	12		
1	1	1	1	1	6	2	18	34																	
1	1	1	3	3	3	12	21																		
1	1	1	2	10	11	37																			
1	1	1	3	7	11	21																			
TOT	3	3	2	9	26	36	97	34																	210

3 DAYS
 AVG WEEKDAY VOL 1987 X SEASONAL ADJ. FACTOR 1.0000 = 1987 X AXLE CORR FACTOR 1.0000 = ESTIMATED AVG DAILY TRAFFIC 1987
 FACTOR GROUP

SR 005 MP 009.51 OFF SYSTEM ID. D LEG W DIRECTION OF TRAFFIC BOTH WAYS LANE ALL OF
COUNT IDENTIFIER 07-006 COUNTER NUMBER 152299 DESCRIPTION: ON NE 179TH ST W/O DELFEL RD

04/09/07 MONDAY	AM HOURS												PM HOURS												DAILY TOTAL
	1	2	3	4	5	6	7	8	9	10	11	12	1	2	3	4	5	6	7	8	9	10	11	12	
12	1	2	3	4	5	6	7	8	9	10	11	12	1	2	3	4	5	6	7	8	9	10	11	12	146
TOT	12	12	12	12	12	12	12	12	12	12	12	12	12	12	12	12	12	12	12	12	12	12	12	12	3722

AM PEAK HOUR 1030 TO 1130 VOLUME 393
PM PEAK HOUR 0600 TO 0700 VOLUME 956

AM TOTAL 474
PM TOTAL 3722

CNT HI

04/10/07 TUESDAY	AM HOURS												PM HOURS												DAILY TOTAL
	1	2	3	4	5	6	7	8	9	10	11	12	1	2	3	4	5	6	7	8	9	10	11	12	
12	1	2	3	4	5	6	7	8	9	10	11	12	1	2	3	4	5	6	7	8	9	10	11	12	3885
TOT	12	12	12	12	12	12	12	12	12	12	12	12	12	12	12	12	12	12	12	12	12	12	12	12	1464

AM PEAK HOUR 0715 TO 0815 VOLUME 325
PM PEAK HOUR 0545 TO 0645 VOLUME 338

AM TOTAL 1464
PM TOTAL 2421

04/11/07 WEDNESDAY	AM HOURS												PM HOURS												DAILY TOTAL
	1	2	3	4	5	6	7	8	9	10	11	12	1	2	3	4	5	6	7	8	9	10	11	12	
12	1	2	3	4	5	6	7	8	9	10	11	12	1	2	3	4	5	6	7	8	9	10	11	12	3786
TOT	12	12	12	12	12	12	12	12	12	12	12	12	12	12	12	12	12	12	12	12	12	12	12	12	1404

AM PEAK HOUR 0730 TO 0830 VOLUME 295
PM PEAK HOUR 0445 TO 0545 VOLUME 341

AM TOTAL 1404
PM TOTAL 2382

SR 005 MP 009.51 OFF SYSTEM ID. D LEG W DIRECTION OF TRAFFIC BOTH WAYS LANE ALL OF
 COUNT IDENTIFIER 07-006 COUNTER NUMBER 152299 DESCRIPTION: ON NE 179TH ST W/O DELFEL RD

04/12/07 THURSDAY	AM HOURS												PM HOURS												DAILY TOTAL
	1	2	3	4	5	6	7	8	9	10	11	12	1	2	3	4	5	6	7	8	9	10	11	12	
12	1	2	3	4	5	6	7	8	9	10	11	12	1	2	3	4	5	6	7	8	9	10	11	12	3958
TOT	14	8	7	7	12	59	160	278	268	180	175	194	244	230	215	352	332	360	275	208	154	148	51	27	318

AM PEAK HOUR 0715 TO 0815 VOLUME 304
 PM PEAK HOUR 0315 TO 0415 VOLUME 374

04/13/07 FRIDAY	AM HOURS												PM HOURS												DAILY TOTAL
	1	2	3	4	5	6	7	8	9	10	11	12	1	2	3	4	5	6	7	8	9	10	11	12	
12	1	2	3	4	5	6	7	8	9	10	11	12	1	2	3	4	5	6	7	8	9	10	11	12	318
TOT	9	16	7	13	29	50	137	57	168	0	0	0	0	0	0	0	0	0	0	0	0	0	0	318	

04/09/07 THRU 04/13/07
 TOTAL HOURS FOR COUNT 91

3 DAYS AVG WEEKDAY VOL 3876 X SEASONAL ADJ. FACTOR 1.0000 = 3876 X AXLE CORR FACTOR 1.0000 = ESTIMATED AVG DAILY TRAFFIC 3876
 PEAK HOUR PERCENTAGES: K = 24.66 D = 89.44
 PEAK HOUR LOCATION : VOLUME = 374 DATE: 04/12/07 TIME: 03:15 PM

Factor Group
 374 04/12/07 03:15 PM