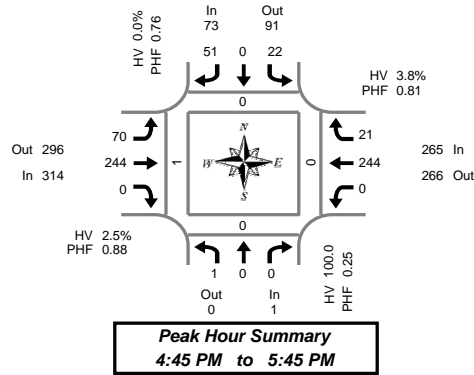


Total Vehicle Summary



Clay Carney
(503) 833-2740



NE 124th Ave & NE 99th St

Thursday, May 08, 2008
4:00 PM to 6:30 PM

5-Minute Interval Summary

4:00 PM to 6:30 PM

Interval Start Time	Northbound NE 124th Ave				Southbound NE 124th Ave				Eastbound NE 99th St				Westbound NE 99th St				Interval Total	Pedestrians Crosswalk			
	L	T	R	Bikes	L	T	R	Bikes	L	T	R	Bikes	L	T	R	Bikes		North	South	East	West
4:00 PM	0	0	0	0	2	0	4	0	1	21	0	0	17	1	0	46	0	0	0	0	
4:05 PM	0	0	0	0	1	0	5	0	7	14	0	0	18	1	0	46	0	0	0	0	
4:10 PM	0	0	0	0	4	0	5	0	7	18	0	0	14	0	0	48	0	0	0	0	
4:15 PM	0	0	0	0	1	0	5	0	7	21	0	0	26	3	0	63	0	0	0	0	
4:20 PM	0	0	0	0	2	0	2	0	5	24	0	0	24	2	0	59	0	0	0	4	
4:25 PM	0	0	0	0	2	0	4	0	1	14	0	0	16	0	0	37	0	0	0	0	
4:30 PM	0	0	0	0	3	0	3	0	6	17	0	0	21	2	0	52	0	0	0	0	
4:35 PM	0	0	0	0	1	0	4	0	3	26	0	0	14	2	0	50	0	0	0	1	
4:40 PM	0	0	0	0	1	0	4	0	5	22	0	0	19	0	0	51	0	0	0	0	
4:45 PM	1	0	0	0	0	0	7	0	4	27	0	0	24	2	0	65	0	0	0	0	
4:50 PM	0	0	0	0	4	0	3	0	6	21	0	0	21	3	0	58	0	0	0	0	
4:55 PM	0	0	0	0	0	0	2	0	6	14	0	0	24	2	0	48	0	0	0	0	
5:00 PM	0	0	0	0	3	0	0	0	4	11	0	0	15	1	0	34	0	0	0	0	
5:05 PM	0	0	0	0	2	0	6	0	3	24	0	0	28	1	0	64	0	0	0	0	
5:10 PM	0	0	0	0	2	0	3	0	8	30	0	0	23	3	0	69	0	0	0	0	
5:15 PM	0	0	0	0	2	0	8	0	5	17	0	0	26	1	0	59	0	0	0	0	
5:20 PM	0	0	0	0	3	0	5	0	6	23	0	0	13	2	0	52	0	0	0	0	
5:25 PM	0	0	0	0	1	0	5	0	9	15	0	0	14	0	0	44	0	0	0	0	
5:30 PM	0	0	0	0	2	0	4	0	3	18	0	0	14	1	0	42	0	0	0	0	
5:35 PM	0	0	0	0	2	0	4	0	9	21	0	0	23	2	0	61	0	0	0	1	
5:40 PM	0	0	0	0	1	0	4	0	7	23	0	0	19	3	0	57	0	0	0	0	
5:45 PM	0	0	0	0	2	0	3	0	7	14	0	0	16	3	0	45	0	0	0	0	
5:50 PM	0	0	0	0	1	0	0	0	6	24	0	0	15	3	0	49	0	0	0	0	
5:55 PM	0	0	0	0	2	0	7	0	6	20	0	0	18	2	0	55	0	0	0	0	
6:00 PM	0	0	0	0	1	0	2	0	3	24	0	0	13	2	0	45	0	0	0	0	
6:05 PM	0	0	0	0	2	0	4	0	3	12	0	0	18	1	0	40	0	0	0	0	
6:10 PM	0	0	0	0	3	0	2	0	8	16	0	0	14	0	0	43	0	0	0	0	
6:15 PM	0	0	0	0	0	0	4	0	5	15	0	0	18	3	0	45	0	0	0	0	
6:20 PM	0	0	0	0	1	0	3	0	7	14	0	0	21	1	0	47	0	0	0	0	
6:25 PM	0	0	0	0	1	0	4	0	4	13	0	0	10	1	0	33	0	0	0	0	
Total Survey	1	0	0	0	52	0	116	0	161	573	0	0	556	48	0	1,507	0	0	0	6	

15-Minute Interval Summary

4:00 PM to 6:30 PM

Interval Start Time	Northbound NE 124th Ave				Southbound NE 124th Ave				Eastbound NE 99th St				Westbound NE 99th St				Interval Total	Pedestrians Crosswalk			
	L	T	R	Bikes	L	T	R	Bikes	L	T	R	Bikes	L	T	R	Bikes		North	South	East	West
4:00 PM	0	0	0	0	7	0	14	0	15	53	0	0	49	2	0	140	0	0	0	0	
4:15 PM	0	0	0	0	5	0	11	0	13	59	0	0	66	5	0	159	0	0	0	4	
4:30 PM	0	0	0	0	5	0	11	0	14	65	0	0	54	4	0	153	0	0	0	1	
4:45 PM	1	0	0	0	4	0	12	0	16	62	0	0	69	7	0	171	0	0	0	0	
5:00 PM	0	0	0	0	7	0	9	0	15	65	0	0	66	5	0	167	0	0	0	0	
5:15 PM	0	0	0	0	6	0	18	0	20	55	0	0	53	3	0	155	0	0	0	0	
5:30 PM	0	0	0	0	5	0	12	0	19	62	0	0	56	6	0	160	0	0	0	1	
5:45 PM	0	0	0	0	5	0	10	0	19	58	0	0	49	8	0	149	0	0	0	0	
6:00 PM	0	0	0	0	6	0	8	0	14	52	0	0	45	3	0	128	0	0	0	0	
6:15 PM	0	0	0	0	2	0	11	0	16	42	0	0	49	5	0	125	0	0	0	0	
Total Survey	1	0	0	0	52	0	116	0	161	573	0	0	556	48	0	1,507	0	0	0	6	

Peak Hour Summary

4:45 PM to 5:45 PM

By Approach	Northbound NE 124th Ave				Southbound NE 124th Ave				Eastbound NE 99th St				Westbound NE 99th St				Total	Pedestrians Crosswalk			
	In	Out	Total	Bikes	In	Out	Total	Bikes	In	Out	Total	Bikes	In	Out	Total	Bikes		North	South	East	West
Volume	1	0	1	0	73	91	164	0	314	296	610	0	265	266	531	0	653	0	0	0	1
%HV	100.0%				0.0%				2.5%				3.8%				2.9%				
PHF	0.25				0.76				0.88				0.81				0.85				

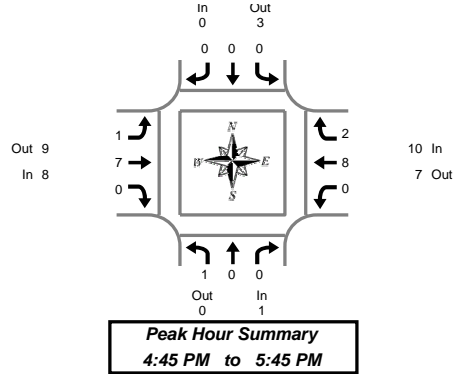
By Movement	Northbound NE 124th Ave				Southbound NE 124th Ave				Eastbound NE 99th St				Westbound NE 99th St				Total
	L	T	R	Total	L	T	R	Total	L	T	R	Total	L	T	R	Total	
Volume	1	0	0	1	22	0	51	73	70	244	0	314	0	244	21	265	653
%HV	#####	0.0%	0.0%	#####	0.0%	0.0%	0.0%	0.0%	1.4%	2.9%	0.0%	2.5%	0.0%	3.3%	9.5%	3.8%	2.9%
PHF	0.25	0.00	0.00	0.25	0.79	0.00	0.71	0.76	0.83	0.86	0.00	0.88	0.00	0.79	0.75	0.81	0.85

Rolling Hour Summary

4:00 PM to 6:30 PM

Interval Start Time	Northbound NE 124th Ave				Southbound NE 124th Ave				Eastbound NE 99th St				Westbound NE 99th St				Interval Total	Pedestrians Crosswalk			
	L	T	R	Bikes	L	T	R	Bikes	L	T	R	Bikes	L	T	R	Bikes		North	South	East	West
4:00 PM	1	0	0	0	21	0	48	0	58	239	0	0	238	18	0	623	0	0	0	5	
4:15 PM	1	0	0	0	21	0	43	0	58	251	0	0	255	21	0	650	0	0	0	5	
4:30 PM	1	0	0	0	22	0	50	0	65	247	0	0	242	19	0	646	0	0	0	1	
4:45 PM	1	0	0	0	22	0	51	0	70	244	0	0	244	21	0	653	0	0	0	1	
5:00 PM	0	0	0	0	23	0	49	0	73	240	0	0	224	22	0	631	0	0	0	1	
5:15 PM	0	0	0	0	22	0	48	0	72	227	0	0	203	20	0	592	0	0	0	1	
5:30 PM	0	0	0	0	18	0	41	0	68	214	0	0	199	22	0	562	0	0	0	1	

Heavy Vehicle Summary



NE 124th Ave & NE 99th St

Thursday, May 08, 2008
4:00 PM to 6:30 PM

Heavy Vehicle 5-Minute Interval Summary 4:00 PM to 6:30 PM

Interval Start Time	Northbound NE 124th Ave				Southbound NE 124th Ave				Eastbound NE 99th St				Westbound NE 99th St				Interval Total
	L	T	R	Total	L	T	R	Total	L	T	R	Total	L	T	R	Total	
4:00 PM	0	0	0	0	0	0	0	0	0	0	0	0	0	1	0	1	
4:05 PM	0	0	0	0	0	0	0	0	0	1	0	1	0	0	0	0	
4:10 PM	0	0	0	0	0	0	0	0	0	1	0	1	0	1	0	1	
4:15 PM	0	0	0	0	0	0	0	0	1	0	0	1	0	1	0	1	
4:20 PM	0	0	0	0	0	0	0	0	0	1	0	1	0	1	0	1	
4:25 PM	0	0	0	0	1	0	0	1	0	2	0	2	0	0	0	3	
4:30 PM	0	0	0	0	1	0	0	1	0	2	0	2	0	1	0	4	
4:35 PM	0	0	0	0	0	0	0	0	0	0	0	0	0	0	0	0	
4:40 PM	0	0	0	0	0	0	0	0	0	1	0	1	0	0	0	1	
4:45 PM	1	0	0	1	0	0	0	0	0	0	0	0	0	0	0	1	
4:50 PM	0	0	0	0	0	0	0	0	0	1	0	1	0	0	0	1	
4:55 PM	0	0	0	0	0	0	0	0	1	3	0	4	0	1	1	6	
5:00 PM	0	0	0	0	0	0	0	0	0	0	0	0	0	0	0	0	
5:05 PM	0	0	0	0	0	0	0	0	0	0	0	0	1	1	2	2	
5:10 PM	0	0	0	0	0	0	0	0	0	0	0	0	1	0	1	1	
5:15 PM	0	0	0	0	0	0	0	0	0	0	0	0	1	0	1	1	
5:20 PM	0	0	0	0	0	0	0	0	0	0	0	0	0	0	0	0	
5:25 PM	0	0	0	0	0	0	0	0	0	0	0	0	0	0	0	0	
5:30 PM	0	0	0	0	0	0	0	0	0	2	0	2	0	0	0	2	
5:35 PM	0	0	0	0	0	0	0	0	0	0	0	0	3	0	3	3	
5:40 PM	0	0	0	0	0	0	0	0	0	1	0	1	0	1	0	2	
5:45 PM	0	0	0	0	0	0	0	0	0	0	0	0	3	0	3	3	
5:50 PM	0	0	0	0	0	0	0	0	0	0	0	0	0	0	0	0	
5:55 PM	0	0	0	0	0	0	0	0	2	0	2	0	0	0	0	2	
6:00 PM	0	0	0	0	0	0	0	0	0	1	0	1	0	1	0	2	
6:05 PM	0	0	0	0	0	0	0	0	0	0	0	0	0	0	0	0	
6:10 PM	0	0	0	0	1	0	0	1	1	1	0	2	0	2	0	5	
6:15 PM	0	0	0	0	0	0	0	0	0	0	0	0	1	0	1	1	
6:20 PM	0	0	0	0	0	0	0	0	0	0	0	0	1	0	1	1	
6:25 PM	0	0	0	0	0	0	0	0	0	1	0	1	0	1	0	2	
Total Survey	1	0	0	1	3	0	0	3	3	20	0	23	0	22	2	51	

Heavy Vehicle 15-Minute Interval Summary 4:00 PM to 6:30 PM

Interval Start Time	Northbound NE 124th Ave				Southbound NE 124th Ave				Eastbound NE 99th St				Westbound NE 99th St				Interval Total
	L	T	R	Total	L	T	R	Total	L	T	R	Total	L	T	R	Total	
4:00 PM	0	0	0	0	0	0	0	0	0	2	0	2	0	2	0	2	4
4:15 PM	0	0	0	0	1	0	0	1	1	3	0	4	0	2	0	2	7
4:30 PM	0	0	0	0	1	0	0	1	0	3	0	3	0	1	0	1	5
4:45 PM	1	0	0	1	0	0	0	0	1	4	0	5	0	1	1	2	8
5:00 PM	0	0	0	0	0	0	0	0	0	0	0	0	2	1	3	3	3
5:15 PM	0	0	0	0	0	0	0	0	0	0	0	0	1	0	1	1	1
5:30 PM	0	0	0	0	0	0	0	0	0	3	0	3	0	4	0	4	7
5:45 PM	0	0	0	0	0	0	0	0	0	2	0	2	0	3	0	3	5
6:00 PM	0	0	0	0	1	0	0	1	1	2	0	3	0	3	0	3	7
6:15 PM	0	0	0	0	0	0	0	0	0	1	0	1	0	3	0	3	4
Total Survey	1	0	0	1	3	0	0	3	3	20	0	23	0	22	2	24	51

Heavy Vehicle Peak Hour Summary 4:45 PM to 5:45 PM

By Approach	Northbound NE 124th Ave			Southbound NE 124th Ave			Eastbound NE 99th St			Westbound NE 99th St			Total
	In	Out	Total	In	Out	Total	In	Out	Total	In	Out	Total	
Volume	1	0	1	0	3	3	8	9	17	10	7	17	19
PHF	0.25			0.00			0.40			0.63			0.59

By Movement	Northbound NE 124th Ave				Southbound NE 124th Ave				Eastbound NE 99th St				Westbound NE 99th St				Total
	L	T	R	Total	L	T	R	Total	L	T	R	Total	L	T	R	Total	
Volume	1	0	0	1	0	0	0	0	1	7	0	8	0	8	2	10	19
PHF	0.25	0.00	0.00	0.25	0.00	0.00	0.00	0.00	0.25	0.44	0.00	0.40	0.00	0.50	0.25	0.63	0.59

Heavy Vehicle Rolling Hour Summary 4:00 PM to 6:30 PM

Interval Start Time	Northbound NE 124th Ave				Southbound NE 124th Ave				Eastbound NE 99th St				Westbound NE 99th St				Interval Total
	L	T	R	Total	L	T	R	Total	L	T	R	Total	L	T	R	Total	
4:00 PM	1	0	0	1	2	0	0	2	2	12	0	14	0	6	1	7	24
4:15 PM	1	0	0	1	2	0	0	2	2	10	0	12	0	6	2	8	23
4:30 PM	1	0	0	1	1	0	0	1	1	7	0	8	0	5	2	7	17
4:45 PM	1	0	0	1	0	0	0	0	1	7	0	8	0	8	2	10	19
5:00 PM	0	0	0	0	0	0	0	0	0	5	0	5	0	10	1	11	16
5:15 PM	0	0	0	0	1	0	0	1	1	7	0	8	0	11	0	11	20
5:30 PM	0	0	0	0	1	0	0	1	1	8	0	9	0	13	0	13	23

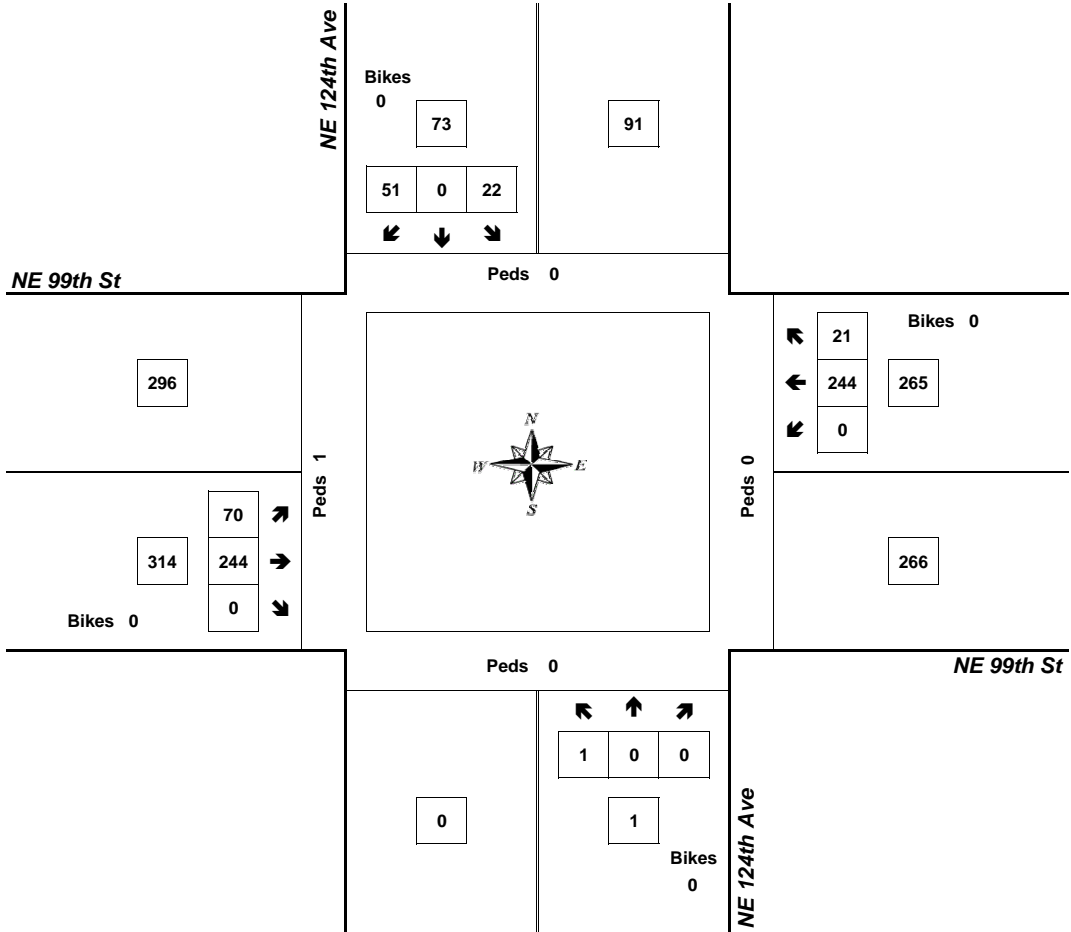
Peak Hour Summary



Clay Carney
(503) 833-2740

NE 124th Ave & NE 99th St

4:45 PM to 5:45 PM
Thursday, May 08, 2008



Approach	PHF	HV%	Volume
EB	0.88	2.5%	314
WB	0.81	3.8%	265
NB	0.25	100.0%	1
SB	0.76	0.0%	73
Intersection	0.85	2.9%	653

Count Period: 4:00 PM to 6:30 PM