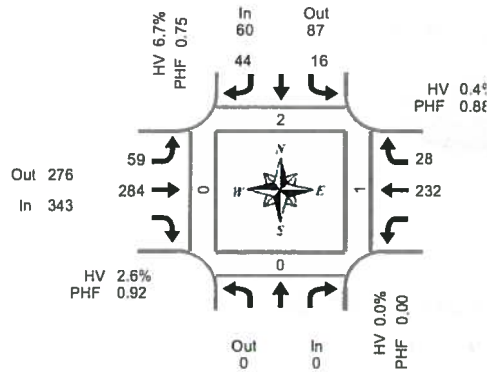


Total Vehicle Summary



Clay Carney
(503) 833-2740



NE 124th Ave & NE 99th St

Thursday, February 28, 2013

4:00 PM to 6:00 PM

15-Minute Interval Summary

4:00 PM to 6:00 PM

Interval Start Time	Northbound NE 124th Ave			Southbound NE 124th Ave		Eastbound NE 99th St		Westbound NE 99th St			Interval Total	Pedestrians Crosswalk				
	L	R	T	L	R	L	T	T	R	North		South	East	West		
4:00 PM				3	8	7	42			58	4	122	0	0	0	0
4:15 PM				6	14	17	70			57	9	173	0	0	0	0
4:30 PM				3	11	17	65			69	5	170	0	0	0	0
4:45 PM				4	9	14	67			48	7	149	0	0	0	0
5:00 PM				3	10	11	82			58	7	171	2	0	1	0
5:15 PM				5	6	11	75			66	3	166	0	0	0	0
5:30 PM				1	19	14	62			57	0	153	3	0	0	0
5:45 PM				2	7	11	60			51	3	134	0	0	0	0
Total Survey				27	84	102	523			464	38	1,238	5	0	1	0

Peak Hour Summary

4:15 PM to 5:15 PM

By Approach	Northbound NE 124th Ave			Southbound NE 124th Ave			Eastbound NE 99th St			Westbound NE 99th St			Total	Pedestrians Crosswalk			
	In	Out	Total	In	Out	Total	In	Out	Total	In	Out	Total		North	South	East	West
Volume	0	0	0	60	87	147	343	276	619	260	300	560	663	2	0	1	0
%HV	0.0%			6.7%			2.6%			0.4%			2.1%				
PHF	0.00			0.75			0.92			0.88			0.96				

By Movement	Northbound NE 124th Ave			Southbound NE 124th Ave		Eastbound NE 99th St		Westbound NE 99th St			Total	
	L	R	T	L	R	L	T	T	R			
Volume	NA	NA	NA	16	44	59	284	NA	NA	232	28	663
%HV	NA	NA	NA	0.0%	9.1%	3.4%	2.5%	NA	NA	0.4%	0.0%	2.1%
PHF				0.67	0.79	0.87	0.87			0.84	0.78	0.96

Rolling Hour Summary

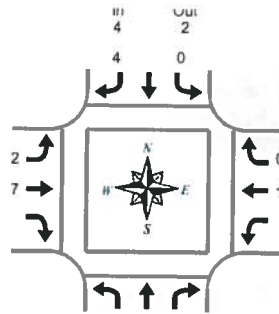
4:00 PM to 6:00 PM

Interval Start Time	Northbound NE 124th Ave			Southbound NE 124th Ave		Eastbound NE 99th St		Westbound NE 99th St			Interval Total	Pedestrians Crosswalk				
	L	R	T	L	R	L	T	T	R	North		South	East	West		
4:00 PM				16	42	55	244			232	25	614	0	0	0	0
4:15 PM				16	44	59	284			232	28	663	2	0	1	0
4:30 PM				15	36	53	289			241	22	656	2	0	1	0
4:45 PM				13	44	50	286			229	17	639	5	0	1	0
5:00 PM				11	42	47	279			232	13	624	5	0	1	0

Heavy Vehicle Summary



Clay Carney
(503) 833-2740



Out 5
In 9

NE 124th Ave & NE 99th St

Thursday, February 28, 2013

4:00 PM to 6:00 PM

Peak Hour Summary
4:15 PM to 5:15 PM

Heavy Vehicle 15-Minute Interval Summary

4:00 PM to 6:00 PM

Interval Start Time	Northbound NE 124th Ave			Southbound NE 124th Ave			Eastbound NE 99th St			Westbound NE 99th St			Interval Total	
	Total	L	R	Total	L	R	Total	L	T	Total	T	R		Total
4:00 PM	0	0	0	0	0	0	0	0	0	0	1	1	2	2
4:15 PM	0	0	0	1	1	1	1	1	3	4	0	0	0	5
4:30 PM	0	0	0	1	1	1	0	0	0	0	1	0	1	2
4:45 PM	0	0	0	1	1	1	1	2	3	0	0	0	0	4
5:00 PM	0	0	0	1	1	0	2	2	2	0	0	0	0	3
5:15 PM	0	0	0	0	0	0	3	3	3	3	0	0	3	6
5:30 PM	0	0	0	0	0	2	1	3	0	3	0	0	0	3
5:45 PM	0	0	0	1	1	0	0	0	0	0	0	0	0	1
Total Survey	0	0	0	5	5	4	11	15	15	5	1	6	26	26

Heavy Vehicle Peak Hour Summary

4:15 PM to 5:15 PM

By Approach	Northbound NE 124th Ave			Southbound NE 124th Ave			Eastbound NE 99th St			Westbound NE 99th St			Total
	In	Out	Total	In	Out	Total	In	Out	Total	In	Out	Total	
Volume	0	0	0	4	2	6	9	5	14	1	7	8	14
PHF	0.00			0.33			0.28			0.08			0.27

By Movement	Northbound NE 124th Ave			Southbound NE 124th Ave			Eastbound NE 99th St			Westbound NE 99th St			Total	
	Total	L	R	Total	L	R	Total	L	T	Total	T	R		Total
Volume	0	0	0	4	4	4	2	7	9	1	0	1	14	
PHF	0.00	0.00		0.33	0.33		0.25	0.25	0.28		0.08	0.00	0.08	0.27

Heavy Vehicle Rolling Hour Summary

4:00 PM to 6:00 PM

Interval Start Time	Northbound NE 124th Ave			Southbound NE 124th Ave			Eastbound NE 99th St			Westbound NE 99th St			Interval Total
	Total	L	R	Total	L	R	Total	L	T	Total	T	R	
4:00 PM	0	0	0	3	3	3	2	5	7	2	1	3	13
4:15 PM	0	0	0	4	4	4	2	7	9	1	0	1	14
4:30 PM	0	0	0	3	3	3	1	7	8	4	0	4	15
4:45 PM	0	0	0	2	2	2	3	8	11	3	0	3	16
5:00 PM	0	0	0	2	2	2	2	6	8	3	0	3	13

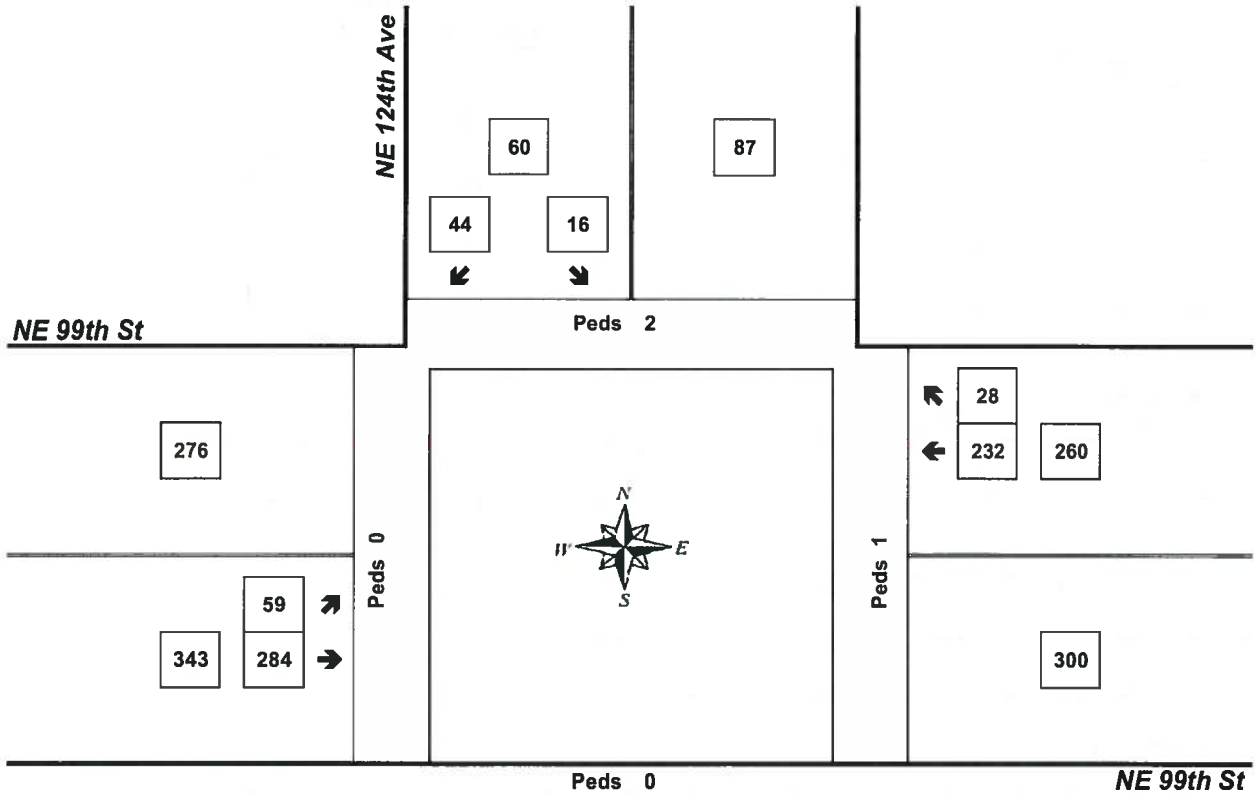
Peak Hour Summary



Clay Carney
(503) 833-2740

NE 124th Ave & NE 99th St

4:15 PM to 5:15 PM
Thursday, February 28, 2013



Approach	PHF	HV%	Volume
EB	0.92	2.6%	343
WB	0.88	0.4%	260
NB	0.00	0.0%	0
SB	0.75	6.7%	60
Intersection	0.96	2.1%	663

Count Period: 4:00 PM to 6:00 PM