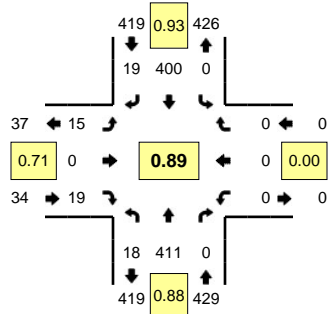
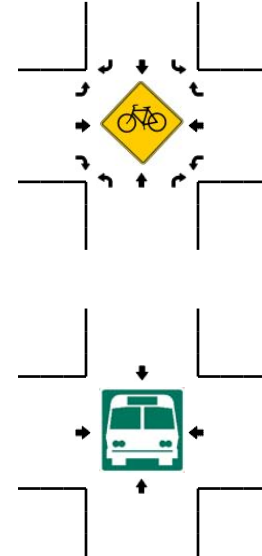
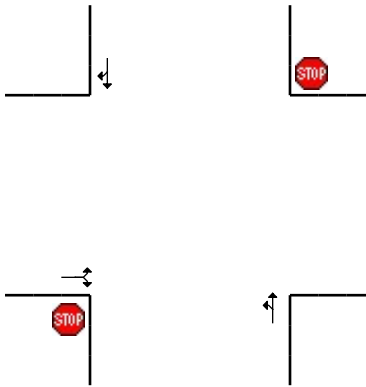
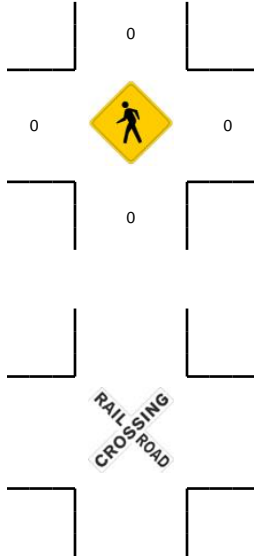
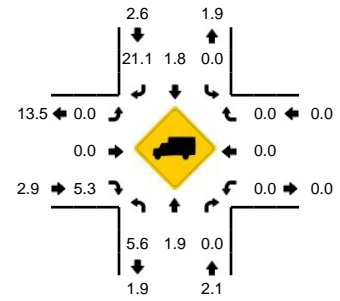


**LOCATION:** NE 137th Ave -- NE 59th St  
**CITY/STATE:** Vancouver, WA

**QC JOB #:** 10310916  
**DATE:** 12/11/2007



**Peak-Hour: 4:35 PM -- 5:35 PM**  
**Peak 15-Min: 4:35 PM -- 4:50 PM**



5-Min Count Period Beginning At	NE 137th Ave (Northbound)				NE 137th Ave (Southbound)				NE 59th St (Eastbound)				NE 59th St (Westbound)				Total	Hourly Totals
	Left	Thru	Right	U	Left	Thru	Right	U	Left	Thru	Right	U	Left	Thru	Right	U		
4:00 PM	0	32	0	0	0	32	0	0	1	0	1	0	0	0	0	0	66	
4:05 PM	2	41	0	0	0	32	3	0	0	0	2	0	0	0	0	0	80	
4:10 PM	0	31	0	0	0	24	2	0	2	0	2	0	0	0	0	0	61	
4:15 PM	1	22	0	0	0	29	1	0	0	0	4	0	0	0	0	0	57	
4:20 PM	0	25	0	0	0	37	1	0	2	0	0	0	0	0	0	0	65	
4:25 PM	5	22	0	0	0	32	2	0	1	0	3	0	0	0	0	0	65	
4:30 PM	2	28	0	0	0	27	2	0	0	0	0	0	0	0	0	0	59	
4:35 PM	2	34	0	0	0	40	2	0	2	0	2	0	0	0	0	0	82	
4:40 PM	3	48	0	0	0	36	3	0	2	0	2	0	0	0	0	0	94	
4:45 PM	0	35	0	0	0	31	2	0	1	0	4	0	0	0	0	0	73	
4:50 PM	0	29	0	0	0	33	2	0	0	0	1	0	0	0	0	0	65	
4:55 PM	0	43	0	0	0	24	0	0	3	0	1	0	0	0	0	0	71	838
5:00 PM	3	27	0	0	0	49	1	0	1	0	2	0	0	0	0	0	83	855
5:05 PM	1	26	0	0	0	27	1	0	1	0	1	0	0	0	0	0	57	832
5:10 PM	2	41	0	0	0	33	0	0	0	0	0	0	0	0	0	0	76	847
5:15 PM	2	31	0	0	0	36	2	0	1	0	4	0	0	0	0	0	76	866
5:20 PM	2	36	0	0	0	29	2	0	1	0	0	0	0	0	0	0	70	871
5:25 PM	0	30	0	0	0	40	1	0	3	0	0	0	0	0	0	0	74	880
5:30 PM	3	31	0	0	0	22	3	0	0	0	2	0	0	0	0	0	61	882
5:35 PM	2	24	0	0	0	31	1	0	0	0	3	0	0	0	0	0	61	861
5:40 PM	0	24	0	0	0	32	1	0	0	0	4	0	0	0	0	0	61	828
5:45 PM	1	19	0	0	0	19	2	0	0	0	1	0	0	0	0	0	42	797
5:50 PM	1	22	0	0	0	35	0	0	0	0	2	0	0	0	0	0	60	792
5:55 PM	0	27	0	0	0	27	1	0	2	0	1	0	0	0	0	0	58	779
Peak 15-Min Flowrates	Northbound				Southbound				Eastbound				Westbound				Total	
All Vehicles	20	468	0	0	0	428	28	0	20	0	32	0	0	0	0	0	996	
Heavy Trucks	0	28	0	0	0	12	4	0	0	0	4	0	0	0	0	0	48	
Pedestrians		0				0					0			0			0	
Bicycles																		
Railroad																		
Stopped Buses																		

Comments: