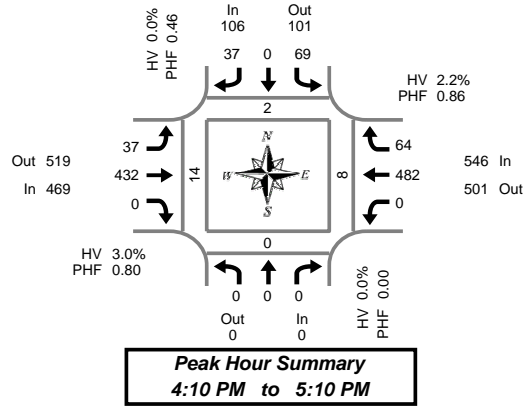


Total Vehicle Summary



Clay Carney
(503) 833-2740



Skyview High & NW 139th St

Thursday, March 02, 2006

4:00 PM to 6:00 PM

5-Minute Interval Summary

4:00 PM to 6:00 PM

Interval Start Time	Northbound Skyview High				Southbound Skyview High				Eastbound NW 139th St				Westbound NW 139th St				Interval Total	Pedestrians Crosswalk			
	L	T	R	Bikes	L	T	R	Bikes	L	T	R	Bikes	L	T	R	Bikes		North	South	East	West
4:00 PM	0	0	0	0	1	0	2	0	2	29	0	0	0	50	0	0	84	0	0	0	2
4:05 PM	0	0	0	0	2	0	3	1	1	34	0	0	0	31	1	0	72	1	0	0	0
4:10 PM	0	0	0	0	0	0	1	0	1	38	0	0	0	53	1	0	94	0	0	0	3
4:15 PM	0	0	0	0	1	0	0	1	0	54	0	0	0	35	1	0	91	1	0	0	1
4:20 PM	0	0	0	0	3	0	2	2	0	53	0	0	0	37	8	0	103	0	0	0	3
4:25 PM	0	0	0	0	7	0	4	0	4	35	0	0	0	35	6	0	91	0	0	1	2
4:30 PM	0	0	0	0	5	0	2	1	2	34	0	1	0	29	5	0	77	0	0	0	0
4:35 PM	0	0	0	0	3	0	2	0	5	29	0	0	0	39	5	0	83	0	0	2	0
4:40 PM	0	0	0	0	4	0	2	0	0	29	0	0	0	46	5	0	86	0	0	0	5
4:45 PM	0	0	0	0	4	0	2	0	3	31	0	0	0	41	3	0	84	0	0	1	0
4:50 PM	0	0	0	0	4	0	3	1	5	45	0	0	0	45	12	0	114	0	0	0	0
4:55 PM	0	0	0	0	11	0	7	0	8	29	0	1	0	39	10	0	104	0	0	0	0
5:00 PM	0	0	0	0	14	0	7	0	3	28	0	0	0	48	4	0	104	0	0	2	0
5:05 PM	0	0	0	0	13	0	5	0	6	27	0	0	0	35	4	0	90	1	0	2	0
5:10 PM	0	0	0	0	12	0	6	0	3	31	0	0	0	35	5	0	92	0	0	1	1
5:15 PM	0	0	0	0	2	0	1	0	0	36	0	0	0	30	1	0	70	0	0	0	0
5:20 PM	0	0	0	0	3	0	1	0	1	23	0	0	0	52	2	0	82	0	0	1	2
5:25 PM	0	0	0	0	5	0	1	0	0	29	0	0	0	47	4	1	86	0	0	0	2
5:30 PM	0	0	0	0	2	0	3	0	3	38	0	0	0	54	2	0	102	0	0	0	0
5:35 PM	0	0	0	0	2	0	2	0	4	34	0	0	0	41	4	1	87	0	0	1	0
5:40 PM	0	0	0	0	0	0	1	0	1	26	0	0	0	54	3	0	85	0	0	1	1
5:45 PM	0	0	0	0	1	0	0	0	4	38	0	0	0	40	5	0	88	2	0	0	2
5:50 PM	0	0	0	0	5	0	0	0	3	37	0	0	0	59	14	0	118	1	0	0	1
5:55 PM	0	0	0	0	4	0	3	0	6	23	0	0	0	41	6	0	83	0	0	0	0
Total Survey	0	0	0	0	108	0	60	6	65	810	0	2	0	1,016	111	2	2,170	6	0	12	25

15-Minute Interval Summary

4:00 PM to 6:00 PM

Interval Start Time	Northbound Skyview High				Southbound Skyview High				Eastbound NW 139th St				Westbound NW 139th St				Interval Total	Pedestrians Crosswalk			
	L	T	R	Bikes	L	T	R	Bikes	L	T	R	Bikes	L	T	R	Bikes		North	South	East	West
4:00 PM	0	0	0	0	3	0	6	1	4	101	0	0	0	134	2	0	250	1	0	0	5
4:15 PM	0	0	0	0	11	0	6	3	4	142	0	0	0	107	15	0	285	1	0	1	6
4:30 PM	0	0	0	0	12	0	6	1	7	92	0	1	0	114	15	0	246	0	0	2	5
4:45 PM	0	0	0	0	19	0	12	1	16	105	0	1	0	125	25	0	302	0	0	1	0
5:00 PM	0	0	0	0	39	0	18	0	12	86	0	0	0	118	13	0	286	1	0	5	1
5:15 PM	0	0	0	0	10	0	3	0	1	88	0	0	0	129	7	1	238	0	0	1	4
5:30 PM	0	0	0	0	4	0	6	0	8	98	0	0	0	149	9	1	274	0	0	2	1
5:45 PM	0	0	0	0	10	0	3	0	13	98	0	0	0	140	25	0	289	3	0	0	3
Total Survey	0	0	0	0	108	0	60	6	65	810	0	2	0	1,016	111	2	2,170	6	0	12	25

Peak Hour Summary

4:10 PM to 5:10 PM

By Approach	Northbound Skyview High				Southbound Skyview High				Eastbound NW 139th St				Westbound NW 139th St				Total	Pedestrians Crosswalk			
	In	Out	Total	Bikes	In	Out	Total	Bikes	In	Out	Total	Bikes	In	Out	Total	Bikes		North	South	East	West
Volume	0	0	0	0	106	101	207	5	469	519	988	2	546	501	1,047	0	1,121	2	0	8	14
%HV	0.0%				0.0%				3.0%				2.2%				2.3%				
PHF	0.00				0.46				0.80				0.86				0.87				

By Movement	Northbound Skyview High				Southbound Skyview High				Eastbound NW 139th St				Westbound NW 139th St				Total				
	L	T	R	Total	L	T	R	Total	L	T	R	Total	L	T	R	Total					
Volume	0	0	0	0	69	0	37	106	37	440	0	2	0	480	57	0	1,121				
%HV	0.0%	0.0%	0.0%	0.0%	0.0%	0.0%	0.0%	0.0%	0.0%	3.2%	0.0%	3.0%	0.0%	2.5%	0.0%	2.2%	2.3%				
PHF	0.00	0.00	0.00	0.00	0.45	0.00	0.49	0.46	0.54	0.74	0.00	0.80	0.00	0.91	0.62	0.86	0.87				

Rolling Hour Summary

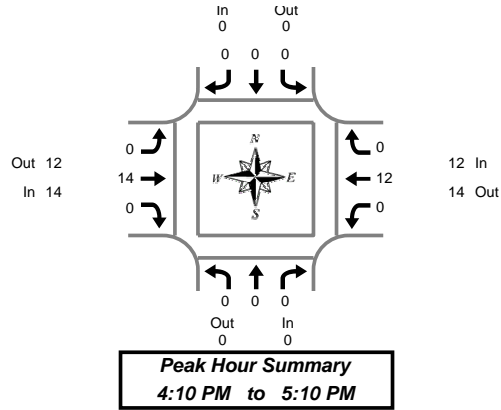
4:00 PM to 6:00 PM

Interval Start Time	Northbound Skyview High				Southbound Skyview High				Eastbound NW 139th St				Westbound NW 139th St				Interval Total	Pedestrians Crosswalk			
	L	T	R	Bikes	L	T	R	Bikes	L	T	R	Bikes	L	T	R	Bikes		North	South	East	West
4:00 PM	0	0	0	0	45	0	30	6	31	440	0	2	0	480	57	0	1,083	2	0	4	16
4:15 PM	0	0	0	0	81	0	42	5	39	425	0	2	0	464	68	0	1,119	2	0	9	12
4:30 PM	0	0	0	0	80	0	39	2	36	371	0	2	0	486	60	1	1,072	1	0	9	10
4:45 PM	0	0	0	0	72	0	39	1	37	377	0	1	0	521	54	2	1,100	1	0	9	6
5:00 PM	0	0	0	0	63	0	30	0	34	370	0	0	0	536	54	2	1,087	4	0	8	9

Heavy Vehicle Summary



Clay Carney
(503) 833-2740



Skyview High & NW 139th St

Thursday, March 02, 2006

4:00 PM to 6:00 PM

Heavy Vehicle 5-Minute Interval Summary

4:00 PM to 6:00 PM

Interval Start Time	Northbound Skyview High				Southbound Skyview High				Eastbound NW 139th St				Westbound NW 139th St				Interval Total
	L	T	R	Total	L	T	R	Total	L	T	R	Total	L	T	R	Total	
4:00 PM	0	0	0	0	0	0	0	0	0	1	0	1	0	1	0	1	2
4:05 PM	0	0	0	0	0	0	0	0	0	2	0	2	0	1	0	1	3
4:10 PM	0	0	0	0	0	0	0	0	0	2	0	2	0	2	0	2	4
4:15 PM	0	0	0	0	0	0	0	0	0	3	0	3	0	2	0	2	5
4:20 PM	0	0	0	0	0	0	0	0	0	2	0	2	0	0	0	0	2
4:25 PM	0	0	0	0	0	0	0	0	0	2	0	2	0	1	0	1	3
4:30 PM	0	0	0	0	0	0	0	0	0	1	0	1	0	1	0	1	2
4:35 PM	0	0	0	0	0	0	0	0	0	0	0	0	0	2	0	2	2
4:40 PM	0	0	0	0	0	0	0	0	0	0	0	0	0	1	0	1	1
4:45 PM	0	0	0	0	0	0	0	0	0	2	0	2	0	1	0	1	3
4:50 PM	0	0	0	0	0	0	0	0	0	2	0	2	0	0	0	0	2
4:55 PM	0	0	0	0	0	0	0	0	0	0	0	0	0	1	0	1	1
5:00 PM	0	0	0	0	0	0	0	0	0	0	0	0	0	0	0	0	0
5:05 PM	0	0	0	0	0	0	0	0	0	0	0	0	0	1	0	1	1
5:10 PM	0	0	0	0	0	0	0	0	0	1	0	1	0	0	0	0	1
5:15 PM	0	0	0	0	0	0	0	0	0	1	0	1	0	1	0	1	2
5:20 PM	0	0	0	0	0	0	0	0	0	0	0	0	0	0	0	0	0
5:25 PM	0	0	0	0	0	0	0	0	0	1	0	1	0	2	0	2	3
5:30 PM	0	0	0	0	0	0	0	0	0	0	0	0	0	0	0	0	0
5:35 PM	0	0	0	0	0	0	0	0	0	0	0	0	0	0	0	0	0
5:40 PM	0	0	0	0	0	0	0	0	0	0	0	0	0	2	0	2	2
5:45 PM	0	0	0	0	0	0	0	0	0	1	0	1	0	0	0	0	1
5:50 PM	0	0	0	0	0	0	0	0	0	1	0	1	0	1	0	1	2
5:55 PM	0	0	0	0	0	0	0	0	0	0	0	0	0	0	0	0	0
Total Survey	0	0	0	0	0	0	0	0	0	22	0	22	0	20	0	20	42

Heavy Vehicle 15-Minute Interval Summary

4:00 PM to 6:00 PM

Interval Start Time	Northbound Skyview High				Southbound Skyview High				Eastbound NW 139th St				Westbound NW 139th St				Interval Total
	L	T	R	Total	L	T	R	Total	L	T	R	Total	L	T	R	Total	
4:00 PM	0	0	0	0	0	0	0	0	0	5	0	5	0	4	0	4	9
4:15 PM	0	0	0	0	0	0	0	0	0	7	0	7	0	3	0	3	10
4:30 PM	0	0	0	0	0	0	0	0	0	1	0	1	0	4	0	4	5
4:45 PM	0	0	0	0	0	0	0	0	0	4	0	4	0	2	0	2	6
5:00 PM	0	0	0	0	0	0	0	0	0	1	0	1	0	1	0	1	2
5:15 PM	0	0	0	0	0	0	0	0	0	2	0	2	0	3	0	3	5
5:30 PM	0	0	0	0	0	0	0	0	0	0	0	0	0	2	0	2	2
5:45 PM	0	0	0	0	0	0	0	0	0	2	0	2	0	1	0	1	3
Total Survey	0	0	0	0	0	0	0	0	0	22	0	22	0	20	0	20	42

Heavy Vehicle Peak Hour Summary

4:10 PM to 5:10 PM

By Approach	Northbound Skyview High			Southbound Skyview High			Eastbound NW 139th St			Westbound NW 139th St			Total
	In	Out	Total	In	Out	Total	In	Out	Total	In	Out	Total	
Volume	0	0	0	0	0	0	14	12	26	12	14	26	26
PHF	0.00			0.00			0.50			0.75			0.59

By Movement	Northbound Skyview High				Southbound Skyview High				Eastbound NW 139th St				Westbound NW 139th St				Total
	L	T	R	Total	L	T	R	Total	L	T	R	Total	L	T	R	Total	
Volume	0	0	0	0	0	0	0	0	0	14	0	14	0	12	0	12	26
PHF	0.00	0.00	0.00	0.00	0.00	0.00	0.00	0.00	0.00	0.50	0.00	0.50	0.00	0.75	0.00	0.75	0.59

Heavy Vehicle Rolling Hour Summary

4:00 PM to 6:00 PM

Interval Start Time	Northbound Skyview High				Southbound Skyview High				Eastbound NW 139th St				Westbound NW 139th St				Interval Total
	L	T	R	Total	L	T	R	Total	L	T	R	Total	L	T	R	Total	
4:00 PM	0	0	0	0	0	0	0	0	0	17	0	17	0	13	0	13	30
4:15 PM	0	0	0	0	0	0	0	0	0	13	0	13	0	10	0	10	23
4:30 PM	0	0	0	0	0	0	0	0	0	8	0	8	0	10	0	10	18
4:45 PM	0	0	0	0	0	0	0	0	0	7	0	7	0	8	0	8	15
5:00 PM	0	0	0	0	0	0	0	0	0	5	0	5	0	7	0	7	12

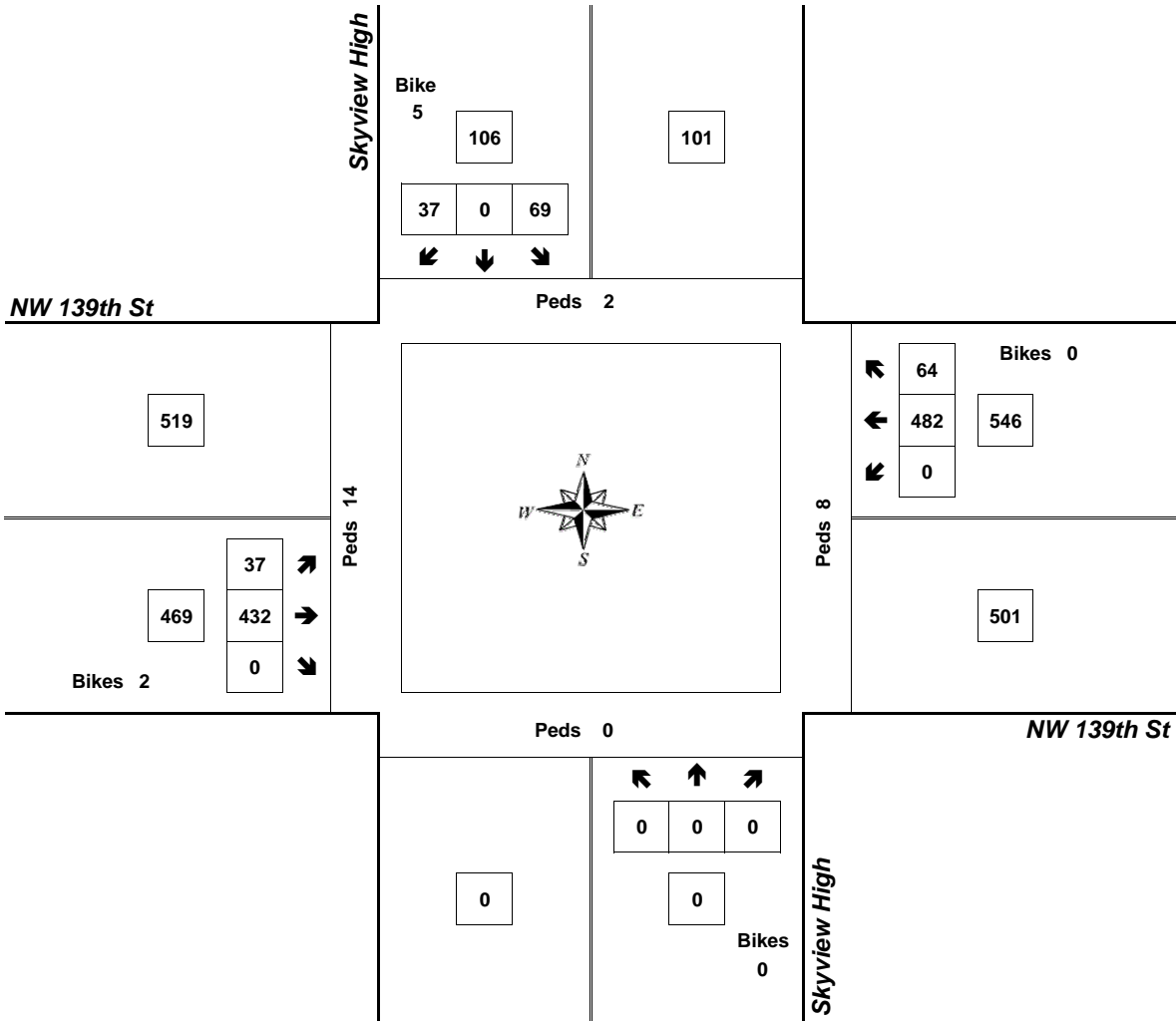
Peak Hour Summary



Clay Carney
(503) 833-2740

Skyview High & NW 139th St

4:10 PM to 5:10 PM
Thursday, March 02, 2006



Approach	PHF	HV%	Volume
EB	0.80	3.0%	469
WB	0.86	2.2%	546
NB	0.00	0.0%	0
SB	0.46	0.0%	106
Intersection	0.87	2.3%	1,121

Count Period: 4:00 PM to 6:00 PM