

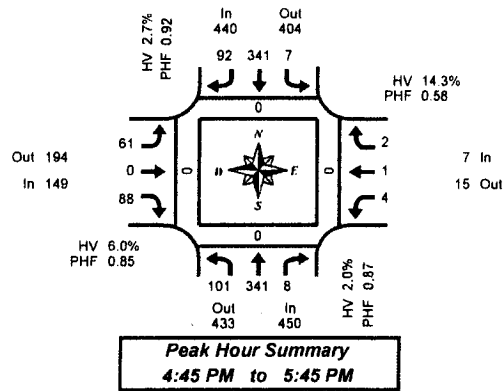
Total Vehicle Summary



Clay Carney
(503) 833-2740

NW 36th Ave & NW Mccann Rd

Tuesday, January 15, 2008
4:00 PM to 6:00 PM



Peak Hour Summary
4:45 PM to 5:45 PM

5-Minute Interval Summary

4:00 PM to 6:00 PM

Interval Start Time	Northbound NW 36th Ave				Southbound NW 36th Ave				Eastbound NW Mccann Rd				Westbound NW Mccann Rd				Interval Total	Pedestrians Crosswalk							
	L	T	R	Bikes	L	T	R	Bikes	L	T	R	Bikes	L	T	R	Bikes		North	South	East	West				
4:00 PM	7	21	0	0	0	19	4	0	7	0	7	0	0	0	0	0	0	0	0	0	65	0	0	0	0
4:05 PM	5	25	0	0	1	19	3	0	6	0	7	0	1	0	0	0	0	0	0	0	67	0	0	0	0
4:10 PM	6	19	1	0	2	22	2	0	6	0	5	0	0	0	0	0	0	0	0	0	63	0	0	0	0
4:15 PM	9	30	0	0	0	24	6	0	4	0	7	0	0	0	0	0	0	0	0	0	80	2	0	0	0
4:20 PM	9	29	0	0	1	16	7	0	5	0	8	0	0	0	0	0	0	0	0	0	75	0	0	0	1
4:25 PM	5	26	2	0	0	18	7	0	2	0	6	0	0	0	0	0	0	0	0	0	66	0	0	0	0
4:30 PM	13	26	0	0	1	22	8	0	3	0	6	0	1	0	1	0	0	0	0	0	81	0	0	0	0
4:35 PM	11	25	0	0	2	26	5	0	4	0	8	0	0	0	0	0	0	0	0	0	81	0	0	0	1
4:40 PM	3	30	0	0	0	20	9	0	5	0	6	0	0	0	2	0	0	0	0	0	75	0	0	0	0
4:45 PM	5	32	0	2	1	27	10	0	7	0	2	0	0	0	0	0	0	0	0	0	84	0	0	0	0
4:50 PM	11	21	1	0	0	28	13	0	1	0	13	0	0	0	0	0	0	0	0	0	89	0	0	0	0
4:55 PM	6	32	1	0	0	30	5	0	3	0	9	0	0	0	0	0	0	0	0	0	86	0	0	0	0
5:00 PM	14	28	0	0	2	27	14	0	5	0	7	0	1	0	0	0	0	0	0	0	98	0	0	0	0
5:05 PM	8	19	0	0	0	34	7	0	8	0	7	0	1	0	0	0	0	0	0	0	84	0	0	0	0
5:10 PM	10	25	0	0	0	29	6	0	6	0	11	0	0	0	0	0	0	0	0	0	87	0	0	0	0
5:15 PM	4	33	2	0	1	24	6	0	5	0	6	0	0	0	1	0	0	0	0	0	82	0	0	0	0
5:20 PM	12	32	1	0	0	30	4	0	2	0	7	0	0	0	0	0	0	0	0	0	88	0	0	0	0
5:25 PM	8	37	0	0	1	31	7	0	6	0	4	0	0	1	1	0	0	0	0	0	96	0	0	0	0
5:30 PM	7	24	0	0	2	27	5	0	7	0	12	0	0	0	0	0	0	0	0	0	84	0	0	0	0
5:35 PM	11	31	1	0	0	26	6	0	5	0	3	0	0	0	0	0	0	0	0	0	83	0	0	0	0
5:40 PM	5	27	2	0	0	27	9	0	6	0	7	0	2	0	0	0	0	0	0	0	85	0	0	0	0
5:45 PM	7	22	0	0	1	31	8	0	2	0	5	0	0	0	0	0	0	0	0	0	76	0	0	0	0
5:50 PM	9	31	0	0	0	25	3	0	4	0	8	0	0	0	0	0	0	0	0	0	80	0	0	0	0
5:55 PM	5	26	1	0	0	32	2	0	2	0	7	0	0	0	0	0	0	0	0	0	75	0	0	0	0
Total Survey	190	651	12	2	15	615	156	0	111	0	168	0	6	1	5	0	1,930	2	0	0	2				

15-Minute Interval Summary

4:00 PM to 6:00 PM

Interval Start Time	Northbound NW 36th Ave				Southbound NW 36th Ave				Eastbound NW Mccann Rd				Westbound NW Mccann Rd				Interval Total	Pedestrians Crosswalk			
	L	T	R	Bikes	L	T	R	Bikes	L	T	R	Bikes	L	T	R	Bikes		North	South	East	West
4:00 PM	18	65	1	0	3	60	9	0	19	0	19	0	1	0	0	0	195	0	0	0	0
4:15 PM	23	85	2	0	1	58	20	0	11	0	21	0	0	0	0	0	221	2	0	0	1
4:30 PM	27	81	0	0	3	68	22	0	12	0	20	0	1	0	3	0	237	0	0	0	1
4:45 PM	22	85	2	2	1	86	28	0	11	0	24	0	0	0	0	0	259	0	0	0	0
5:00 PM	32	72	0	0	2	90	27	0	19	0	25	0	2	0	0	0	289	0	0	0	0
5:15 PM	24	102	3	0	2	85	17	0	13	0	17	0	0	1	2	0	266	0	0	0	0
5:30 PM	23	82	3	0	2	80	20	0	18	0	22	0	2	0	0	0	252	0	0	0	0
5:45 PM	21	79	1	0	1	88	13	0	8	0	20	0	0	0	0	0	231	0	0	0	0
Total Survey	190	651	12	2	15	615	156	0	111	0	168	0	6	1	5	0	1,930	2	0	0	2

Peak Hour Summary

4:45 PM to 5:45 PM

By Approach	Northbound NW 36th Ave				Southbound NW 36th Ave				Eastbound NW Mccann Rd				Westbound NW Mccann Rd				Total	Pedestrians Crosswalk			
	In	Out	Total	Bikes	In	Out	Total	Bikes	In	Out	Total	Bikes	In	Out	Total	Bikes		North	South	East	West
Volume	450	433	883	2	440	404	844	0	149	194	343	0	7	15	22	0	1,046	0	0	0	0
%HV	2.0%				2.7%				6.0%				14.3%				3.0%				
PHF	0.87				0.92				0.85				0.58				0.96				

By Movement	Northbound NW 36th Ave				Southbound NW 36th Ave				Eastbound NW Mccann Rd				Westbound NW Mccann Rd				Total
	L	T	R	Total	L	T	R	Total	L	T	R	Total	L	T	R	Total	
Volume	101	341	8	450	7	341	92	440	61	0	88	149	4	1	2	7	1,046
%HV	2.0%	2.1%	0.0%	2.0%	0.0%	2.6%	3.3%	2.7%	3.3%	0.0%	8.0%	6.0%	0.0%	0.0%	50.0%	14.3%	3.0%
PHF	0.79	0.84	0.67	0.87	0.58	0.94	0.72	0.92	0.80	0.00	0.76	0.85	0.50	0.25	0.25	0.58	0.96

Rolling Hour Summary

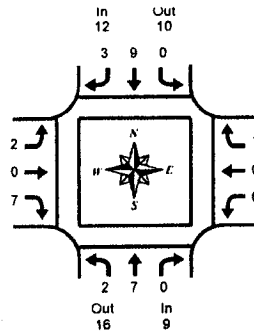
4:00 PM to 6:00 PM

Interval Start Time	Northbound NW 36th Ave				Southbound NW 36th Ave				Eastbound NW Mccann Rd				Westbound NW Mccann Rd				Interval Total	Pedestrians Crosswalk			
	L	T	R	Bikes	L	T	R	Bikes	L	T	R	Bikes	L	T	R	Bikes		North	South	East	West
4:00 PM	90	316	5	2	8	272	79	0	53	0	84	0	2	0	3	0	912	2	0	0	2
4:15 PM	104	323	4	2	7	302	97	0	53	0	90	0	3	0	3	0	986	2	0	0	2
4:30 PM	105	340	5	2	8	329	94	0	55	0	86	0	3	1	5	0	1,031	0	0	0	1
4:45 PM	101	341	8	2	7	341	92	0	61	0	88	0	4	1	2	0	1,046	0	0	0	0
5:00 PM	100	335	7	0	7	343	77	0	58	0	84	0	4	1	2	0	1,018	0	0	0	0

Heavy Vehicle Summary



Clay Carney
(503) 833-2740



NW 36th Ave & NW Mccann Rd

Tuesday, January 15, 2008
4:00 PM to 6:00 PM

Peak Hour Summary
4:45 PM to 5:45 PM

Heavy Vehicle 5-Minute Interval Summary 4:00 PM to 6:00 PM

Interval Start Time	Northbound NW 36th Ave				Southbound NW 36th Ave				Eastbound NW Mccann Rd				Westbound NW Mccann Rd				Interval Total
	L	T	R	Total	L	T	R	Total	L	T	R	Total	L	T	R	Total	
4:00 PM	0	0	0	0	0	0	0	0	0	0	0	0	0	0	0	0	0
4:05 PM	0	1	0	1	0	1	0	1	1	0	0	1	0	0	0	0	3
4:10 PM	0	0	0	0	0	1	0	1	0	0	0	0	0	0	0	0	1
4:15 PM	1	3	0	4	0	0	1	1	0	0	1	1	0	0	0	0	6
4:20 PM	0	1	0	1	0	0	0	0	0	0	0	0	0	0	0	0	1
4:25 PM	0	2	0	2	0	1	1	2	0	0	2	2	0	0	0	0	6
4:30 PM	0	0	0	0	0	0	0	0	0	0	1	1	0	0	0	0	1
4:35 PM	0	0	0	0	0	2	0	2	0	0	0	0	0	0	0	0	2
4:40 PM	0	1	0	1	0	0	0	0	0	0	0	0	0	0	0	0	1
4:45 PM	0	2	0	2	0	1	0	1	0	0	0	0	1	0	0	0	3
4:50 PM	1	0	0	1	0	2	0	2	0	0	1	1	0	0	0	0	4
4:55 PM	0	1	0	1	0	1	0	1	1	0	1	2	0	0	0	0	4
5:00 PM	0	0	0	0	0	0	2	2	0	0	1	1	0	0	0	0	2
5:05 PM	0	0	0	0	0	1	0	1	1	0	0	1	0	0	0	0	3
5:10 PM	1	0	0	1	0	1	1	2	0	0	0	0	0	0	0	0	3
5:15 PM	0	0	0	0	0	0	0	0	0	0	1	1	0	0	0	0	1
5:20 PM	0	1	0	1	0	0	0	0	0	0	0	0	0	0	0	0	1
5:25 PM	0	0	0	0	0	0	0	0	0	0	0	0	0	0	1	1	1
5:30 PM	0	0	0	0	0	0	0	0	0	0	2	2	0	0	0	0	2
5:35 PM	0	1	0	1	0	0	0	0	0	0	0	0	0	0	0	0	1
5:40 PM	0	2	0	2	0	3	0	3	0	0	1	1	0	0	0	0	6
5:45 PM	0	0	0	0	0	1	0	1	0	0	0	0	0	0	0	0	1
5:50 PM	0	0	0	0	0	0	0	0	0	0	0	0	0	0	0	0	0
5:55 PM	0	0	0	0	0	0	0	0	0	0	0	0	0	0	0	0	0
Total Survey	3	15	0	18	0	15	5	20	3	0	11	14	0	0	1	1	53

Heavy Vehicle 15-Minute Interval Summary 4:00 PM to 6:00 PM

Interval Start Time	Northbound NW 36th Ave				Southbound NW 36th Ave				Eastbound NW Mccann Rd				Westbound NW Mccann Rd				Interval Total
	L	T	R	Total	L	T	R	Total	L	T	R	Total	L	T	R	Total	
4:00 PM	0	1	0	1	0	2	0	2	1	0	0	1	0	0	0	0	4
4:15 PM	1	6	0	7	0	1	2	3	0	0	3	3	0	0	0	0	13
4:30 PM	0	1	0	1	0	2	0	2	0	0	1	1	0	0	0	0	4
4:45 PM	1	3	0	4	0	4	0	4	1	0	2	3	0	0	0	0	11
5:00 PM	1	0	0	1	0	2	3	5	1	0	1	2	0	0	0	0	8
5:15 PM	0	1	0	1	0	0	0	0	0	0	1	1	0	0	1	1	3
5:30 PM	0	3	0	3	0	3	0	3	0	0	3	3	0	0	0	0	9
5:45 PM	0	0	0	0	0	1	0	1	0	0	0	0	0	0	0	0	1
Total Survey	3	15	0	18	0	15	5	20	3	0	11	14	0	0	1	1	53

Heavy Vehicle Peak Hour Summary 4:45 PM to 5:45 PM

By Approach	Northbound NW 36th Ave			Southbound NW 36th Ave			Eastbound NW Mccann Rd			Westbound NW Mccann Rd			Total
	In	Out	Total	In	Out	Total	In	Out	Total	In	Out	Total	
Volume	9	16	25	12	10	22	9	5	14	1	0	1	31
PHF	0.56			0.60			0.56			0.25			0.70

By Movement	Northbound NW 36th Ave				Southbound NW 36th Ave				Eastbound NW Mccann Rd				Westbound NW Mccann Rd				Total
	L	T	R	Total	L	T	R	Total	L	T	R	Total	L	T	R	Total	
Volume	2	7	0	9	0	9	3	12	2	0	7	9	0	0	1	1	31
PHF	0.50	0.58	0.00	0.56	0.00	0.56	0.25	0.60	0.25	0.00	0.58	0.56	0.00	0.00	0.25	0.25	0.70

Heavy Vehicle Rolling Hour Summary 4:00 PM to 6:00 PM

Interval Start Time	Northbound NW 36th Ave				Southbound NW 36th Ave				Eastbound NW Mccann Rd				Westbound NW Mccann Rd				Interval Total
	L	T	R	Total	L	T	R	Total	L	T	R	Total	L	T	R	Total	
4:00 PM	2	11	0	13	0	9	2	11	2	0	6	8	0	0	0	0	32
4:15 PM	3	10	0	13	0	9	5	14	2	0	7	9	0	0	0	0	36
4:30 PM	2	5	0	7	0	8	3	11	2	0	5	7	0	0	1	1	26
4:45 PM	2	7	0	9	0	9	3	12	2	0	7	9	0	0	1	1	31
5:00 PM	1	4	0	5	0	6	3	9	1	0	5	6	0	0	1	1	21

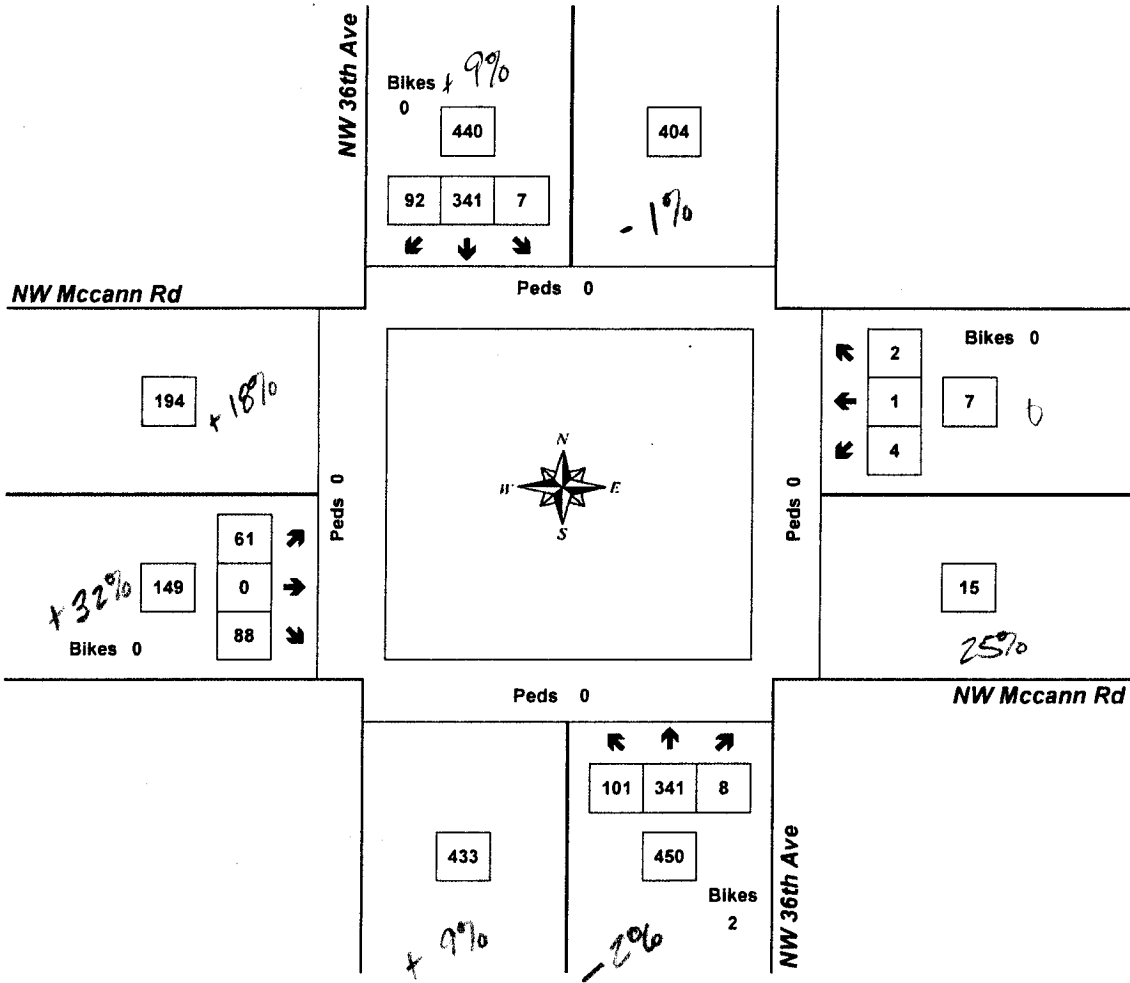
Peak Hour Summary



Clay Carney
(503) 833-2740

NW 36th Ave & NW Mccann Rd

4:45 PM to 5:45 PM
Tuesday, January 15, 2008



Approach	PHF	HV%	Volume
EB	0.85	6.0%	149
WB	0.58	14.3%	7
NB	0.87	2.0%	450
SB	0.92	2.7%	440
Intersection	0.96	3.0%	1,046

Count Period: 4:00 PM to 6:00 PM