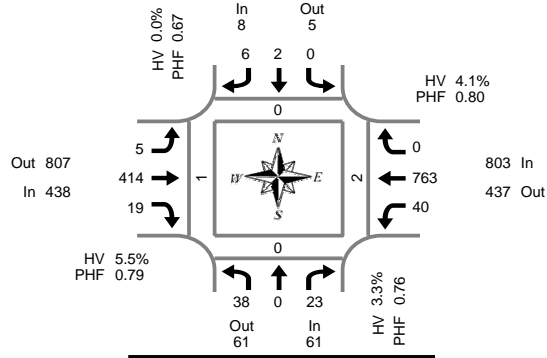


# Total Vehicle Summary



Clay Carney  
(503) 833-2740



## NE 114th Ave & NE 28th St

11/9/2005

7:00 AM to 9:00 AM

### 5-Minute Interval Summary

7:00 AM to 9:00 AM

Interval Start Time	Northbound NE 114th Ave				Southbound NE 114th Ave				Eastbound NE 28th St				Westbound NE 28th St				Interval Total	Pedestrians Crosswalk			
	L	T	R	Bikes	L	T	R	Bikes	L	T	R	Bikes	L	T	R	Bikes		North	South	East	West
07:00	3	0	1	0	0	0	1	0	0	24	3	0	1	47	0	0	80	0	0	0	0
07:05	3	0	3	0	0	0	0	0	0	26	0	0	2	53	0	0	87	0	0	0	0
07:10	6	0	2	0	0	0	0	0	0	58	1	0	2	70	0	0	139	0	0	0	0
07:15	2	0	1	0	0	0	1	2	0	44	1	0	1	82	0	0	136	0	0	0	0
07:20	1	0	1	0	0	0	0	0	1	30	1	0	1	51	0	0	87	0	0	0	0
07:25	0	0	1	0	0	0	0	0	0	39	1	0	5	84	0	0	130	0	0	0	0
07:30	4	0	1	0	0	0	1	0	0	36	2	0	5	72	0	0	122	0	0	0	0
07:35	3	0	2	0	0	0	1	0	0	39	1	0	6	78	0	0	130	0	0	0	0
07:40	1	0	6	0	0	1	0	0	0	29	2	0	4	58	0	0	101	0	0	2	0
07:45	1	0	2	0	0	0	0	0	0	31	2	0	4	72	0	0	112	0	0	0	1
07:50	5	0	3	0	0	0	0	0	0	31	3	0	4	55	0	0	101	0	0	0	0
07:55	9	0	0	0	0	0	1	0	0	27	2	0	5	41	0	0	85	0	0	0	0
08:00	2	0	3	0	0	0	0	0	0	20	4	0	3	39	0	0	71	0	0	0	0
08:05	7	0	1	0	0	0	1	0	0	22	2	0	1	54	0	0	88	0	0	0	0
08:10	7	0	2	0	0	0	0	0	0	24	2	0	4	35	0	0	74	0	0	0	0
08:15	1	0	3	0	0	0	0	0	0	25	1	0	2	32	0	0	64	0	0	0	0
08:20	4	0	0	0	0	0	0	0	0	24	2	0	5	43	0	0	78	0	0	0	0
08:25	3	0	5	0	0	0	1	1	0	32	2	0	6	26	0	0	75	0	0	0	0
08:30	4	0	1	0	0	0	0	0	0	14	0	0	4	38	0	0	61	0	0	0	0
08:35	3	0	2	0	0	0	1	0	2	34	2	0	2	37	0	0	83	0	0	0	0
08:40	3	0	1	0	0	0	1	0	0	28	1	0	2	39	0	0	75	0	0	0	0
08:45	2	0	2	0	0	0	0	0	0	22	2	0	3	44	0	1	75	0	0	0	2
08:50	5	0	3	0	0	0	0	0	0	27	3	0	2	21	0	0	61	0	0	0	0
08:55	0	0	1	0	0	0	1	0	1	22	4	0	0	42	0	0	71	0	0	0	0
Total Survey	79	0	47	0	0	2	11	2	8	708	44	0	74	1,213	0	1	2,186	0	0	2	3

### 15-Minute Interval Summary

7:00 AM to 9:00 AM

Interval Start Time	Northbound NE 114th Ave				Southbound NE 114th Ave				Eastbound NE 28th St				Westbound NE 28th St				Interval Total	Pedestrians Crosswalk			
	L	T	R	Bikes	L	T	R	Bikes	L	T	R	Bikes	L	T	R	Bikes		North	South	East	West
07:00	12	0	6	0	0	0	1	0	0	108	4	0	5	170	0	0	306	0	0	0	0
07:15	3	0	3	0	0	1	2	1	4	113	3	0	7	217	0	0	353	0	0	0	0
07:30	8	0	9	0	0	1	2	0	1	104	5	0	15	208	0	0	353	0	0	2	0
07:45	15	0	5	0	0	0	1	0	0	89	7	0	13	168	0	0	298	0	0	0	1
08:00	16	0	6	0	0	0	1	0	0	66	8	0	8	128	0	0	233	0	0	0	0
08:15	8	0	8	0	0	0	1	1	0	81	5	0	13	101	0	0	217	0	0	0	0
08:30	10	0	4	0	0	0	2	0	2	76	3	0	8	114	0	0	219	0	0	0	0
08:45	7	0	6	0	0	0	1	0	1	71	9	0	5	107	0	1	207	0	0	0	2
Total Survey	79	0	47	0	0	2	11	2	8	708	44	0	74	1,213	0	1	2,186	0	0	2	3

### Peak Hour Summary

7:00 AM to 8:00 AM

By Approach	Northbound NE 114th Ave				Southbound NE 114th Ave				Eastbound NE 28th St				Westbound NE 28th St				Total	Pedestrians Crosswalk			
	In	Out	Total	Bikes	In	Out	Total	Bikes	In	Out	Total	Bikes	In	Out	Total	Bikes		North	South	East	West
Volume	61	61	122	0	8	5	13	1	438	807	1,245	0	803	437	1,240	0	1,310	0	0	2	1
%HV	3.3%				0.0%				5.5%				4.1%				4.5%				
PHF	0.76				0.67				0.79				0.80				0.86				

By Movement	Northbound NE 114th Ave				Southbound NE 114th Ave				Eastbound NE 28th St				Westbound NE 28th St				Total
	L	T	R	Total	L	T	R	Total	L	T	R	Total	L	T	R	Total	
Volume	38	0	23	61	0	2	6	8	5	414	19	438	40	763	0	803	1,310
%HV	5.3%	0.0%	0.0%	3.3%	0.0%	0.0%	0.0%	0.0%	0.0%	5.8%	0.0%	5.5%	0.0%	4.3%	0.0%	4.1%	4.5%
PHF	0.63	0.00	0.52	0.76	0.00	0.50	0.75	0.67	0.31	0.78	0.68	0.79	0.63	0.82	0.00	0.80	0.86

### Rolling Hour Summary

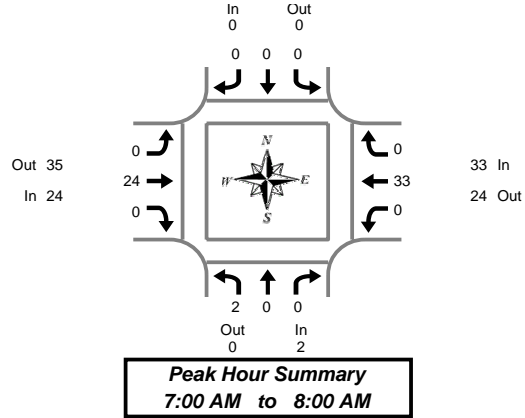
7:00 AM to 9:00 AM

Interval Start Time	Northbound NE 114th Ave				Southbound NE 114th Ave				Eastbound NE 28th St				Westbound NE 28th St				Interval Total	Pedestrians Crosswalk			
	L	T	R	Bikes	L	T	R	Bikes	L	T	R	Bikes	L	T	R	Bikes		North	South	East	West
07:00	38	0	23	0	0	2	6	1	5	414	19	0	40	763	0	0	1,310	0	0	2	1
07:15	42	0	23	0	0	2	6	1	5	372	23	0	43	721	0	0	1,237	0	0	2	1
07:30	47	0	28	0	0	1	5	1	1	340	25	0	49	605	0	0	1,101	0	0	2	1
07:45	49	0	23	0	0	0	5	1	2	312	23	0	42	511	0	0	967	0	0	0	1

# Heavy Vehicle Summary



Clay Carney  
(503) 833-2740



## NE 114th Ave & NE 28th St

11/9/2005

7:00 AM to 9:00 AM

### Heavy Vehicle 5-Minute Interval Summary

7:00 AM to 9:00 AM

Interval Start Time	Northbound NE 114th Ave				Southbound NE 114th Ave				Eastbound NE 28th St				Westbound NE 28th St				Interval Total
	L	T	R	Total	L	T	R	Total	L	T	R	Total	L	T	R	Total	
07:00	0	0	0	0	0	0	0	0	0	1	0	1	0	3	0	3	4
07:05	0	0	0	0	0	0	0	0	0	0	0	0	0	3	0	3	3
07:10	0	0	0	0	0	0	0	0	0	0	0	0	0	5	0	5	5
07:15	0	0	0	0	0	0	0	0	0	2	0	2	0	5	0	5	7
07:20	0	0	0	0	0	0	0	0	0	3	0	3	0	1	0	1	4
07:25	0	0	0	0	0	0	0	0	0	5	0	5	0	2	0	2	7
07:30	0	0	0	0	0	0	0	0	0	3	0	3	0	3	0	3	6
07:35	0	0	0	0	0	0	0	0	0	4	0	4	0	1	0	1	5
07:40	0	0	0	0	0	0	0	0	0	3	0	3	0	4	0	4	7
07:45	0	0	0	0	0	0	0	0	0	2	0	2	0	4	0	4	6
07:50	0	0	0	0	0	0	0	0	0	0	0	0	0	1	0	1	1
07:55	2	0	0	2	0	0	0	0	0	1	0	1	0	1	0	1	4
08:00	0	0	0	0	0	0	0	0	0	3	0	3	0	3	0	3	6
08:05	2	0	0	2	0	0	0	0	0	1	0	1	0	3	0	3	6
08:10	0	0	0	0	0	0	0	0	0	4	0	4	0	3	0	3	7
08:15	0	0	0	0	0	0	0	0	0	1	0	1	0	2	0	2	3
08:20	0	0	0	0	0	0	0	0	0	2	0	2	0	2	0	2	4
08:25	0	0	0	0	0	0	0	0	0	1	0	1	0	2	0	2	3
08:30	0	0	0	0	0	0	0	0	0	3	0	3	0	1	0	1	4
08:35	1	0	0	1	0	0	0	0	0	8	0	8	0	2	0	2	11
08:40	0	0	0	0	0	0	0	0	0	1	0	1	0	4	0	4	5
08:45	0	0	0	0	0	0	0	0	0	6	0	6	0	5	0	5	11
08:50	1	0	0	1	0	0	0	0	0	4	0	4	0	2	0	2	7
08:55	0	0	0	0	0	0	0	0	0	2	0	2	0	0	0	0	2
Total Survey	6	0	0	6	0	0	0	0	0	60	0	60	0	62	0	62	128

### Heavy Vehicle 15-Minute Interval Summary

7:00 AM to 9:00 AM

Interval Start Time	Northbound NE 114th Ave				Southbound NE 114th Ave				Eastbound NE 28th St				Westbound NE 28th St				Interval Total
	L	T	R	Total	L	T	R	Total	L	T	R	Total	L	T	R	Total	
07:00	0	0	0	0	0	0	0	0	0	1	0	1	0	11	0	11	12
07:15	0	0	0	0	0	0	0	0	0	10	0	10	0	8	0	8	18
07:30	0	0	0	0	0	0	0	0	0	10	0	10	0	8	0	8	18
07:45	2	0	0	2	0	0	0	0	0	3	0	3	0	6	0	6	11
08:00	2	0	0	2	0	0	0	0	0	8	0	8	0	9	0	9	19
08:15	0	0	0	0	0	0	0	0	0	4	0	4	0	6	0	6	10
08:30	1	0	0	1	0	0	0	0	0	12	0	12	0	7	0	7	20
08:45	1	0	0	1	0	0	0	0	0	12	0	12	0	7	0	7	20
Total Survey	6	0	0	6	0	0	0	0	0	60	0	60	0	62	0	62	128

### Heavy Vehicle Peak Hour Summary

7:00 AM to 8:00 AM

By Approach	Northbound NE 114th Ave			Southbound NE 114th Ave			Eastbound NE 28th St			Westbound NE 28th St			Total
	In	Out	Total	In	Out	Total	In	Out	Total	In	Out	Total	
Volume	2	0	2	0	0	0	24	35	59	33	24	57	59
PHF	0.25			0.00			0.50			0.63			0.82

By Movement	Northbound NE 114th Ave				Southbound NE 114th Ave				Eastbound NE 28th St				Westbound NE 28th St				Total
	L	T	R	Total	L	T	R	Total	L	T	R	Total	L	T	R	Total	
Volume	2	0	0	2	0	0	0	0	0	24	0	24	0	33	0	33	59
PHF	0.25	0.00	0.00	0.25	0.00	0.00	0.00	0.00	0.00	0.50	0.00	0.50	0.00	0.63	0.00	0.63	0.82

### Heavy Vehicle Rolling Hour Summary

7:00 AM to 9:00 AM

Interval Start Time	Northbound NE 114th Ave				Southbound NE 114th Ave				Eastbound NE 28th St				Westbound NE 28th St				Interval Total
	L	T	R	Total	L	T	R	Total	L	T	R	Total	L	T	R	Total	
07:00	2	0	0	2	0	0	0	0	0	24	0	24	0	33	0	33	59
07:15	4	0	0	4	0	0	0	0	0	31	0	31	0	31	0	31	66
07:30	4	0	0	4	0	0	0	0	0	25	0	25	0	29	0	29	58
07:45	5	0	0	5	0	0	0	0	0	27	0	27	0	28	0	28	60

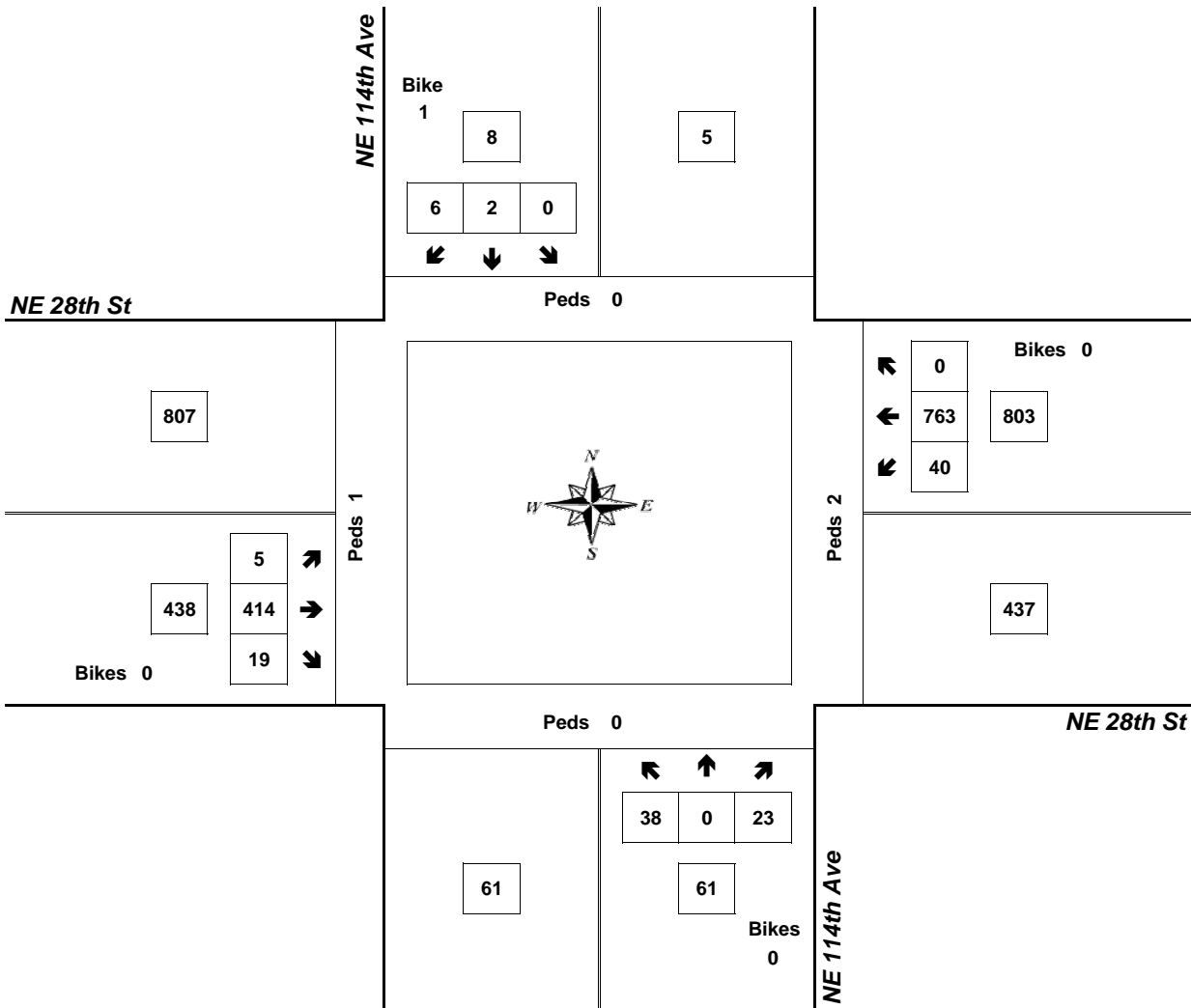
# Peak Hour Summary



Clay Carney  
(503) 833-2740

## NE 114th Ave & NE 28th St

7:00 AM to 8:00 AM  
11/9/2005



Approach	PHF	HV%	Volume
EB	0.79	5.5%	438
WB	0.80	4.1%	803
NB	0.76	3.3%	61
SB	0.67	0.0%	8
<b>Intersection</b>	<b>0.86</b>	<b>4.5%</b>	<b>1,310</b>

Count Period: 7:00 AM to 9:00 AM