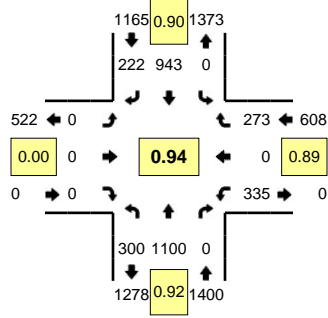
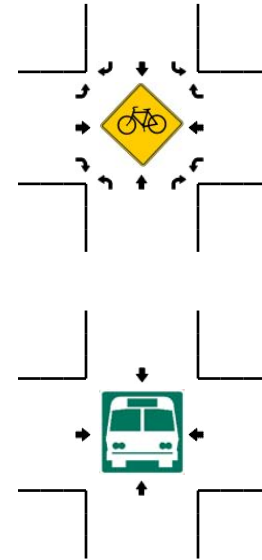
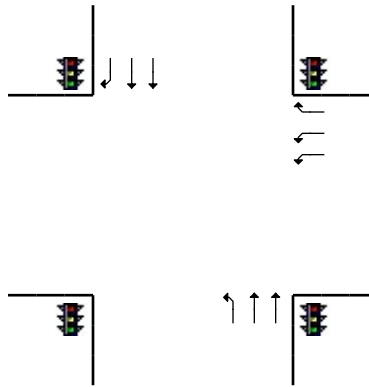
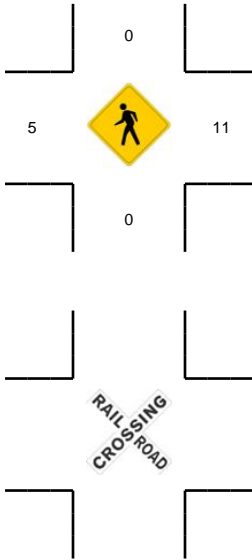
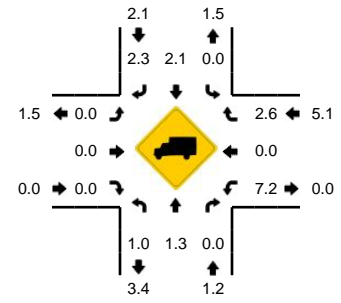


**LOCATION:** NE Andresen Rd -- SR 500 WB Ramps  
**CITY/STATE:** Vancouver, WA

**QC JOB #:** 10310805  
**DATE:** 12/6/2007



**Peak-Hour: 4:20 PM -- 5:20 PM**  
**Peak 15-Min: 5:05 PM -- 5:20 PM**



5-Min Count Period Beginning At	NE Andresen Rd (Northbound)				NE Andresen Rd (Southbound)				SR 500 WB Ramps (Eastbound)				SR 500 WB Ramps (Westbound)				Total	Hourly Totals
	Left	Thru	Right	U	Left	Thru	Right	U	Left	Thru	Right	U	Left	Thru	Right	U		
4:00 PM	12	73	0	0	0	71	15	0	0	0	0	0	40	0	23	0	234	
4:05 PM	27	81	0	0	0	93	33	0	0	0	0	0	30	0	21	0	285	
4:10 PM	24	87	0	0	0	85	24	0	0	0	0	0	29	0	25	0	274	
4:15 PM	25	97	0	0	0	85	16	0	0	0	0	0	30	0	21	0	274	
4:20 PM	26	92	0	0	0	76	17	0	0	0	0	0	29	0	20	0	260	
4:25 PM	19	105	0	0	0	76	20	0	0	0	0	0	27	0	14	0	261	
4:30 PM	20	92	0	0	0	80	22	0	0	0	0	0	38	0	20	0	272	
4:35 PM	25	86	0	0	0	96	24	0	0	0	0	0	26	0	31	0	288	
4:40 PM	32	65	0	0	0	71	20	0	0	0	0	0	26	0	18	0	232	
4:45 PM	26	99	0	0	0	87	13	0	0	0	0	0	39	0	20	0	284	
4:50 PM	25	89	0	0	0	62	5	0	0	0	0	0	25	0	12	0	218	
4:55 PM	12	93	0	0	0	81	25	0	0	0	0	0	28	0	24	0	263	3145
5:00 PM	31	83	0	0	0	80	13	0	0	0	0	0	23	0	25	0	255	3166
5:05 PM	27	92	0	0	0	83	17	0	0	0	0	0	26	0	26	0	271	3152
5:10 PM	23	107	0	0	0	78	22	0	0	0	0	0	22	0	34	0	286	3164
5:15 PM	34	97	0	0	0	73	24	0	0	0	0	0	26	0	29	0	283	3173
5:20 PM	24	80	0	0	0	89	14	0	0	0	0	0	25	0	23	0	255	3168
5:25 PM	38	86	0	0	0	67	21	0	0	0	0	0	27	0	21	0	260	3167
5:30 PM	32	75	0	0	0	66	12	0	0	0	0	0	21	0	29	0	235	3130
5:35 PM	13	97	0	0	0	97	19	0	0	0	0	0	19	0	16	0	261	3103
5:40 PM	24	65	0	0	0	60	19	0	0	0	0	0	39	0	29	0	236	3107
5:45 PM	27	95	0	0	0	66	17	0	0	0	0	0	24	0	21	0	250	3073
5:50 PM	24	65	0	0	0	62	13	0	0	0	0	0	31	0	30	0	225	3080
5:55 PM	19	70	0	0	0	59	22	0	0	0	0	0	19	0	22	0	211	3028
Peak 15-Min Flowrates	Northbound				Southbound				Eastbound				Westbound				Total	
	Left	Thru	Right	U	Left	Thru	Right	U	Left	Thru	Right	U	Left	Thru	Right	U		
All Vehicles	336	1184	0	0	0	936	252	0	0	0	0	0	296	0	356	0	3360	
Heavy Trucks	4	4	0	0	0	12	4	0	0	0	0	0	12	0	8	0	44	
Pedestrians		0				0								4			12	
Bicycles																		
Railroad																		
Stopped Buses																		

Comments: