

TS

Interval  60 min.  15 min.  
 Binned(CL/SP)  Count(volume)  
 Lane No  1  2

Counter No. 161941 Count ID HPMS  
 SR 502 RRT/RRQ 5501125 MP 0.00  
 Leg 2 Direction SB OSID WB

Direction Channel 1 \_\_\_\_\_  
 Direction Channel 2 \_\_\_\_\_  
 Unique ID# \_\_\_\_\_

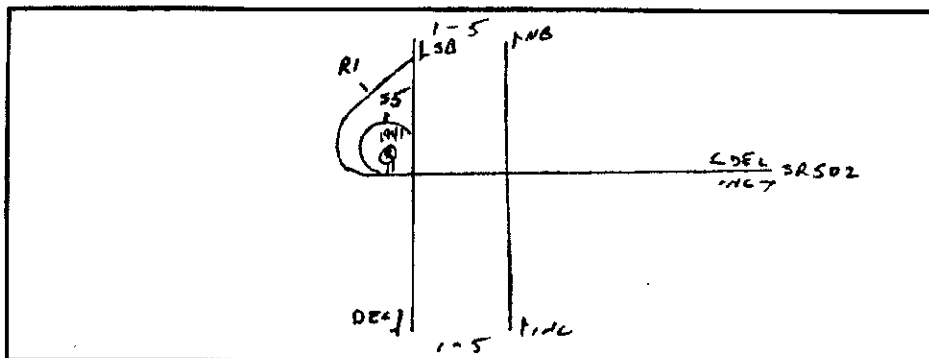
on SR 5 SB on ramp from SR 502 WB

Station Description ON SR 502 at Begin Route E/O SR 5 SB ramp

Delete from CLASSCOUNTS. 4/23/14 JPH

Date	Day	Time	Comments
4/14/14	2	10:08	Manual (1) <u>1</u> (2) _____ Counter (1) 1 (2) _____ Set cntr ok BJ/JH 6.6v
4/15	3	09:39	Manual (1) <u>33</u> (2) _____ Counter (1) 33 (2) _____ classed 4/7 as 4/8 Chk cntr ok BJ/JH 6.4v
4/16	4	09:39	Manual (1) <u>39</u> (2) _____ Counter (1) 38 (2) _____ 2-2/2 as 4/8-following to close Chk cntr ok BJ/JH 6.4v
4/17	5	09:19	Manual (1) <u>22</u> (2) _____ Counter (1) 22 (2) _____ Chk cntr ok BJ/JH 6.3v
4/18	6	09:33	Manual (1) <u>1</u> (2) _____ Counter (1) 1 (2) _____ P.U. cntr ok BJ/JH 6.5v

Sketch



B. JOHNSON / J. HENDRICKSON  
Field Person



SR 005 S501125 MP 000.00 OFF SYSTEM ID. LEG 2 DIRECTION OF TRAFFIC SOUTHBOUND LANE ALL OF  
 COUNT IDENTIFIER HPMS COUNTER NUMBER 161941 DESCRIPTION: ON SR 5 SB ON RAMP FROM SR 502 WB

DATE	TIME	CARS PICKUPS	BUS MED	SINGLE UNITS 4+	SINGLE UNIT %	DOUBLE UNITS 4-	DOUBLE UNITS 5	DOUBLE UNITS 6+	DOUBLE UNIT %	5- TRAINS 6	7+ TRAINS	TRAIN %	TRUCK %	CLASS UNKNOWN	TOTAL VEHICLES
04-15-14	TUESDAY	16	1	1	5.0	2	1	2	23.1	1	2	1.2	20.0		20
AM HOURS	1 - 2	10													13
	3 - 4	24													27
	5 - 6	35													38
	7 - 8	153													163
	9 - 10	448													478
	11 - 12	593													651
	TOTAL	606													667
	PM HOURS	427													394
	1 - 2	356													342
	3 - 4	320													274
	5 - 6	251													298
	7 - 8	277													343
	9 - 10	323													296
	11 - 12	278													275
	TOTAL	261													355
	AM HOURS	341													333
	1 - 2	314													232
	3 - 4	227													206
	5 - 6	196													124
	7 - 8	117													115
	9 - 10	111													55
	11 - 12	52													32
	TOTAL	28													32
	PM HOURS	3239													3525
	1 - 2	2525													2664
	3 - 4	10													11
	5 - 6	4													4
	7 - 8	93													93
	9 - 10	59													59
	11 - 12	8													8
	TOTAL	6													6
	DAY TOTAL	5764													6189
															6539

2-AXLE EQUIVALENT .7

DOT-RNBS05A-B

STATE OF WASHINGTON - DEPARTMENT OF TRANSPORTATION  
TRIP SYSTEM  
HOURLY TRAFFIC CLASSIFICATION SUMMARY

DATE 06/22/14  
TIME 13:30:51  
PAGE 3

SR 005 S501125 MP 000.00 OFF SYSTEM ID. LEG 2 DIRECTION OF TRAFFIC SOUTHBOUND LANE ALL OF  
COUNT IDENTIFIER HPMS COUNTER NUMBER 161941 DESCRIPTION: ON SR 5 SB ON RAMP FROM SR 502 WB

DATE	DAY	TIME	CARS PICKUPS	BUS MED	SINGLE UNITS 4+	DOUBLE UNITS 4-	5-	6	7+	TRAIN %	TRUCK %	CLASS UNKNOWN	TOTAL VEHICLES	
04-16-14	WEDNESDAY	AM 12-1	21	1	4.2	1	5	1		8.3	12.5		24	
		1-2	8										8	
		2-3	18										22	
		3-4	37										45	
		4-5	142										154	
		5-6	454										489	
		6-7	610	1	2.3	2	4	1	3	1.2	6.3	1	651	
		7-8	576		3.5	10	4	1	4	1.6	9.6		638	
		8-9	420		3.1	16	7	3	2	1.1	7.9		456	
		9-10	414		2.4	25	7	4	3	1.1	5.7		442	
		10-11	313		2.0	13+	4	4	1	.9	7.1		337	
		11-12	316	2	3.6	5	4	5	1	.6	7.6		342	
	PM	12-1	269	4	6.1	6	2	3	2	2.7	9.1		296	
		1-2	278		2.3	10	3	2	1	3.0	7.9		302	
		2-3	251	1	1.5	4	2	1	1	.7	4.6		263	
		3-4	279	1	6.0	2	2	2	1	1.9	4.6		302	
		4-5	315		4.6	8	2	3	3	.9	8.7		345	
		5-6	307	1	2.5	5	3	2	1	3.2	5.2		324	
		6-7	236		2.4	3	2	2	2	2.8	6.0		251	
		7-8	163		1.8	1	1	1	1	.6	2.4		167	
		8-9	141		.7	1	1	1	1	1.4	2.1		144	
		9-10	101							1.0	1.0		102	
		10-11	68							1.4	1.4		69	
		11-12	29		3.1				2	6.3	9.4		32	
-----														
	AM TOTAL		3329	7	2.9	88	41	11	1	3.9	7.6	4	3608	
	PM TOTAL		2437	4	3.2	38	18	9	4	2.5	6.2		2597	
	DAY TOTAL		5766	11	3.0	126	59	20	5	3.3	7.0	4	6205	
													2-AXLE EQUIVALENT	6568

DOT-RNB505A-8

STATE OF WASHINGTON - DEPARTMENT OF TRANSPORTATION  
TRIP SYSTEM  
HOURLY TRAFFIC CLASSIFICATION SUMMARY

DATE 04/22/14  
TIME 13:50:51  
PAGE 4

SR	COUNT	IDENTIFIER	HPMS	OFF SYSTEM ID.	COUNTER NUMBER	LEG	DESCRIPTION	DIRECTION OF TRAFFIC	LANE ALL OF										
SR 005	5501125	MP 000.00			161941	2	ON SR 5 SB ON RAMP FROM SR 502 NB	SOUTHBOUND											
04-17-14	TURSDAY	CARS	PICKUPS	BUS	MED	HVY	4+	SINGLE UNIT %	DOUBLE 4-	5	6+	DOUBLE UNIT %	5-	TRAINS 6	7+	TRAIN %	TRUCK %	CLASS UNKNOWN	TOTAL VEHICLES
12	1	17																	17
1	1	11																	12
2	2	24																	27
3	3	33																	42
4	4	137																	149
5	5	440																	467
6	6	592		1	15														652
7	7	435		1	21														581
8	8	340		1	24														466
9	9	299		2	18														377
10	10	299		2	11														355
11	11	268		1	9														327
12	12	297		1	8														291
1	1	313		2	9														322
2	2	284		2	6														334
3	3	300		1	4														308
4	4	314		2	7														315
5	5	235		1	6														335
6	6	131			6														248
7	7	119			3														138
8	8	115			5														127
9	9	77			1														120
10	10	33			1														79
11	11				1														36
12	12				2														
AM TOTAL		3128		4	111		17	3.8	86	47	12	4.2	1	26	18	1.3	9.3		3450
PM TOTAL		2486		4	55		5	2.4	43	30	17	3.4		11	2	.5	6.3		2653
DAY TOTAL		5614		8	166		22	3.2	129	77	29	3.9	1	37	20	1.0	8.0	2-AXLE EQUIVALENT	6103

SR 005 S501125 MP 000.00 OFF SYSTEM ID. LEG 2 DIRECTION OF TRAFFIC SOUTHBOUND LANE ALL OF  
 COUNT IDENTIFIER HPMS COUNTER NUMBER 161941 DESCRIPTION: ON SR 5 SB ON RAMP FROM SR 502 WB

04-18-14	CARS PICKUPS	BUS MED	SINGLE UNITS 4+	DOUBLE UNITS 4-	TRAINS 5	TRAINS 6	TRAINS 7+	TRUCK %	CLASS UNKNOWN	TOTAL VEHICLES				
FRIDAY	18	1	2	4	3	1	1	10.0	1	27				
AM HOURS	25	1	2	4	3	1	1	10.0	1	27				
1 - 1	18	1	2	4	3	1	1	10.0	1	27				
2 - 3	33	1	2	4	3	1	1	18.2	1	42				
3 - 4	102	1	2	4	3	1	1	21.4	1	112				
4 - 5	403	1	2	4	3	1	1	8.9	1	428				
5 - 6	487	1	2	4	3	1	1	9.3	1	537				
6 - 7	510	1	2	4	3	1	1	9.4	1	563				
7 - 8	433	1	2	4	3	1	1	8.8	1	475				
8 - 9		1	2	4	3	1	1		1					
9 - 10		1	2	4	3	1	1		1					
10 - 11		1	2	4	3	1	1		1					
11 - 12		1	2	4	3	1	1		1					
PM HOURS														
1 - 1														
2 - 3														
3 - 4														
4 - 5														
5 - 6														
6 - 7														
7 - 8														
8 - 9														
9 - 10														
10 - 11														
11 - 12														
AM TOTAL	2029	2	66	2	3.1	61	27	13	4.5	12	14	1.2	8.8	2226
PM TOTAL														
DAY TOTAL	2029	2	66	2	3.1	61	27	13	4.5	12	14	1.2	8.8	2226

04-14-14 THRU 04-18-14  
 AVERAGE WEEKDAY CLASSIFICATION VOLUMES \*\*\*\*\*  
 CARS PICKUPS | BUS MED | SINGLE UNIT % | DOUBLE UNITS 4- | TRAINS 5 | TRAINS 6 | TRAINS 7+ | TRUCK % | CLASS UNKNOWN | TOTAL VEHICLES  
 5715 | 11 | 159 | 17 | 3.0 | 128 | 61 | 24 | 3.5 | 1 | 30 | 18 | .8 | 7.3 | 6166  
 AND 2-AXLE EQUIVALENT 2414

TOTAL HOURS FOR COUNT 93  
 FACTOR GROUP CB-02  
 3 DAYS  
 AVG WEEKDAY VOL 6166 X SEASONAL ADJ. FACTOR 0.9900 = ESTIMATED AVG DAILY TRAFFIC 6104  
 PEAK HOUR PERCENTAGES: K = 10.67 D = 100.00 T = 7.90  
 PEAK HOUR LOCATION : VOLUME = 658 DATE: 04/15/14 TIME: 07:00 AM

*Note: High*



Interval  60 min.  15 min.  
 Binned(CL/SP)  Count(volume)  
 Lane No  1  2  
 Direction Channel 1 \_\_\_\_\_  
 Direction Channel 2 \_\_\_\_\_  
 Unique ID# \_\_\_\_\_

Counter No. 161940 Count ID HPMS  
 SR <sup>005</sup>502 RRT/RRQ R10121X MP 0.00  
 Leg EB Direction SR OSID \_\_\_\_\_

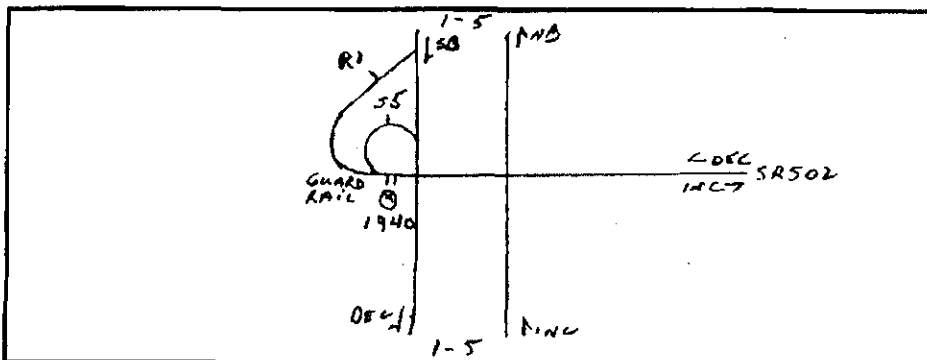
ON SR 5 SB off Ramp to SR 502 EB

Station Description ON SR 502 at Begin Route E/O SR 5 SB ramps

Delete from Classcount. 4/23/14 JBA

Date	Day	Time	Comments
4/14/14	2	10:04	Manual (1) <u>1</u> (2) _____ Counter (1) <u>1</u> (2) _____ Set cntr ok BJ/JH 6.4v
4/15	3	09:38	Manual (1) <u>11</u> (2) _____ Counter (1) <u>11</u> (2) _____ Chk cntr ok BJ/JH 6.4v
4/16	4	09:33	Manual (1) <u>10</u> (2) _____ 3/8 classed as 3/3 Counter (1) <u>10</u> (2) _____ Chk cntr ok BJ/JH 6.3v
4/17	5	09:18	Manual (1) <u>7</u> (2) _____ 3/8 classed as 3/3 Counter (1) <u>7</u> (2) _____ Chk cntr ok BJ/JH 6.3v
4/18	6	09:31	Manual (1) <u>1</u> (2) _____ Counter (1) <u>1</u> (2) _____ P.U. cntr ok BJ/JH 6.3v

Sketch



B. JOHNSON / J. HENDRICKSON  
Field Person





DOT-RB505A-8

STATE OF WASHINGTON - DEPARTMENT OF TRANSPORTATION  
TRIP SYSTEM  
HOURLY TRAFFIC CLASSIFICATION SUMMARY

DATE 04/22/14  
TIME 13:50:51  
PAGE 7

SR 005 R101218 MP 000.00 OFF SYSTEM ID. LEG 2 DESCRIPTION: ON SR-5 SB OFF RAMP TO SR 502 EB LANE ALL OF

DATE	COUNT IDENTIFIER	HPMS	COUNTER NUMBER	DESCRIPTION	LEG 2	DIRECTION OF TRAFFIC	LANE ALL OF							
04-15-14	TUESDAY		161940	ON SR-5 SB OFF RAMP TO SR 502 EB	2	SOUTHBOUND								
AM HOURS	CARS PICKUPS	BUS	MED	HVY	4+	SINGLE UNIT %	DOUBLE UNITS 4-6+	DOUBLE UNIT %	5-6 TRAINS	7+ TRAIN %	TRUCK %	CLASS UNKNOWN	TOTAL VEHICLES	
12 - 1	12												12	
1 - 2	6												6	
2 - 3	6												6	
3 - 4	5												5	
4 - 5	6												6	
5 - 6	52												52	
6 - 7	71												71	
7 - 8	138	1	4	1	1	14.3	1	14.3		2	3.6		28.6	
8 - 9	154	1	6	2	2	25.0	2	3.6		2	3.6		25.0	
9 - 10	97												97	
10 - 11	103												103	
11 - 12	102	1	2	2	2	10.1	2	3.6		2	3.6		10.1	
PM HOURS														
12 - 1	102												102	
1 - 2	102	1	3	3	3	6.1	1	5.2		1	5.2		11.3	
2 - 3	132	1	7	2	1	6.3	1	5.2		1	5.2		11.3	
3 - 4	182	1	3	1	1	2.6	2	3.1		1	3.1		7.7	
4 - 5	203												203	
5 - 6	213												213	
6 - 7	134												134	
7 - 8	94												94	
8 - 9	66												66	
9 - 10	32												32	
10 - 11	25												25	
11 - 12	14												14	
AM TOTAL	752	2	23	17	10	5.1	5	2.2	2	3	7.9	2	819	
PM TOTAL	1299	2	34	10	10	3.3	10	2.2	4	2	5.9	2	1581	
DAY TOTAL	2051	4	57	27	20	4.0	15	2.2	6	5	6.7	2	2200	
													2-AXLE EQUIVALENT	2308

SR 005 R101218 MP 000.00 OFF SYSTEM ID. LEG 2 DIRECTION OF TRAFFIC SOUTHBOUND LANE ALL OF  
 COUNT IDENTIFIER HPMS COUNTER NUMBER 161940 DESCRIPTION: ON SR 5 SB OFF RAMP TO SR 502 EB

DATE	TIME	CARS PICKUPS	BUS MED	SINGLE UNITS 4+	DOUBLE UNITS 4-5	DOUBLE UNITS 6+	DOUBLE UNITS 7+	TRAINS 7+	TRUCK %	CLASS UNKNOWN	TOTAL VEHICLES
04-16-14	WEDNESDAY	9	1	1	1	1	1	1	8.3		10
11	AM HOURS	10							18.2		12
12	PM HOURS	11							16.7		11
1		9							8.3		6
2		11							16.7		11
3		5							8.3		6
4		46							3.7		46
5		76							3.4		81
6		140							5.1		148
7		125							4.3		137
8		129+							10.4		138
9		100							3.8		115
10		97							2.2		104
11		11							1.9		93
12		87							4.3		106
1		97							1.9		157
2		143							2.5		231
3		222							1.7		198
4		187							2.5		213
5		205							3.8		134
6		121							3.7		78
7		77							1.3		78
8		76							1.3		37
9		34							2.6		37
10		37							8.1		39
11		12							2.6		12
AM TOTAL		757							4.9		817
PM TOTAL		1298							3.2		1376
DAY TOTAL		2055							3.8		2193
2-AXLE EQUIVALENT											
									.2		2282

SR 005 R101218 MP 000.00 OFF SYSTEM ID. LEG 2 DIRECTION OF TRAFFIC SOUTHBOUND LANE ALL OF  
 COUNT IDENTIFIER HPMS COUNTER NUMBER 161940 DESCRIPTION: ON SR 5 SB OFF RAMP TO SR 502 EB

04-17-14 THURSDAY AM HOURS	CARS PICKUPS	BUS	SINGLE MED	UNITS Hvy	4+	SINGLE UNIT %	DOUBLE 4-	UNITS 5	6+	DOUBLE UNIT %	5-	TRAINS 6	7+	TRAIN %	TRUCK %	CLASS UNKNOWN	TOTAL VEHICLES
1	11					27.3		3		27.3					27.3		11
2	8		3			6.3		1		14.3					14.3		11
3	6			1		2.4		2	1	18.8					25.0		16
4	12					7.2	1			1.2					8.4		42
5	41					4.8				2.7		1	1	.7	5.5		83
6	76		1			3.3	2		2	1.1			1	1.3	7.3		146
7	138		1			10.5	2	1	1	4.2			1	1.1	12.6		150
8	139		3			8.5	1	2	2	4.2					12.7		95
9	83+		5			5.2	2	1	1						9.4		118
10	103	1	3			8.2	3			4.1			2	2.0	9.4		98
11	87		4			3.9	1	2	2	3.1		1	2	2.3	9.4		128
12	84		1	4		6.1	1	3	2	3.7			1	.5	5.1	4	163
1	116		6	4		2.3	2	2	1	1.5			1	.5	4.5		216
2	147		3			3.0	1	2	1	2.5					4.9		203
3	201	1	3			1.8	3	1	1	1.8			1	1.0	2.1		163
4	193		2	2		1.0				1.4					1.8		96
5	193		3			1.4	1	1		1.8					2.8		96
6	160		1			3.8				3.8					7.7		56
7	94		1			6.1				2.8					9.4		71
8	77		2			3.1	6	10	6	2.0			3	.5	5.6		56
9	69		26	16	1	4.1	11	12	7			1	7	.5	14.72		258
10	54		5	34	1		17	22	13	2.3		2	10	.5	7.0	4	258
11	50		1														258
12	24																258
AM TOTAL	712	3	27	18	1	6.1	6	10	6	2.8		1	3	.5	9.4	4	786
PM TOTAL	1385	2	26	16	1	3.1	11	12	7	2.0		1	7	.5	5.6		1472
DAY TOTAL	2097	5	53	34	1	4.1	17	22	13	2.3		2	10	.5	7.0	4	2581

2-AXLE EQUIVALENT

DOT-RN505A-B

STATE OF WASHINGTON - DEPARTMENT OF TRANSPORTATION  
HOURLY TRAFFIC CLASSIFICATION SUMMARY

DATE 04/22/14  
TIME 13:50:51  
PAGE 10

SR 005 R101218 MP 000.00 OFF SYSTEM ID. LEG 2 DIRECTION OF TRAFFIC SOUTHBOUND LANE ALL OF  
COUNT IDENTIFIER HPMS COUNTER NUMBER 161940 DESCRIPTION: ON SR 5 SB OFF RAMP TO SR 502 EB

04-18-14 FRIDAY AM HOURS	CARS PICKUPS	BUS MED	SINGLE UNIT %	DOUBLE UNIT %	TRAINS 7+	TRUCK %	CLASS UNKNOWN	TOTAL VEHICLES
12 - 1	17							17
11 - 2	5							5
10 - 3	8							8
9 - 4	5							5
8 - 5	8							8
7 - 6	27							27
6 - 7	62							62
5 - 8	109							109
4 - 9	131							131
3 - 10								
2 - 11								
1 - 12								
PM HOURS								
12 - 1								
11 - 2								
10 - 3								
9 - 4								
8 - 5								
7 - 6								
6 - 7								
5 - 8								
4 - 9								
3 - 10								
2 - 11								
1 - 12								
AM TOTAL	372	1	14	4				372
PM TOTAL								
DAY TOTAL	372	1	14	4				372

04-14-14 THRU 04-18-14

AVERAGE WEEKDAY CLASSIFICATION VOLUMES \*\*\*\*\*

CARS PICKUPS	BUS MED	SINGLE UNIT %	DOUBLE UNIT %	TRAINS 7+	TRUCK %	CLASS UNKNOWN	TOTAL VEHICLES			
2068	4	57	27	4.0	18	19	13	2.3	2	2217
TOTAL HOURS FOR COUNT 93										
AVG WEEKDAY VOL 2217 X SEASONAL ADJ. FACTOR 0.9900 = ESTIMATED AVG DAILY TRAFFIC 2195										

6.8 2-AXLE EQUIVALENT 414

PEAK HOUR PERCENTAGES: K = 10.42 D = 100.00 T = 3.90  
 PEAK HOUR LOCATION : VOLUME = 231 DATE: 04/16/14 TIME: 03:00 PM

Nota: 4-16-14



Interval  60 min.  15 min.  
 Binned(CL/SP)  Count(volume)  
 Lane No  1  2

Direction Channel 1 \_\_\_\_\_  
 Direction Channel 2 \_\_\_\_\_  
 Unique ID# \_\_\_\_\_

Counter No. 161941 Count ID HPMS  
 SR 502 RRT/RRQ \_\_\_\_\_ MP 0.00  
 Leg <-> Direction WB OSID \_\_\_\_\_

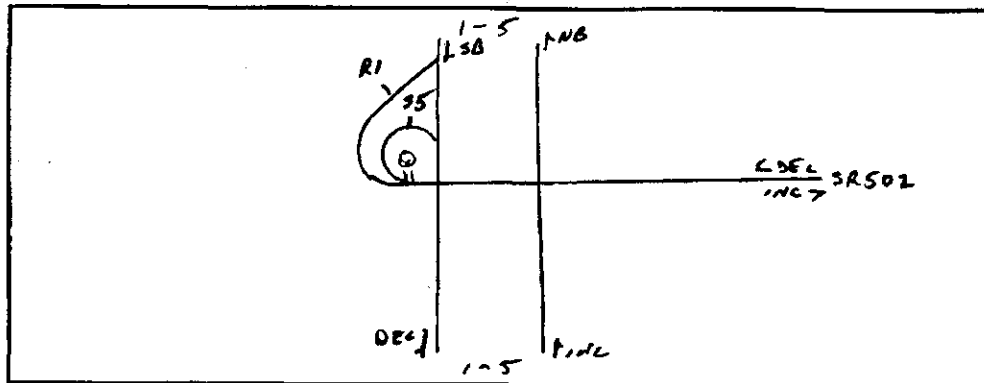
*on SR 5 at SR 5 Bridge*

*Delete RCD from Classcut.*

Station Description ON SR 502 at Begin Route E/O SR 5 SB ramps

Date	Day	Time	Comments
4/14/14	2	10:08	Manual (1) <u>1</u> (2) _____ Counter (1) <u>1</u> (2) _____ Set cntr ok BJ/JH 6.6v
4/15	3	09:39	Manual (1) <u>33</u> (2) _____ Counter (1) <u>33</u> (2) _____ classed 4/7 as 4/8 Chk cntr ok BJ/JH 6.4v
4/16	4	09:39	Manual (1) <u>39</u> (2) _____ Counter (1) <u>38</u> (2) _____ 2-2/2 as 4/8-following to close Chk cntr ok BJ/JH 6.4v
4/17	5	09:19	Manual (1) <u>22</u> (2) _____ Counter (1) <u>22</u> (2) _____ Chk cntr ok BJ/JH 6.3v
4/18	6	09:33	Manual (1) <u>1</u> (2) _____ Counter (1) <u>1</u> (2) _____ P.U. cntr <i>OK</i> BJ/JH 6.5v

Sketch



*B. JOHNSON / J. HENDRICKSON*  
Field Person



Interval  60 min.  15 min.  
 Binned(CU/SP)  Count(volume)  
Lane No  1  2  
  
Direction Channel 1 \_\_\_\_\_  
Direction Channel 2 \_\_\_\_\_  
Unique ID# \_\_\_\_\_

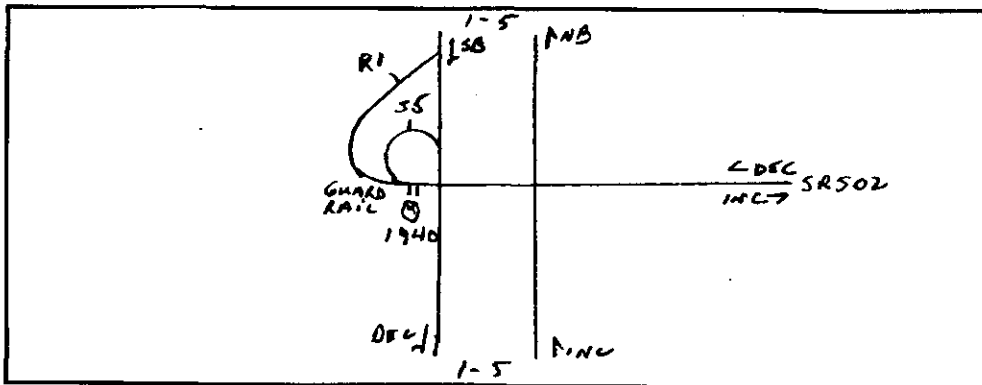
Counter No. 161940 Count ID HPMS  
SR 502 RRT/RRQ MP 0.00  
Leg <-> Direction EB OSID \_\_\_\_\_

*On SR 5 at SR 5 Bridge*

Station Description ON SR 502 at Begin Route E/O SR 5 SB ramps

Date	Day	Time	Comments
4/14/14	2	10:04	Manual (1) <u>1</u> (2) _____ Counter (1) <u>1</u> (2) _____ Set cntr ok BJ/JH 6.4v
4/15	3	09:38	Manual (1) <u>11</u> (2) _____ Counter (1) <u>11</u> (2) _____ Chk cntr ok BJ/JH 6.4v
4/16	4	09:33	Manual (1) <u>10</u> (2) _____ Counter (1) <u>10</u> (2) _____ 3/8 classed as 3/3 Chk cntr ok BJ/JH 6.3v
4/17	5	09:18	Manual (1) <u>7</u> (2) _____ Counter (1) <u>7</u> (2) _____ 3/8 classed as 3/3 Chk cntr ok BJ/JH 6.3v
4/18	6	09:31	Manual (1) <u>1</u> (2) _____ Counter (1) <u>1</u> (2) _____ P.U. cntr ok BJ/JH 6.3v

Sketch



*D. JOHNSON / J. HENDRICKSON*  
Field Person

SR 502	MP 000.00	OFF SYSTEM ID.	COUNTER NUMBER	LEG	DESCRIPTION	DIRECTION OF TRAFFIC	LANE ALL OF						
04-14-14			161941		ON SR 5 AT SR 5 BRIDGE	WESTBOUND							
MONDAY	CARS PICKUPS	BUS	SINGLE MED HVY	SINGLE UNIT 4+	DOUBLE UNIT 4-5	DOUBLE UNIT 6+	DOUBLE UNIT 6+	TRAINS 6	TRAINS 7+	TRAIN %	TRUCK %	CLASS UNKNOWN	TOTAL VEHICLES
1 - 2	1												
2 - 3	2												
3 - 4	3												
4 - 5	4												
5 - 6	5												
6 - 7	6												
7 - 8	7												
8 - 9	8												
9 - 10	9												
10 - 11	10												
11 - 12	11												
12 - 1	12												
PM TOTAL	281	1	11	3	5	3	2.6				7.6		304
AM TOTAL	285		8	2	2	1	2.0	1	1	.3	5.6		302
	255		7	3	4	3	2.6			.4	6.6		273
	278	2	4	1	6	1	2.4	2	1	.6	4.5		291
	305		6	1	7	1	2.8			.6	5.6		323
	306		5	1	6	1	2.5	1	1	.4	4.7		321
	300		4	1	4	1	2.6			.4	3.8		312
	210		4	1	6	2	4.8		1		7.5		227
	155		3	1	3	2	5.4				7.2		167
	123		2		2		1.6				3.1		127
	94		1			1	1.7				2.1		96
	58					1	3.0				1.7		59
	32												33
DAY TOTAL	2682	3	55	11	44	22	2.7	4	3	.2	5.4	2-AXLE EQUIVALENT	2835
AM TOTAL	2401	2	44	8	39	19	2.7	4	3	.3	7.6		304
PM TOTAL	281	1	11	3	5	3	2.6				5.1		2531

DOT-RNBS05A-8

STATE OF WASHINGTON - DEPARTMENT OF TRANSPORTATION  
TRIP SYSTEM  
HOURLY TRAFFIC CLASSIFICATION SUMMARY

DATE 04/22/14  
TIME 13:52:25  
PAGE 2

SR 502	MP 000.00	OFF SYSTEM ID.	LEG	DESCRIPTION: ON SR 5 AT SR 5 BRIDGE	DIRECTION OF TRAFFIC WESTBOUND	LANE ALL OF											
04-15-14																	
TUESDAY																	
AM HOURS	CARS PICKUPS	BUS	SINGLE MED	UNITS HVY	4+	SINGLE UNIT %	DOUBLE UNITS 4-	5	6+	DOUBLE UNIT %	5-	TRAINS 6	7+	TRAIN %	TRUCK %	CLASS UNKNOWN	TOTAL VEHICLES
12 - 1	16			1		5.0	2	1	2	23.1					20.0		20
1 - 2	10					3.7				7.4					11.1		13
2 - 3	26					2.6				5.3					7.9		27
3 - 4	35					3.1				3.1					6.1		38
4 - 5	153					2.1				2.9					6.3		163
5 - 6	448					3.0				3.8					8.9		478
6 - 7	593					2.6				3.8					7.9		651
7 - 8	606					3.6				3.9					8.6		658
8 - 9	427					3.0				4.8					9.6		467
9 - 10	356					3.3				2.6					6.4		394
10 - 11	320					3.5				3.3					8.4		342
11 - 12	251					4.7				2.3					7.0		274
PM HOURS																	
12 - 1	277					4.7				2.3					5.8		298
1 - 2	323					3.2				2.0					6.1		343
2 - 3	278					3.0				2.7					5.1		296
3 - 4	261					1.8				3.3					3.9		275
4 - 5	341					2.0				2.0					5.7		355
5 - 6	314					1.8				3.9					2.2		333
6 - 7	427					3.9				1.3					4.9		206
7 - 8	196					1.0				4.0					5.6		124
8 - 9	117					1.6				1.9					3.5		115
9 - 10	111					2.6				1.8					5.5		55
10 - 11	52					3.6				12.5					12.5		32
11 - 12	28																
AM TOTAL	3239					3.1				3.8					8.1		3525
PM TOTAL	2525					2.6				2.5					5.2		2664
DAY TOTAL	5764					2.9				3.2					6.9		6189
																	6539

2-AXLE EQUIVALENT



DOT-RM8505A-B

STATE OF WASHINGTON - DEPARTMENT OF TRANSPORTATION  
TRIP SYSTEM  
HOURLY TRAFFIC CLASSIFICATION SUMMARY

DATE 06/22/14  
TIME 13:52:25  
PAGE 3

SR 502	MP 000.00	OFF SYSTEM ID.	LEG	DESCRIPTION: ON SR 5 AT SR 5 BRIDGE	LANE ALL OF											
COUNT IDENTIFIER	HPMS	COUNTER NUMBER	161941	DIRECTION OF TRAFFIC WESTBOUND												
04-16-14 WEDNESDAY																
AM HOURS	CARS PICKUPS	BUS MED	SINGLE UNITS 4+	SINGLE UNIT %	DOUBLE UNITS 4-	5	6	7	8	9	10	11	12	TRUCK %	CLASS UNKNOWN	TOTAL VEHICLES
12 - 1	21	1	4.2	4.2	1	1	1	1	1	1	1	1	1	12.5		24
1 - 2	8															8
2 - 3	18															22
3 - 4	37															45
4 - 5	142															154
5 - 6	454															489
6 - 7	610	1	3.2	3.2	2	3	3	3	3	3	3	3	6.3		651	
7 - 8	576															658
8 - 9	420															456
9 - 10	414															442
10 - 11	313															357
11 - 12	316	2	3.2	3.2	7	4	4	4	4	4	4	4	7.6		342	
PM HOURS																
12 - 1	269															296
1 - 2	278	1	6.1	6.1	6	2	3	2	2	2	2	2	9.1		302	
2 - 3	251															263
3 - 4	279	1	1.5	1.5	4	1	1	1	1	1	1	1	4.6		265	
4 - 5	315	1	6.0	6.0	2	2	2	2	2	2	2	2	8.7		302	
5 - 6	307															345
6 - 7	236	1	2.5	2.5	5	3	3	3	3	3	3	3	5.2		324	
7 - 8	163															251
8 - 9	141															167
9 - 10	101															144
10 - 11	68															102
11 - 12	29															32
AM TOTAL	3329	7	2.9	2.9	88	41	11	11	11	11	11	11	7.6		4	3608
PM TOTAL	2437	4	3.2	3.2	38	18	9	9	9	9	9	9	6.2		4	2597
DAY TOTAL	5766	11	3.0	3.0	126	59	20	20	20	20	20	20	7.0	2-AXLE EQUIVALENT	4	6205

DOT-RN505A-B

STATE OF WASHINGTON - DEPARTMENT OF TRANSPORTATION  
TRIP SYSTEM  
HOURLY TRAFFIC CLASSIFICATION SUMMARY

DATE 04/22/14  
TIME 13:52:25  
PAGE 4

SR 502	MP 000.00	OFF SYSTEM ID.	LEG	DESCRIPTION: ON SR 5 AT SR 5 BRIDGE	LANE ALL OF								
COUNT IDENTIFIER	HPMS	COUNTER NUMBER	161941	DIRECTION OF TRAFFIC	WESTBOUND								
04-17-14													
THURSDAY													
AM HOURS	CARS	BUS	SINGLE MED	HVY	4+	SINGLE UNIT %	DOUBLE UNITS 4-5-6+	DOUBLE UNIT %	5-6-7+	TRAIN %	TRUCK %	CLASS UNKNOWN	TOTAL VEHICLES
12 - 1	17					4.8	1	8.3	2	1.5	9.2		17
1 - 2	11					2.0	3	11.1	8	2.9	5.8		12
2 - 3	24					3.4	6	16.7	9	2.9	8.1		27
3 - 4	35					2.1	3	11.5	8	1.9	9.2		42
4 - 5	137					5.5	8	4.3	9	2.9	9.2		149
5 - 6	440					2.1	2	4.1	1	1.9	13.6		467
6 - 7	592					5.3	6	3.2	3	1.3	7.1		652
7 - 8	502					5.1	3	3.9	2	1.3	9.9		581
8 - 9	433					3.1	6	4.9	2	1.3	9.9		466
9 - 10	340					3.1	5	3.9	2	1.3	9.9		377
10 - 11	300					3.1	5	4.9	2	1.3	9.9		333
11 - 12	299					3.1	5	4.9	2	1.3	9.9		327
PM HOURS													
12 - 1	268					3.1	6	4.1	2	1.7	7.9		291
1 - 2	297					2.8	7	3.4	4	1.6	7.8		322
2 - 3	313					2.4	5	3.0	4	1.9	6.3		374
3 - 4	284					2.6	4	4.9	2	1.9	7.8		308
4 - 5	300					1.8	5	2.2	1	1.3	4.8		315
5 - 6	314					2.4	10	3.9	4	1.6	6.3		335
6 - 7	235					2.9	3	2.8	2	1.3	5.1		248
7 - 8	131					2.9	3	2.2	1	1.3	5.1		138
8 - 9	119					3.9	2	3.3	2	1.3	6.3		127
9 - 10	115					3.9	2	2.4	2	1.3	4.2		120
10 - 11	77					3.9	1	2.5	1	1.3	2.5		79
11 - 12	33					3.9	2	2.5	1	1.3	2.5		36
AM TOTAL	3128	4	111	17		3.8	86	4.2	1	1.3	9.3		3450
PM TOTAL	2486	4	55	5		2.4	43	3.4	11	.5	6.3		2653
DAY TOTAL	5614	8	166	22		3.2	129	3.9	1	1.0	8.0	2-AXLE EQUIVALENT	6103

DOT-RNB505A-B

STATE OF WASHINGTON - DEPARTMENT OF TRANSPORTATION  
TRIP SYSTEM  
HOURLY TRAFFIC CLASSIFICATION SUMMARY

DATE 04/22/14  
TIME 13:52:25  
PAGE 5

SR 502 MP 000.00 OFF SYSTEM ID. LEG DESCRIPTION: ON SR 5 AT SR 5 BRIDGE. LANE ALL OF

COUNT IDENTIFIER	HPMS	COUNTER NUMBER	161941	DESCRIPTION	ON SR 5 AT SR 5 BRIDGE	LEG	DIRECTION OF TRAFFIC	WESTBOUND	LANE ALL OF					
04-18-14	FRIDAY													
AM HOURS	CARS PICKUPS	BUS MED	SINGLE UNITS 4+	SINGLE UNIT %	DOUBLE UNITS 4-	DOUBLE UNITS 5	DOUBLE UNITS 6+	DOUBLE UNIT %	5- TRAINS 6	7+ TRAINS 6	TRAIN %	TRUCK %	CLASS UNKNOWN	TOTAL VEHICLES
12 -	25	1	1	3.7	5	1	2	3.7	1	1	7.4	10.0	UNKNOWN	27
1 -	18										10.0	18.2		22
2 -	33										16.7	21.4		42
3 -	102										7.1	2.1		112
4 -	403										2.1	3.7		428
5 -	487										5.5	9.3		537
6 -	510										4.0	8.8		563
7 -	433													475
8 -														
9 -														
10 -														
11 -														
12 -														
AM TOTAL	2029	2	66	2	3.1	61	27	13	4.5	12	14	1.2	8.8	2226
PM TOTAL														
DAY TOTAL	2029	2	66	2	3.1	61	27	13	4.5	12	14	1.2	8.8	2226

04-14-14 THRU 04-18-14

AVERAGE WEEKDAY CLASSIFICATION VOLUMES *****														
CARS PICKUPS	BUS MED	SINGLE UNITS 4+	DOUBLE UNITS 4-	DOUBLE UNITS 5	DOUBLE UNITS 6+	DOUBLE UNIT %	5- TRAINS 6	7+ TRAINS 6	TRAIN %	TRUCK %	CLASS UNKNOWN	TOTAL VEHICLES		
5715	11	159	17	3.0	128	61	24	3.5	1	30	18	6166		
TOTAL HOURS FOR COUNT 93												6548		
3 DAYS FACTOR GROUP CB-02														
AVG WEEKDAY VOL 6166 X SEASONAL ADJ. FACTOR 0.9900 = ESTIMATED AVG DAILY TRAFFIC 6104														
AMD 2-AXLE EQUIVALENT														

DOT-RMBS05A-B

STATE OF WASHINGTON - DEPARTMENT OF TRANSPORTATION  
TRIP SYSTEM  
HOURLY TRAFFIC CLASSIFICATION SUMMARY

DATE 04/22/14  
TIME 13:52:25  
PAGE 6

SR 502	MP 000.00	OFF SYSTEM ID.	LEG	DESCRIPTION: ON SR 5 AT SR 5 BRIDGE	DIRECTION OF TRAFFIC EASTBOUND	LANE ALL OF	TOTAL						
COUNT IDENTIFIER	HPMS	COUNTER NUMBER	161940	DESCRIPTION: ON SR 5 AT SR 5 BRIDGE	DIRECTION OF TRAFFIC EASTBOUND	LANE ALL OF	TOTAL						
04-14-14													
MONDAY													
AM HOURS	CARS PICKUPS	BUS MED	SINGLE UNITS 4+	SINGLE UNIT X	DOUBLE UNITS 4-5	DOUBLE UNITS 6+	DOUBLE UNIT X	5-6	TRAINS 7+	TRAIN %	TRUCK %	CLASS UNKNOWN	VEHICLES
12 - 1	112		4	4.2									118
1 - 2	120		2	3.2									124
2 - 3	129		2	4.0	5	1							149
3 - 4	204		5	4.1	2	3		1				4	222
4 - 5	215		2	2.2	3	1			2				213
5 - 6	199		5	3.8	1	2			1				213
6 - 7	107	1	2	2.6	1	3							114
7 - 8	103		1	1.9	1				1				107
8 - 9	53		1	1.9									54
9 - 10	38												38
10 - 11	30												33
11 - 12	11				1	1							12
AM TOTAL	118		6	7.6	1	2							131
PM TOTAL	1321		24	3.3	14	13		1	2				1413
DAY TOTAL	1439		30	3.6	15	15		1	2				1544
													1625

2-AXLE EQUIVALENT

DOT-RNBS05A-B

STATE OF WASHINGTON - DEPARTMENT OF TRANSPORTATION  
TRIP SYSTEM  
HOURLY TRAFFIC CLASSIFICATION SUMMARY

DATE 04/22/14  
TIME 13:52:25  
PAGE 7

SR 502	MP 000.00	OFF SYSTEM ID.	LEG	COUNTER NUMBER	DESCRIPTION: ON SR 5 AT SR 5 BRIDGE	DIRECTION OF TRAFFIC	EASTBOUND	LANE ALL OF										
04-15-14				161940														
TUESDAY																		
AM HOURS	CARS PICKUPS	BUS	SINGLE MED	HVY	4+	SINGLE UNIT %	DOUBLE UNITS 4-	5	6+	DOUBLE UNIT %	5-	TRAINS 6	7+	TRAIN X	TRUCK X	CLASS UNKNOWN	TOTAL VEHICLES	
12 - 1	12					14.3				14.3					28.6			6
1 - 2	6					25.0				3.6					7.1			7
2 - 3	5					10.1									10.1			8
3 - 4	6					3.6									7.9			56
4 - 5	52					4.0									6.0			79
5 - 6	71					4.2									11.8			151
6 - 7	138					6.4									11.8			166
7 - 8	154					5.5									6.4			110
8 - 9	97					2.8									5.6			108
9 - 10	103																	115
10 - 11	102																	115
11 - 12	102																	115
PM HOURS																		115
12 - 1	102					5.2				5.2					11.3			115
1 - 2	102					6.1				5.2					11.3			115
2 - 3	132					6.3				7.7					7.7			143
3 - 4	182					2.6				3.1					6.2			194
4 - 5	203					1.9				2.3					5.1			214
5 - 6	213					2.3				.9					3.6			221
6 - 7	134					4.9				.7					2.1			142
7 - 8	94					2.1									96			96
8 - 9	66									3.0					7.4			33
9 - 10	32									7.4					27			27
10 - 11	25																	15
11 - 12	14					6.7									6.7			15
AM TOTAL	752					5.1				2.2					7.9			819
PM TOTAL	1299					3.3				2.2					5.9			1381
DAY TOTAL	2051					4.0				2.2					6.7			2200
																		2308

2-AXLE EQUIVALENT

DOT-RN8505A-B

STATE OF WASHINGTON - DEPARTMENT OF TRANSPORTATION  
TRIP SYSTEM  
HOURLY TRAFFIC CLASSIFICATION SUMMARY

DATE 04/22/14  
TIME 13:52:25  
PAGE 8

SR 502	MP 000.00	OFF SYSTEM ID.	LEG	DESCRIPTION: ON SR 5 AT SR 5 BRIDGE	DIRECTION OF TRAFFIC	EASTBOUND	LANE ALL OF						
COUNT IDENTIFIER	HPMS	COUNTER NUMBER	161940	DESCRIPTION: ON SR 5 AT SR 5 BRIDGE									
04-16-14													
WEDNESDAY													
AM HOURS	CARS PICKUPS	BUS	SINGLE MED	UNITS 4+	SINGLE UNIT %	DOUBLE UNITS 4-	DOUBLE UNITS 5+	DOUBLE UNITS 6+	DOUBLE UNITS 7+	TRAIN %	TRUCK %	CLASS UNKNOWN	TOTAL VEHICLES
12 - 1	9												9
1 - 2	10				18.2								10
2 - 3	11				16.7								11
3 - 4	9				18.2								10
4 - 5	5				16.7								6
5 - 6	46				3.7								46
6 - 7	76				3.4								81
7 - 8	140				5.1								148
8 - 9	125				4.3								137
9 - 10	129				10.4								138
10 - 11	100				3.8								115
11 - 12	97				2.2								104
PM HOURS													
12 - 1	87				2.2								93
1 - 2	97				6.6								106
2 - 3	143				6.4								157
3 - 4	222				2.2								231
4 - 5	187				3.0								198
5 - 6	205				2.3								213
6 - 7	121				4.5								134
7 - 8	77				1.3								78
8 - 9	76				1.3								78
9 - 10	34				2.6								37
10 - 11	37				2.6								39
11 - 12	12				2.6								12
AM TOTAL	757				4.9								817
PM TOTAL	1298				3.2								1376
DAY TOTAL	2055				3.8								2193
													2282

2-AXLE EQUIVALENT

DOT-RNB505A-B

STATE OF WASHINGTON - DEPARTMENT OF TRANSPORTATION  
TRIP SYSTEM  
HOURLY TRAFFIC CLASSIFICATION SUMMARY

DATE 04/22/14  
TIME 13:52:25  
PAGE 9

SR 502	MP 000.00	OFF SYSTEM ID.	LEG	DESCRIPTION: ON SR 5 AT SR 5 BRIDGE	DIRECTION OF TRAFFIC EASTBOUND	LANE ALL OF									
04-17-14															
THURSDAY															
COUNT IDENTIFIER	HPMS	COUNTER NUMBER	161940												
AM HOURS	CARS PICKUPS	BUS	SINGLE MED HVY	4+	SINGLE UNIT %	DOUBLE UNITS 4-5	6+	DOUBLE UNIT %	5-6	TRAINS 6+	7+	TRAIN %	TRUCK %	CLASS UNKNOWN	TOTAL VEHICLES
12 - 1	11				27.3								27.3		11
1 - 2	8				6.3								14.3		11
2 - 3	6				2.4								25.0		11
3 - 4	4				7.2								8.4		7
4 - 5	12				4.8								5.5		16
5 - 6	41				3.3								7.3		42
6 - 7	76				10.5								12.6		83
7 - 8	138				8.5								12.7		146
8 - 9	139				5.2								9.4		150
9 - 10	83				8.2								14.3		95
10 - 11	103				3.9								9.8		118
11 - 12	87				6.1								3.7		98
PM HOURS					2.3								5.1		128
12 - 1	84				3.0								4.5		163
1 - 2	116				2.0								1.8		216
2 - 3	147				1.8								2.1		202
3 - 4	201				1.4								1.4		203
4 - 5	193				3.8								1.8		163
5 - 6	160				3.8								2.8		96
6 - 7	94				1.8								1.4		71
7 - 8	69				1.8								3.6		56
8 - 9	54				3.8								7.7		50
9 - 10	50				2.8								5.6		26
10 - 11	24				2.0								9.4		786
11 - 12	24				2.3								7.0		1472
AM TOTAL	712				4.1								2.3		2258
PM TOTAL	1385				17								2.3		2381
DAY TOTAL	2097				17								2.3		2381

2-AXLE EQUIVALENT

SR 502 MP 000.00 OFF SYSTEM ID. LEG DESCRIPTION: ON SR 5 AT SR 5 BRIDGE DIRECTION OF TRAFFIC EASTBOUND LANE ALL OF

04-18-14	CARS PICKUPS	BUS MED HVY	SINGLE UNITS 4+	DOUBLE UNITS 5	6+	DOUBLE UNITS 6+	DOUBLE UNITS 7+	TRAINS 7+	TRAIN %	TRUCK %	CLASS UNKNOWN	TOTAL VEHICLES
FRIDAY AM HOURS	17											17
1 - 2	5											5
2 - 3	8											8
3 - 4	5											5
4 - 5	8											8
5 - 6	27											27
6 - 7	62											62
7 - 8	109											109
8 - 9	131											131
9 - 10												
10 - 11												
11 - 12												
PM HOURS												
1 - 2												
2 - 3												
3 - 4												
4 - 5												
5 - 6												
6 - 7												
7 - 8												
8 - 9												
9 - 10												
10 - 11												
11 - 12												
AM TOTAL	372	1	14	4								399
PM TOTAL												
DAY TOTAL	372	1	14	4								399

04-14-14 THRU 04-18-14	CARS PICKUPS	BUS MED HVY	SINGLE UNITS 4+	DOUBLE UNITS 5	6+	DOUBLE UNITS 6+	DOUBLE UNITS 7+	TRAINS 7+	TRAIN %	TRUCK %	CLASS UNKNOWN	TOTAL VEHICLES
AM TOTAL	372	1	14	4								399
PM TOTAL												
DAY TOTAL	372	1	14	4								399

AVERAGE WEEKDAY CLASSIFICATION VOLUMES \*\*\*\*\*  
 CARS SINGLE UNITS 4+ | SINGLE UNIT % | DOUBLE UNITS 5 | 6+ | DOUBLE UNITS 6+ | DOUBLE UNITS 7+ | TRAIN % | TRUCK % | CLASS UNKNOWN | TOTAL VEHICLES  
 AVG WEEKDAY VOLUME 2068 4 57 27 4.0 18 19 13 2.3 2 1 6 .4 6.6 2 2217  
 TOTAL HOURS FOR COUNT 93  
 3 DAYS FACTOR GROUP CB-02  
 AVG WEEKDAY VOL 2217 X SEASONAL ADJ. FACTOR 0.9900 = ESTIMATED AVG DAILY TRAFFIC 2195  
 AND 2-AXLE EQUIVALENT



SR 502	MP 000.00	OFF SYSTEM ID.	LEG	COUNTER NUMBER	DESCRIPTION: ON SR 5 AT SR 5 BRIDGE	DIRECTION OF TRAFFIC	BOTH WAYS	LANE ALL OF						
04-14-14				161940										
MONDAY														
AM HOURS	CARS PICKUPS	BUS	SINGLE MED	UNITS 4+	SINGLE UNIT %	DOUBLE 4-5	UNITS 6+	DOUBLE UNIT %	5-6	TRAINS 7+	TRAIN %	TRUCK %	CLASS UNKNOWN	TOTAL VEHICLES
12 - 1	1													435
1 - 2	397	1	17	6	5.7	6	5	2.5						435
2 - 3	375		12	3	3.6	4	3	1.7		1				420
3 - 4	407	2	9	5	3.5	11	3	1.8						397
4 - 5	509		6	7	3.4	8	1	3.2		2				440
5 - 6	521		11	5	2.9	5	2	3.1	1	3				545
6 - 7	499	1	7	3	1.8	10	4	2.5						550
7 - 8	317		9	1	2.3	5	2	2.7						525
8 - 9	258		6	1	1.8	6	2	4.4						341
9 - 10	176		4	1	1.8	3	2	3.6						274
10 - 11	132		2	2	1.7	2	2	1.1						181
11 - 12	88		2	2	1.7	1	1	4.3						134
12 - 1	43					1	1	4.4						92
12 - 2														45
AM TOTAL	399	1	17	6	5.7	6	5	2.5						435
PM TOTAL	3722	3	68	29	2.5	53	32	2.7	1	6	5			3944
DAY TOTAL	4121	4	85	35	2.9	59	37	2.7	1	6	5			4379
														4580

2-AXLE EQUIVALENT

DOT-RNB505A-B

STATE OF WASHINGTON - DEPARTMENT OF TRANSPORTATION  
TRIP SYSTEM  
HOURLY TRAFFIC CLASSIFICATION SUMMARY

DATE 04/22/14  
TIME 13:52:25  
PAGE 12

SR 502	MP 000.00	OFF SYSTEM ID.	LEG	DESCRIPTION: ON SR 5 AT SR 5 BRIDGE	DIRECTION OF TRAFFIC BOTH WAYS	LANE ALL OF				
COUNT IDENTIFIER	HPMS	COUNTER NUMBER	161940							
04-15-14										
TUESDAY										
AM HOURS	CARS PICKUPS	BUS MED	SINGLE UNITS 4+	SINGLE UNIT %	DOUBLE UNITS 4-	DOUBLE UNITS 5+	TRAIN %	TRUCK %	CLASS UNKNOWN	TOTAL VEHICLES
12 - 1	28		1	3.1	2	1	9.4	12.5		32
1 - 2	16			3.0	2	1	15.8	9.1		19
2 - 3	30			4.4	1	1	6.7	11.1		33
3 - 4	40			4.1	3	2	2.9	7.0		45
4 - 5	159			2.2	4	2	3.0	6.4		171
5 - 6	500			3.4	5	2	3.4	9.0		534
6 - 7	664			3.7	20	4	3.7	8.0		730
7 - 8	744			3.3	23	3	3.3	7.9		809
8 - 9	581			4.0	15	4	4.6	10.1		633
9 - 10	453			4.0	15	1	2.2	6.4		504
10 - 11	423			4.2	7	1	2.9	7.6		452
11 - 12	353			4.8	6	1	3.1	8.2		382
PM HOURS										
12 - 1	379			3.9	5	1	2.8	7.2		413
1 - 2	425			4.1	4	2	2.1	6.6		458
2 - 3	410			2.1	4	1	3.2	5.5		439
3 - 4	443			1.9	9	1	2.1	4.4		469
4 - 5	544			2.0	9	1	2.7	4.9		569
5 - 6	527			3.3	5	1	1.1	3.5		554
6 - 7	361			2.4	2	2	2.6	4.0		374
7 - 8	290			1.1	3	2	1.4	3.7		302
8 - 9	183			2.0	2	1	3.7	3.4		190
9 - 10	143			2.4	3	1	8.5	6.1		148
10 - 11	77			2.1	3	1	3.5	8.1		82
11 - 12	42			3.2	64	40	3.0	6.8		47
AM TOTAL	3991			2.8	99	21	2.4	5.5		4344
PM TOTAL	3824			3.2	46	19	3.0	8.1		4045
DAY TOTAL	7815			145	64	40	7	30		8389
										2
										8846

2-AXLE EQUIVALENT

DOT-RNB505A-B

STATE OF WASHINGTON - DEPARTMENT OF TRANSPORTATION  
TRIP SYSTEM  
HOURLY TRAFFIC CLASSIFICATION SUMMARY

DATE 04/22/14  
TIME 13:52:25  
PAGE 13

SR 502	MP 000.00	OFF SYSTEM ID.	LEG	DESCRIPTION: ON SR 5 AT SR 5 BRIDGE	DIRECTION OF TRAFFIC	BOTH WAYS	LANE ALL OF								
COUNT IDENTIFIER	HPMS	COUNTER NUMBER	161940												
04-16-14	WEDNESDAY	CARS PICKUPS	BUS	SINGLE MED	HVY	4+	SINGLE UNIT %	DOUBLE UNIT %	5-	6	7+	TRAIN %	TRUCK %	CLASS UNKNOWN	TOTAL VEHICLES
12	1	30		1			3.0	4	1				6.1		33
1	2	18													18
2	3	29													34
3	4	46													56
4	5	147													160
5	6	500													535
6	7	686	1	3	3	1	2.5	2.7		3	4	1.1	6.3		732
7	8	716		17	1	1	3.2	4.2	1	4	3	1.4	8.8	1	786
8	9	545		24	2	2	3.0	4.2		2	1	.8	8.1		593
9	10	543		16	5	1	2.6	3.1		1	2	.2	5.9		580
10	11	413		11	7	5	3.4	2.7		1	2	.7	8.6		452
11	12	413	2	9	2	2	5.3	3.4		1	2	.7	7.4		446
PM HOURS															
12	1	356		16	4	4	5.1	3.1			1	.3	8.5		389
1	2	375	2	9	3	3	3.4	4.2		1	1	.5	8.1		408
2	3	394	3	7	4	4	3.3	2.1		2	1	.7	6.2		420
3	4	501	1	19	3	3	4.3	1.5		1	1	.2	6.0		533
4	5	502		20	2	2	4.1	2.9		3	3	.6	7.6		543
5	6	512	1	12	2	3	4.1	2.0		3	1	.2	4.7		537
6	7	357		10	4	4	3.1	3.1			1	1.0	7.3		385
7	8	240		4	2	2	1.6	1.4					2.0		245
8	9	217		2	1	1	.9	1.4					2.3		222
9	10	135		1	1	1	.9	1.9					2.9		139
10	11	105		1	2	3	.9	1.9					2.8		108
11	12	41		1	2	2	2.3	4.5					6.8		44
AM TOTAL		4086	7	119	17	17	3.2	3.6	1	14	19	.8	7.6	4	4425
PM TOTAL		3735	7	101	18	18	3.2	2.4	1	10	5	.4	6.0	4	3973
DAY TOTAL		7821	14	220	35	35	3.2	3.0	1	24	24	.6	6.8	4	8398

2-AXLE EQUIVALENT

DOT-RNBS05A-B

STATE OF WASHINGTON - DEPARTMENT OF TRANSPORTATION  
TRIP SYSTEM  
HOURLY TRAFFIC CLASSIFICATION SUMMARY

DATE 04/22/14  
TIME 13:52:25  
PAGE 14

SR 502	MP 000.00	OFF SYSTEM ID.	LEG	DESCRIPTION: ON SR 5 AT SR 5 BRIDGE	LANE ALL OF										
COUNT IDENTIFIER	MPMS	COUNTER NUMBER	161940	DIRECTION OF TRAFFIC BOTH WAYS											
04-17-14															
THURSDAY															
AM HOURS	CARS PICKUPS	BUS	SINGLE MED	HVY	4+	SINGLE UNIT %	DOUBLE UNITS 4-5	6+	DOUBLE UNIT %	5-6	TRAINS 7+	TRAIN %	TRUCK %	CLASS UNKNOWN	TOTAL VEHICLES
12 - 1	28					7.9			17.4				17.4		23
1 - 2	19					4.1			7.9				15.8		23
2 - 3	32					2.4			16.3				20.4		38
3 - 4	39					3.3			7.3				9.7		49
4 - 5	149					3.3			1.4				5.5		165
5 - 6	481					3.8			3.9				9.1		509
6 - 7	668					5.4			4.1				12.0		727
7 - 8	640					2.4			3.7				7.1		616
8 - 9	572					6.4			2.8				10.4		472
9 - 10	423					6.0			4.0				10.6		451
10 - 11	403					3.5			4.7				8.7		423
11 - 12	386					4.4			4.1				9.5		389
PM HOURS						3.1			3.2				8.2		450
12 - 1	352					3.6			3.8				7.4		497
1 - 2	413					2.7			1.9				6.7		524
2 - 3	460					2.7			3.3				4.6		517
3 - 4	485					1.9			1.7				3.8		411
4 - 5	493					2.2			1.3				5.1		234
5 - 6	507					3.0			2.0				4.0		198
6 - 7	395					1.1			1.6				1.6		176
7 - 8	225					1.6			6.5				8.1		129
8 - 9	188					4.2			3.9				9.3		4236
9 - 10	169					2.6			2.9				6.1		4125
10 - 11	127					3.5			3.4				7.7		8361
11 - 12	57					146			99				42		8923
AM TOTAL	3840					7			138				35		4
PM TOTAL	3871					6			81				21		4
DAY TOTAL	7711					13			219				56		8

2-AXLE EQUIVALENT

SR 502 MP 000.00 OFF SYSTEM ID. LEG DESCRIPTION: ON SR 5 AT SR 5 BRIDGE LANE ALL OF  
 COUNT IDENTIFIER HPMS COUNTER NUMBER 161940

FRIDAY AM HOURS	CARS PICKUPS	BUS MED	SINGLE HVT	4+ HVT	SINGLE UNIT %	DOUBLE UNITS	6+ UNITS	DOUBLE UNIT %	5- TRAINS	6- TRAINS	7+ TRAINS	TRAIN %	TRUCK %	CLASS UNKNOWN	TOTAL VEHICLES
12 - 1	42	1	1		2.3	1	2	2.3					4.5		44
11 - 2	25							8.0					8.0		25
10 - 3	26							13.3					13.3		30
9 - 4	38							16.3					22.4		49
8 - 5	110		2	1	6.1	3	1	9.7					11.3		124
7 - 6	430		2	5	3.1	5	3	2.0		1	1	4	5.5		455
6 - 7	549		13	5	4.9	2	2	3.5		2	5	1.2	9.6		607
5 - 8	619		29	5	2.1	2	2	4.6		8	4	1.8	8.4		676
4 - 9	564		1	4	4.1	6	3	3.4		1	4	.8	8.3		615
3 - 10															
2 - 11															
1 - 12															
PM HOURS															
12 - 1															
11 - 2															
10 - 3															
9 - 4															
8 - 5															
7 - 6															
6 - 7															
5 - 8															
4 - 9															
3 - 10															
2 - 11															
1 - 12															
AM TOTAL	2401	3	80	6	3.4	62	31	4.2	12	14	14	1.0	8.5		2625
PM TOTAL	2401	3	80	6	3.4	62	31	4.2	12	14	14	1.0	8.5		2625
DAY TOTAL	2401	3	80	6	3.4	62	31	4.2	12	14	14	1.0	8.5		2625

04-14-14 THRU 04-18-14  
 AVERAGE WEEKDAY CLASSIFICATION VOLUMES \*\*\*\*\*  
 CARS SINGLE UNITS 4+ | SINGLE UNIT % | DOUBLE UNITS 6+ | DOUBLE UNIT % | 5- TRAINS 6- | 7+ TRAINS | TRAIN % | TRUCK % | CLASS UNKNOWN | TOTAL VEHICLES  
 PICKUPS | BUS MED HVT 4+ | UNIT % | 4- 5 6+ | UNIT % | 5- 6 7+ | % | % | % | % | %  
 AVG WEEKDAY VOLUME 7782 15 216 44 3.3 146 80 38 3.1 3 31 24 .7 7.1 3 8383  
 TOTAL HOURS FOR COUNT 93  
 3 DAYS  
 AVG WEEKDAY VOL 8383 X SEASONAL ADJ. FACTOR 0.9900 = ESTIMATED AVG DAILY TRAFFIC 8299  
 AMD 2-AXLE EQUIVALENT 8873

PEAK HOUR PERCENTAGES: K = 9.65 O = 81.33 T = 8.03  
 809 DATE: 04/15/14 TIME: 07:00 AM  
 PEAK HOUR LOCATION: VOLUME =

*Nota: 4-High WBS / 4-Low EB*