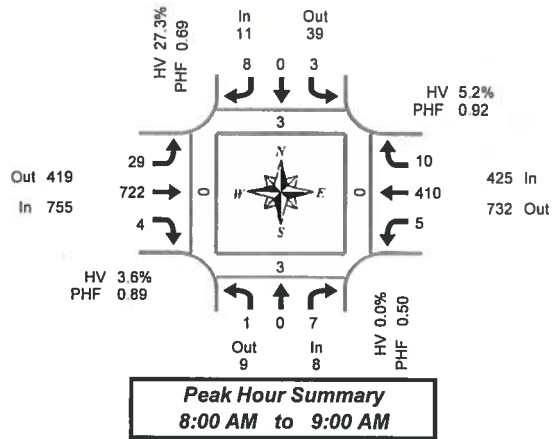


Total Vehicle Summary



Clay Carney
(503) 833-2740



NE 6th Ave & NE 99th St

Wednesday, January 23, 2013
7:00 AM to 9:00 AM

15-Minute Interval Summary 7:00 AM to 9:00 AM

Interval Start Time	Northbound NE 6th Ave				Southbound NE 6th Ave				Eastbound NE 99th St				Westbound NE 99th St				Interval Total	Pedestrians Crosswalk			
	L	T	R	Bikes	L	T	R	Bikes	L	T	R	Bikes	L	T	R	Bikes		North	South	East	West
7:00 AM	1	0	0	0	2	0	3	0	6	161	0	0	1	123	1	0	298	1	0	0	0
7:15 AM	0	0	2	0	1	0	1	0	9	200	0	0	0	137	3	0	353	1	0	0	0
7:30 AM	0	0	1	0	4	0	1	0	8	163	1	0	1	71	5	0	255	1	4	1	0
7:45 AM	1	0	2	0	1	0	1	0	7	144	0	0	1	86	3	0	246	1	0	0	0
8:00 AM	0	0	0	0	1	0	3	0	4	183	1	0	2	96	1	0	291	0	2	0	0
8:15 AM	0	0	1	0	1	0	3	0	11	200	1	0	0	113	3	0	333	2	0	0	0
8:30 AM	0	0	3	0	1	0	2	0	5	187	0	0	1	100	4	0	303	1	1	0	0
8:45 AM	1	0	3	0	0	0	0	0	9	152	2	0	2	101	2	0	272	0	0	0	0
Total Survey	3	0	12	0	11	0	14	0	59	1,390	5	0	8	827	22	0	2,351	7	7	1	0

Peak Hour Summary 8:00 AM to 9:00 AM

By Approach	Northbound NE 6th Ave				Southbound NE 6th Ave				Eastbound NE 99th St				Westbound NE 99th St				Total	Pedestrians Crosswalk			
	In	Out	Total	Bikes	In	Out	Total	Bikes	In	Out	Total	Bikes	In	Out	Total	Bikes		North	South	East	West
Volume	8	9	17	0	11	39	50	0	755	419	1,174	0	425	732	1,157	0	1,199	3	3	0	0
%HV	0.0%				27.3%				3.6%				5.2%				4.3%				
PHF	0.50				0.69				0.89				0.92				0.90				

By Movement	Northbound NE 6th Ave				Southbound NE 6th Ave				Eastbound NE 99th St				Westbound NE 99th St				Total
	L	T	R	Total	L	T	R	Total	L	T	R	Total	L	T	R	Total	
Volume	1	0	7	8	3	0	8	11	29	722	4	755	5	410	10	425	1,199
%HV	0.0%	0.0%	0.0%	0.0%	0.0%	0.0%	37.5%	27.3%	0.0%	3.6%	25.0%	3.6%	0.0%	5.1%	10.0%	5.2%	4.3%
PHF	0.25	0.00	0.58	0.50	0.75	0.00	0.67	0.69	0.66	0.90	0.50	0.89	0.63	0.91	0.63	0.92	0.90

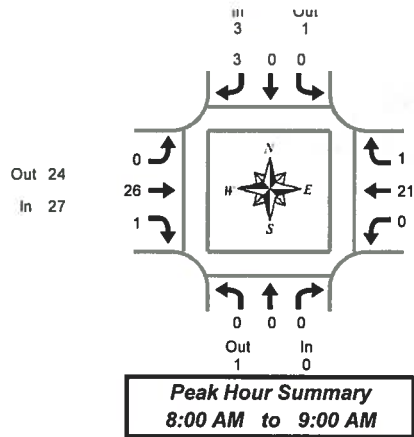
Rolling Hour Summary 7:00 AM to 9:00 AM

Interval Start Time	Northbound NE 6th Ave				Southbound NE 6th Ave				Eastbound NE 99th St				Westbound NE 99th St				Interval Total	Pedestrians Crosswalk			
	L	T	R	Bikes	L	T	R	Bikes	L	T	R	Bikes	L	T	R	Bikes		North	South	East	West
7:00 AM	2	0	5	0	8	0	6	0	30	668	1	0	3	417	12	0	1,152	4	4	1	0
7:15 AM	1	0	5	0	7	0	6	0	28	690	2	0	4	390	12	0	1,145	3	6	1	0
7:30 AM	1	0	4	0	7	0	8	0	30	690	3	0	4	366	12	0	1,125	4	6	1	0
7:45 AM	1	0	6	0	4	0	9	0	27	714	2	0	4	395	11	0	1,173	4	3	0	0
8:00 AM	1	0	7	0	3	0	8	0	29	722	4	0	5	410	10	0	1,199	3	3	0	0

Heavy Vehicle Summary



Clay Carney
(503) 833-2740



NE 6th Ave & NE 99th St

Wednesday, January 23, 2013

7:00 AM to 9:00 AM

Heavy Vehicle 15-Minute Interval Summary

7:00 AM to 9:00 AM

Interval Start Time	Northbound NE 6th Ave				Southbound NE 6th Ave				Eastbound NE 99th St				Westbound NE 99th St				Interval Total
	L	T	R	Total	L	T	R	Total	L	T	R	Total	L	T	R	Total	
7:00 AM	0	0	0	0	0	0	0	0	0	4	0	4	0	4	0	4	8
7:15 AM	0	0	0	0	0	0	0	0	1	4	0	5	0	2	0	2	7
7:30 AM	0	0	0	0	0	0	1	1	2	2	0	4	0	4	3	7	12
7:45 AM	0	0	0	0	0	0	0	0	1	1	0	2	0	4	2	6	8
8:00 AM	0	0	0	0	0	0	2	2	0	10	0	10	0	6	0	6	18
8:15 AM	0	0	0	0	0	0	1	1	0	6	0	6	0	5	0	5	12
8:30 AM	0	0	0	0	0	0	0	0	0	4	0	4	0	4	0	4	8
8:45 AM	0	0	0	0	0	0	0	0	0	6	1	7	0	6	1	7	14
Total Survey	0	0	0	0	0	0	4	4	4	37	1	42	0	35	6	41	87

Heavy Vehicle Peak Hour Summary

8:00 AM to 9:00 AM

By Approach	Northbound NE 6th Ave			Southbound NE 6th Ave			Eastbound NE 99th St			Westbound NE 99th St			Total
	In	Out	Total	In	Out	Total	In	Out	Total	In	Out	Total	
Volume	0	1	1	3	1	4	27	24	51	22	26	48	52
PHF	0.00			0.25			0.34			0.29			0.34

By Movement	Northbound NE 6th Ave				Southbound NE 6th Ave				Eastbound NE 99th St				Westbound NE 99th St				Total
	L	T	R	Total	L	T	R	Total	L	T	R	Total	L	T	R	Total	
Volume	0	0	0	0	0	0	3	3	0	26	1	27	0	21	1	22	52
PHF	0.00	0.00	0.00	0.00	0.00	0.00	0.25	0.25	0.00	0.33	0.25	0.34	0.00	0.35	0.05	0.29	0.34

Heavy Vehicle Rolling Hour Summary

7:00 AM to 9:00 AM

Interval Start Time	Northbound NE 6th Ave				Southbound NE 6th Ave				Eastbound NE 99th St				Westbound NE 99th St				Interval Total
	L	T	R	Total	L	T	R	Total	L	T	R	Total	L	T	R	Total	
7:00 AM	0	0	0	0	0	0	1	1	4	11	0	15	0	14	5	19	35
7:15 AM	0	0	0	0	0	0	3	3	4	17	0	21	0	16	5	21	45
7:30 AM	0	0	0	0	0	0	4	4	3	19	0	22	0	19	5	24	50
7:45 AM	0	0	0	0	0	0	3	3	1	21	0	22	0	19	2	21	46
8:00 AM	0	0	0	0	0	0	3	3	0	26	1	27	0	21	1	22	52

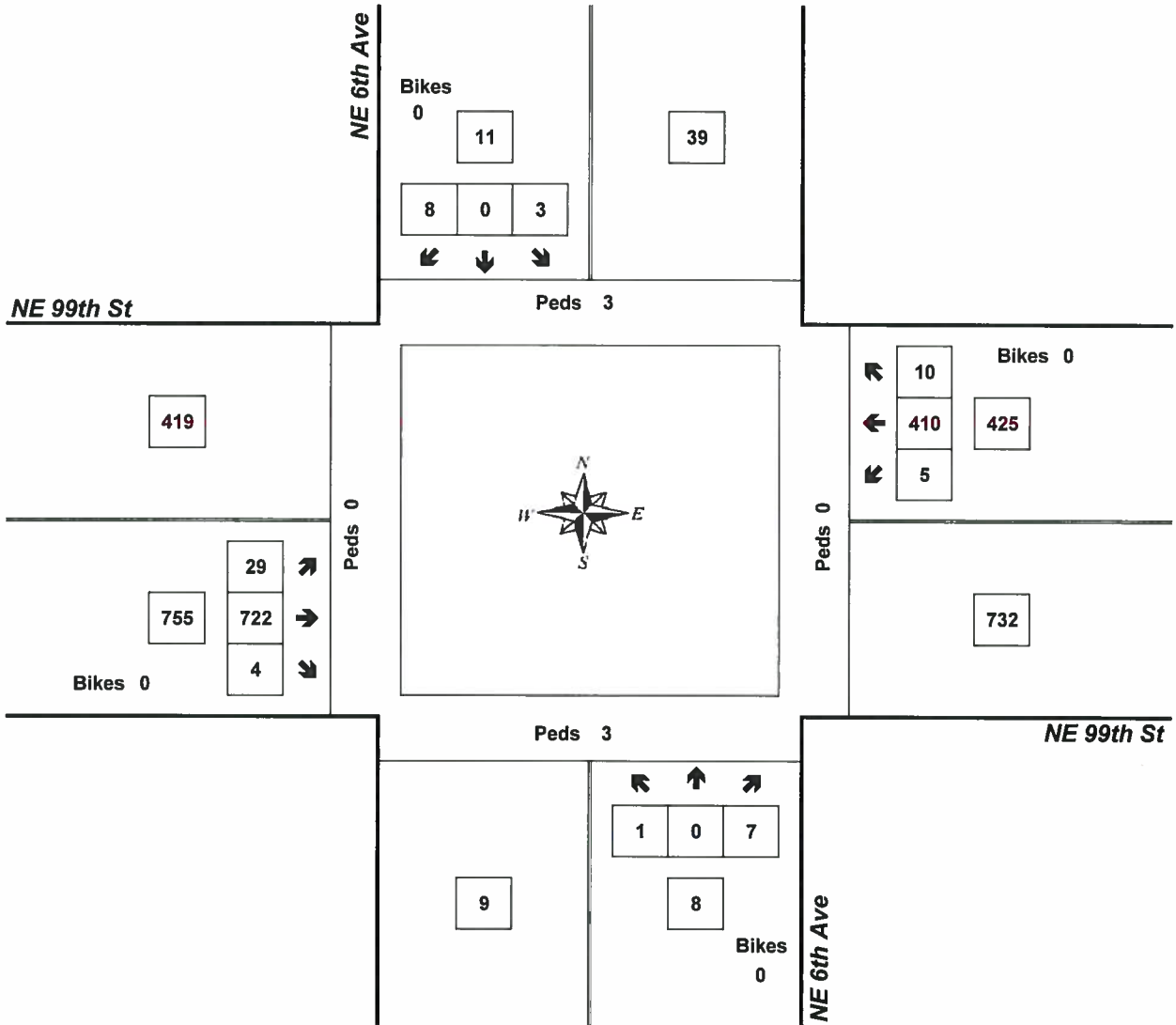
Peak Hour Summary



Clay Carney
(503) 833-2740

NE 6th Ave & NE 99th St

8:00 AM to 9:00 AM
Wednesday, January 23, 2013



Approach	PHF	HV%	Volume
EB	0.89	3.6%	755
WB	0.92	5.2%	425
NB	0.50	0.0%	8
SB	0.69	27.3%	11
Intersection	0.90	4.3%	1,199

Count Period: 7:00 AM to 9:00 AM